

What's New in Costpoint Enterprise Reporting (CER)

New Features in CER

Project Manager Workspace

- Revenue summary (including backlog)
- Accounts Receivable /Project Status Report
- Unposted time with budgeted hours from Costpoint Budgeting & Planning
- Detail on expended hours and direct expenses

Organization Manager Workspace

- Revenue Summary
- Income Statement
- A/R
- Unposted time by Project

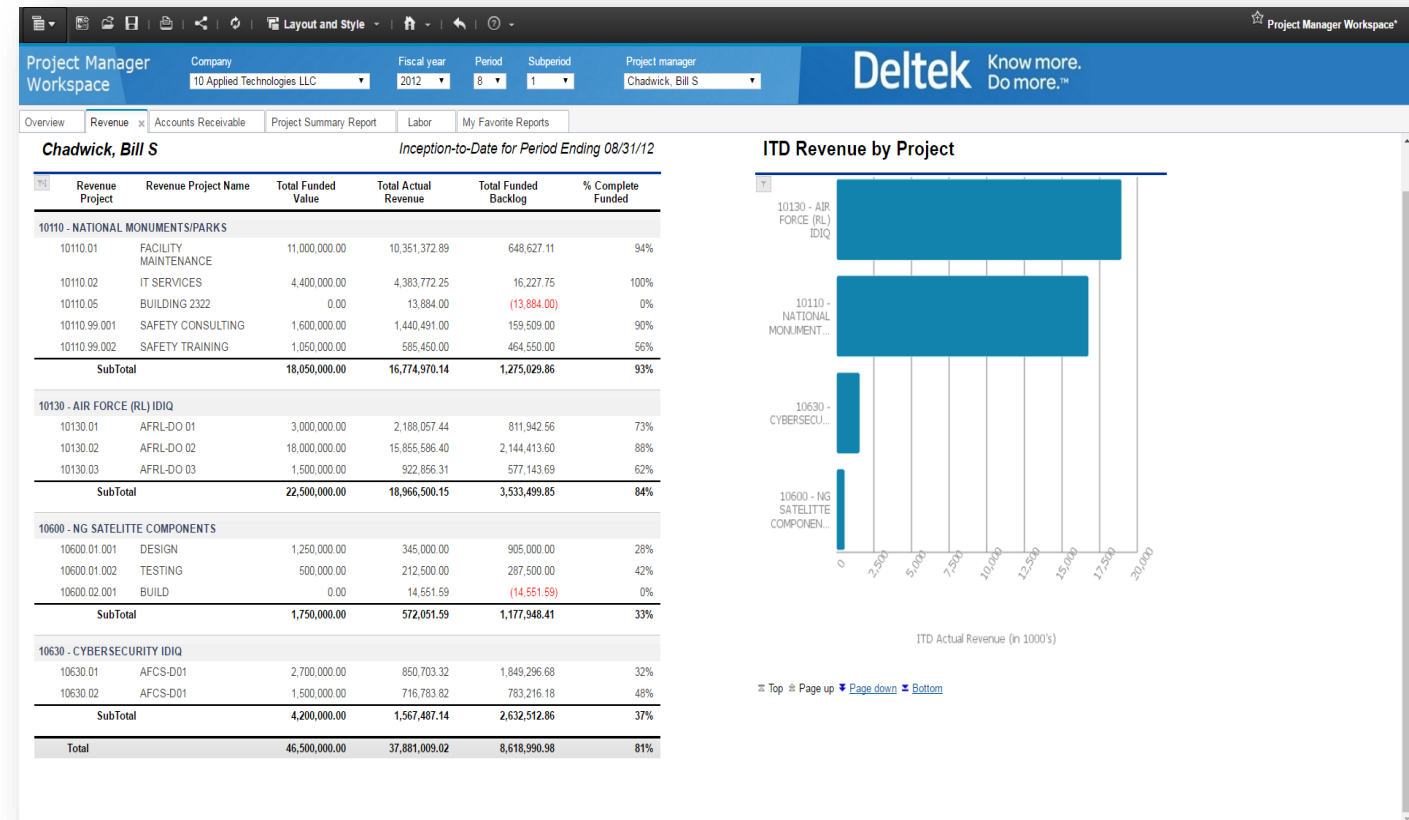
Project Manager Active Report

- Six month trend charts
- Review top projects
- Drill down into WBS levels
- Detail labor by employee and expenses to vendors

CER Workspace

Enhancing the User Experience

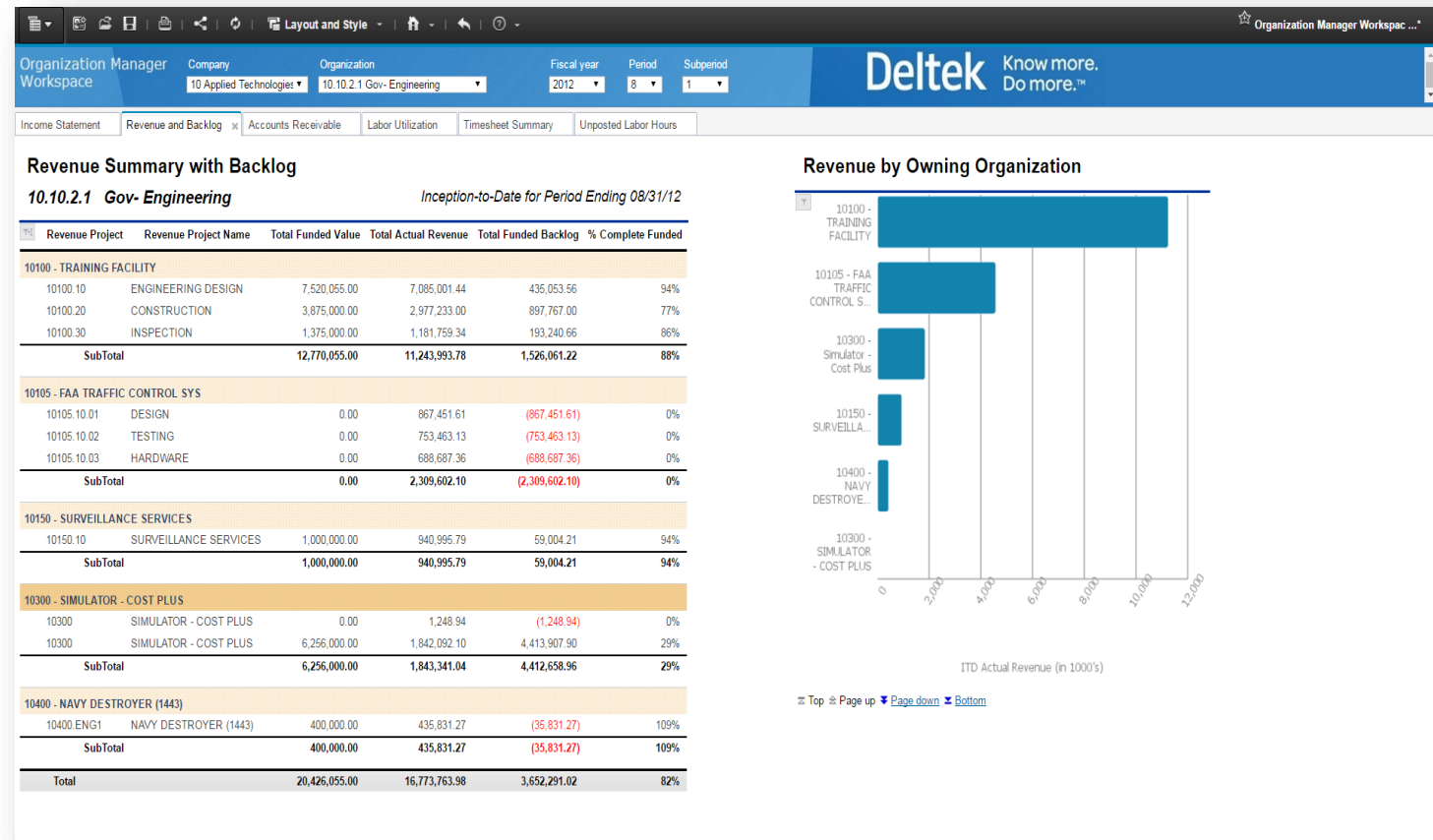
- Drag and drop CER content to build dashboards
- Multi-tabbed workspaces for enhanced user experience
- Rich charting and filtering options
- CER user, advanced user, developer & admin



CER Workspace Advanced

Advanced Reporting Intelligence

- Simple user interface to author advanced reports
- Create multiple queries per report
- Shared Data Sets
- CER advanced user, developer & admin



CER Active Reports

Truly Portable Business Intelligence

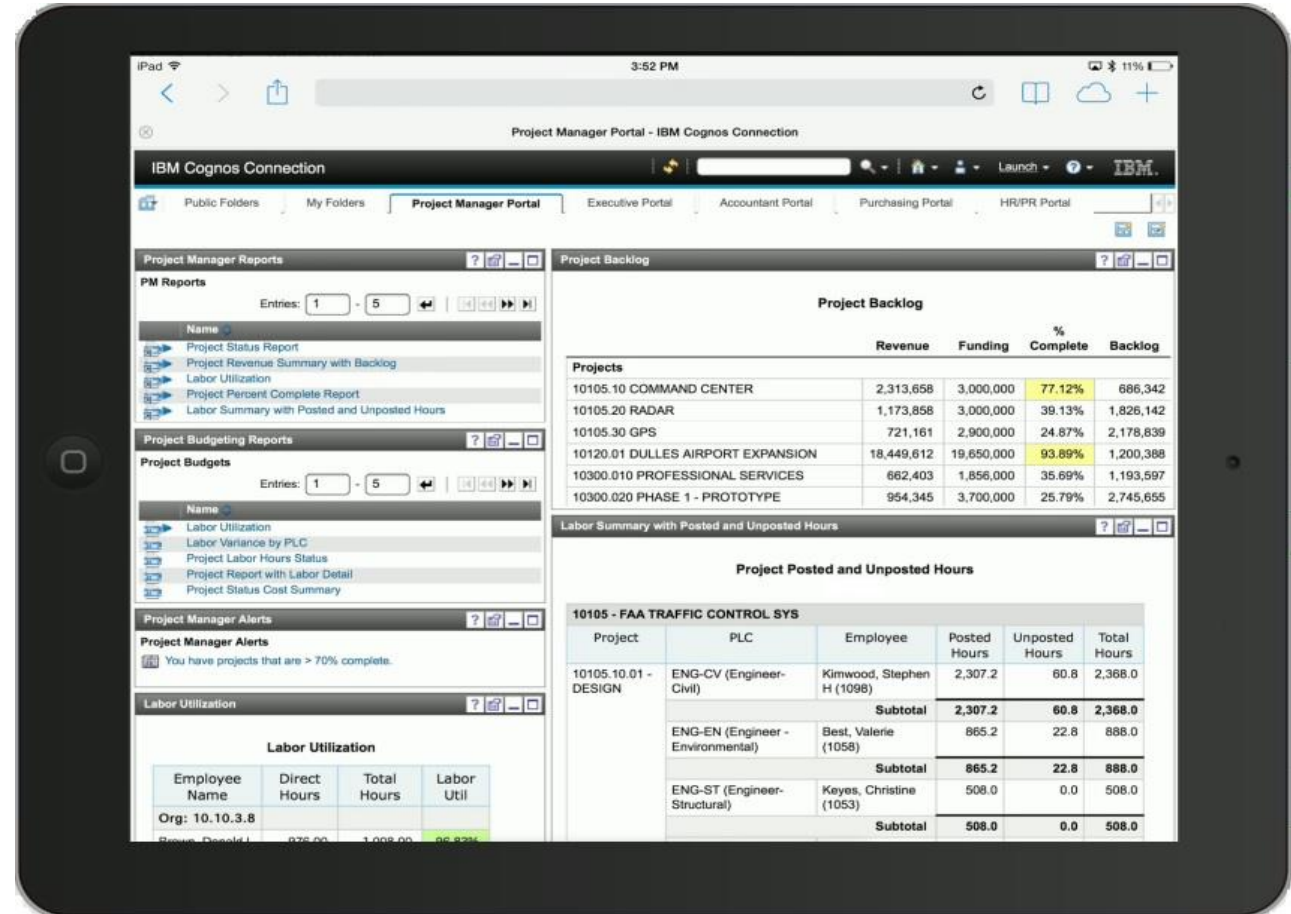
- Create interactive reporting packages
- No live connection required
- Bursting for Project Manager report consumption
- CER user, advanced user, developer & admin



CER Mobile

Business Intelligence on the Go

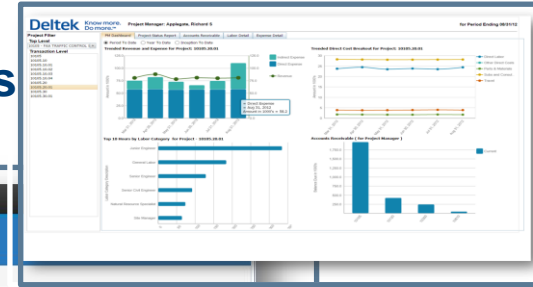
- Actionable insight everywhere in mobile
- Author once, use ANYWHERE
- Broad mobile platform
- CER user, advanced user, developer & admin



7

© Deltek, Inc. CONFIDENTIAL MATERIALS

Active Reports



Advanced Reporting



🏠 📁 🖨️ 💾 🔍 ⚙️ Layout and Style - 🏠 ↶ 🕒

Project Manager Workspace

Company
 10 Applied Technologies LLC

Fiscal year
 2012

Period
 Q 1

Subperiod
 1

Project manager
 Chadwick, Bill S

Know more.
Do more.™

Overview

- Revenue
- Accounts Receivable
- Project Summary Report
- Labor
- My Favorite Reports

Chadwick, Bill S

Inception-to-Date for Period Ending 08/31/12

Revenue Project	Revenue Project Name	Total Funded Value	Total Actual Revenue	Total Funded Backlog	% Complete Funded
10110 - NATIONAL MONUMENTS/PARKS					
10110 01	FACILITY MAINTENANCE	11,000,000.00	10,351,372.89	648,627.11	94%
10110 02	IT SERVICES	4,400,000.00	4,383,772.25	16,227.75	100%
10110 05	BUILDING 2322	0.00	13,884.00	(13,884.00)	0%
10110 99 001	SAFETY CONSULTING TRAINING	1,600,000.00	1,440,491.00	159,509.00	90%
		1,050,000.00	585,450.00	464,550.00	56%
		18,050,000.00	16,774,970.14	1,275,029.86	93%
IDIQ					
L-DO 01		3,000,000.00	2,188,057.44	811,942.56	73%
L-DO 02		18,000,000.00	15,855,586.40	2,144,413.60	88%
L-DO 03		1,500,000.00	922,886.31	577,113.69	62%
		22,500,000.00	18,966,500.15	3,533,499.85	84%
COMPONENTS					
	IGN	1,250,000.00	345,000.00	905,000.00	28%
10500 01 002	TESTING	500,000.00	212,500.00	287,500.00	42%
10500 02 001	BUILD	0.00	14,551.59	(14,551.59)	0%
	SubTotal	1,750,000.00	572,051.59	1,177,948.41	33%
10630 - CYBERSECURITY IDIQ					
10630 01	AFCDS-001	2,700,000.00	850,703.32	1,849,296.68	32%
10630 02	AFCDS-001	1,500,000.00	716,783.82	783,216.18	48%
	SubTotal	4,200,000.00	1,567,487.14	2,632,512.86	37%
	Total	45,500,000.00	37,881,005.02	8,618,995.98	81%

Workspace

ITD Revenue by Project

ITD Actual Revenue (in 1000's)

Top | Page up | Page down | Bottom

Mobile



Existing Reports

[illegible]

Thank You