

Costpoint Enterprise Reporting Overview

1

What is CER?

2

Template Reports

3

Dashboards

4

New Framework Models

5

Integrated Security in CER
and Costpoint

Deltek.

Welcome ▾



Welcome to Costpoint Enterprise Reporting

Get started by opening a dashboard, report or story!

This click-thru introduces Costpoint Enterprise Reporting and shows you the latest features.

- Click or tap each step on the screen or use the Continue button to advance.
- Use the navigation buttons on the left pane and within the pages to go to specific steps.
- Use the arrows on your keyboard to go to the previous or next page.
- This click-thru is best viewed on Internet Explorer.

Begin



Drag and drop your files or browse

Costpoint Enterprise Reporting Overview

1

What is CER?

2

Template Reports

3

Dashboards

4

New Framework Models

5

Integrated Security in CER and Costpoint

Deltek

Welcome ▾



Welcome to Costpoint Enterprise Reporting

Get started by opening a dashboard, report or story!

Quick reference

1

Costpoint Enterprise Reporting provides all Costpoint users with a library of standard reports and dashboards to enable operational, self-service reporting, analytics and dashboards across your organization.

Within each Costpoint module there are hundreds of standard embedded reports . While the standard reports will cover a lot of the transactional reporting needs, Costpoint Enterprise Reporting allows you to expand on this base of reports creating your own content. CER will expand the creation and consumption of business intelligence content to non-technical employees who need the information to do their jobs, not just limiting them to running standard reports..

Continue

Your content will appear here
Add some data or try our samples to get started



Drag and drop your files or browse

Costpoint Enterprise Reporting Overview

1

What is CER?

2

Template Reports

3

Dashboards

4

New Framework Models

5

Integrated Security in CER and Costpoint

Deltek

Welcome ▾



Welcome to Costpoint Enterprise Reporting

Get started by opening a dashboard, report or story!

Quick reference

▾ Get started

1

Costpoint Enterprise Reporting leverages the power of a best of breed Business Intelligence product IBM Cognos Analytics 11. This means that you have access to an industry leading BI product embedded into Costpoint. The benefits include leveraging Deltek's out of the box reports, dashboard access as well as direct data access presented in a way that can be used by non-technical staff in your organization. You know the way you do business and can reflect that in the reports and dashboards you can create. Also, the reports can easily be created in multiple formats such as HTML, MS Excel and PDF.

Continue

Your content will appear here.
Add some data or try our samples to get started.

> Support



Drag and drop your files or browse

Costpoint Enterprise Reporting Overview

1

What is CER?

2

Template Reports

3

Dashboards

4

New Framework Models

5

Integrated Security in CER and Costpoint

Deltek

Welcome ▾



Welcome to Costpoint Enterprise Reporting

Get started by opening a dashboard, report or story!

Quick reference

▾ Get started

Review

Started videos

Sample data

Report

1

With CER you can run and create reports from all modules of Costpoint. Your administrator will set up rights for you to access the data that is relevant to your job. And just as important, limit access to sensitive data. Some key areas for reporting are:

- Financial
- Project Performance
- Timesheets and Expense Reports
- Purchasing
- Manufacturing
- Human Resources/Payroll

Continue



Drag and drop your files or browse

Costpoint Enterprise Reporting Overview

1

What is CER?

2

Template Reports

3

Dashboards

4

New Framework Models

5

Integrated Security in CER and Costpoint

Deltek

Welcome ▾



Welcome to Costpoint Enterprise Reporting

Get started by opening a dashboard, report or story!

1

CER offers several report packages which are:

- Costpoint Enterprise Reporting (Core)
- CER for Budgeting & Planning
- CER for Costpoint Administration
- CER for Fixed Assets
- CER for HR and Payroll
- CER for Project Manufacturing
- CER for Shop Floor Time
- SOX Controls Reporting
- Planning
- Projects
- Administration
- Incurred Cost Submission

Your content will appear here.
Add some data or try our samples to get started.

Continue



Drag and drop your files or browse

Costpoint Enterprise Reporting Overview

1

What is CER?

2

Template Reports

3

Dashboards

4

New Framework Models

5

Integrated Security in CER and Costpoint

Project Status Report

Company: 1 Company 1
By Project

For Fiscal Year 2014 Period 6 Subperiod 1

Project: CB38.007.02 TASK LEVEL-NON-LABOR

Project ID	CB38.007.02	Active (Y/N)	Active	Project Value Fee	0.00
Project Name	TASK LEVEL-NON-LABOR	Project Classification	DIRECT PROJECT	Project Value Cost	0.00
Organization ID	1.2.200 - Product Development	Project Type Desc	CPFF	Project Value Total Amount	0.00
Customer ID	BROOKE - BROOKE	Period of Performance:	-	Fee Funded	0.00
Prime Contract ID		Project Manager Name	Asaka, Leslie S C.P.A.	Cost Funded	0.00
Subcontractor ID		Rate Type:	Actual	Total Funded	0.00
P/O Number		Project Budget Rvsn ID		Amount Billed	0.00
				Balance Due Amount	0.00
				Retainage Amount	0.00

Account Name	Prior Year Actual	Current Subperiod Actual	Current Period Actual	Year To Date Actual	Contract To Date Actual
Revenue	13,600.00	0.00	0.00	8,980.48	22,580.48
Award Fee	860.00	0.00	0.00	0.00	860.00
Total Revenue	14,460.00	0.00	0.00	8,980.48	23,440.48
Govt - Travel - Meals	4,000.00	0.00	0.00	0.00	4,000.00
Govt - Materials	4,000.00	0.00	0.00	0.00	4,000.00
Govt - Subcontractors	3,000.00	0.00	0.00	0.00	3,000.00
Total Non-Labor Cost	11,000.00	0.00	0.00	0.00	11,000.00
G&A COST POOL	2,600.00	0.00	0.00	0.00	2,600.00
Total Indirect Cost	2,600.00	0.00	0.00	0.00	2,600.00
Total Expense	13,600.00	0.00	0.00	0.00	13,600.00
Profit \$	860.00	0.00	0.00	8,980.48	9,840.48
Profit %	6.32%				72.36%

	Prior Year	Subperiod	Current Period	Year To Date	Contract To Date
Labor Hours	0.00	0.00	0.00	0.00	0.00
Units	0.00	0.00	0.00	0.00	0.00

MO Pick List

Company: 1 - Company 1

MO: 080614-1



Warehouse: WHSE1

Work Center: WC-000000007



Part: 105100-1

Rev: A Description: PWB ASSY
MO Status: Released

Project: 1003.001.10 - Concrete Base Repair
Release Date: 08/06/14
Planned Ship Date: 08/29/14
Planner: P1 - Basinger, Lisa B
Build To Inv Abbrev: INVT4

Line	Find	Part	Rev	Description	Type	U/M	Inv Abbrev	Project	To-Issue Quantity	Inventory Location ID	On-Hand Quantity	Allocated Quantity	Serial	Lot	Picked Quantity
1	1	0212PC500	1	VGA monitor non-interface	S	EA	INVT2	1003.001.10	2.0000	AC-202-2B	9.0000				
										BD-301-2L	1.0000				
										SEC1-ROWG-2L	4.0000				
5	5	204597-1	A	CONNECTOR, 25 PIN	S	EA	INVT2	1003.001.10	4.0000						

Page 1 of 7

1

Costpoint Enterprise Reporting offers over a hundred reports within the various CER packages. Samples of these reports are the Project Status Reports, Burdened Labor Costs by Project, and MO Pick List. To see the complete list of CER reports and dashboards, click [here](#) to open the Deltek Costpoint Enterprise Reporting 7.2.1 CER Report List.

Continue

Burdened Labor Costs by Project

Project: 10105 - Cybersecurity Diag & Mitg

Account Level 1: 50 - Direct Labor

50-100-20 - Direct Labor Corp Site

Employee	Baker, Peggy		0.00	0.00	0.00	0.00	0.00	0.00	6,028.01	42,933.99	36,905.98
Employee	Boyd, Edward		0.00	0.00	0.00	0.00	0.00	0.00	9,583.72	53,991.30	44,407.58
Employee	Brown, Donald		0.00	0.00	0.00	3,226.85	0.00	(3,226.85)	73,976.57	84,237.39	10,260.82
Employee	Carlson, Justin		0.00	0.00	0.00	0.00	0.00	0.00	5,727.46	32,419.82	26,692.36
			0.00	0.00	0.00	1,459.07	0.00	(1,459.07)	53,071.75	57,980.16	4,908.41
			0.00	0.00	0.00	1,750.94	0.00	(1,750.94)	63,436.83	76,346.97	12,910.14
			0.00	0.00	0.00	3,676.90	0.00	(3,676.90)	84,445.62	91,845.32	7,399.70
			0.00	0.00	0.00	0.00	0.00	0.00	5,777.44	36,758.37	30,980.93
			0.00	0.00	0.00	9,610.44	0.00	(9,610.44)	301,666.83	317,626.42	15,959.59
			0.00	0.00	0.00	9,633.85	0.00	(9,633.85)	279,965.74	322,943.75	42,978.01
Project: 1903.001.10 - Concrete Base Repair			0.00	0.00	0.00	6,128.27	0.00	(6,128.27)	129,030.94	102,228.67	(26,802.27)
Release Date: 08/06/14			0.00	0.00	0.00	1,750.94	0.00	(1,750.94)	157,661.48	202,202.82	44,541.34
Planned Shop Date: 08/29/14			0.00	0.00	0.00	0.00	0.00	0.00	8,088.58	49,719.00	41,630.42
Planner: P1 - Basinger, Lisa B			0.00	0.00	0.00	0.00	0.00	0.00	3,873.30	23,935.99	20,062.69
Build-To Inv Abbrev: INVT4			0.00	0.00	0.00	0.00	0.00	0.00	75,263.81	104,953.49	29,689.68
			0.00	0.00	0.00	0.00	0.00	0.00	6,551.16	32,142.37	25,591.21
			0.00	0.00	0.00	0.00	0.00	0.00	75,263.81	104,953.49	29,689.68
			0.00	0.00	0.00	0.00	0.00	0.00	6,551.16	32,142.37	25,591.21
			0.00	0.00	0.00	1,838.45	0.00	(1,838.45)	57,994.51	91,187.24	33,192.73
			0.00	0.00	0.00	3,292.93	0.00	(3,292.93)	158,550.03	226,216.12	67,666.09
			0.00	0.00	0.00	0.00	0.00	0.00	4,320.78	29,327.60	25,006.82
			0.00	0.00	0.00	0.00	0.00	0.00	4,385.28	18,110.36	13,725.08
		bor Corp Site	0.00	0.00	0.00	42,368.64	0.00	(42,368.64)	1,489,399.84	1,997,107.15	507,707.31
			0.00	0.00	0.00	42,368.64	0.00	(42,368.64)	1,489,399.84	1,997,107.15	507,707.31
		itg	0.00	0.00	0.00	42,368.64	0.00	(42,368.64)	1,489,399.84	1,997,107.15	507,707.31

Costpoint Enterprise Reporting Overview

1

What is CER?

2

Template Reports

3

Dashboards

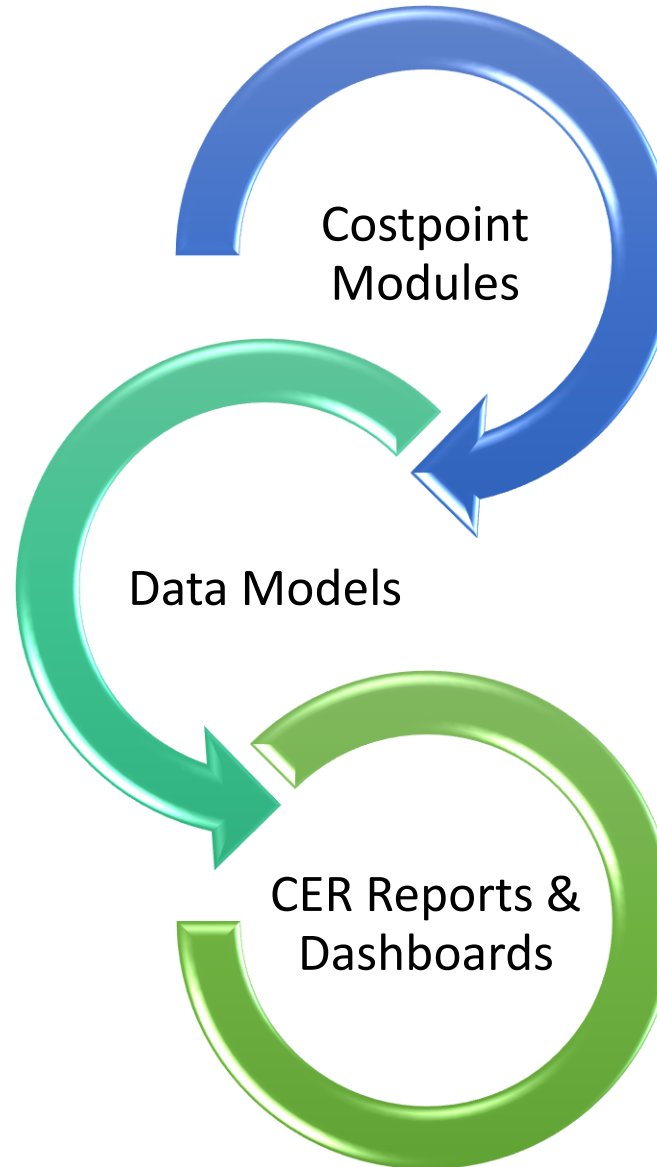
4

New Framework Models

5

Integrated Security in CER and Costpoint

- Analysis Layer
 - Fiscal Period
 - Project
 - Non-Backlog Project
 - Organization
 - Organization (Owning)
 - Account
 - Project Status Lines
 - Budget
 - Employee
 - Project Labor Category (PLC)
 - Resource
 - Vendor
 - Generic Staff
 - Pool
 - Relative Time
 - Measures
 - Current Version
 - Billable Projects
 - Revenue Projects
 - No Project Manager
 - Direct Projects
 - Active Projects
 - Revenue Only
 - Direct Only
 - ODC Only
 - Burden Only
 - Filter Out Zero Budget & Actual



1

Deltrek has created a framework for you to access your data without having to navigate a complicated table structure and have an understanding of how the data is joined together. Since the data models are part of Costpoint your reports and dashboards will have your information in real-time.

Continue

Costpoint Enterprise Reporting Overview

1

What is CER?

2

Template Reports

3

Dashboards

4

New Framework Models

5

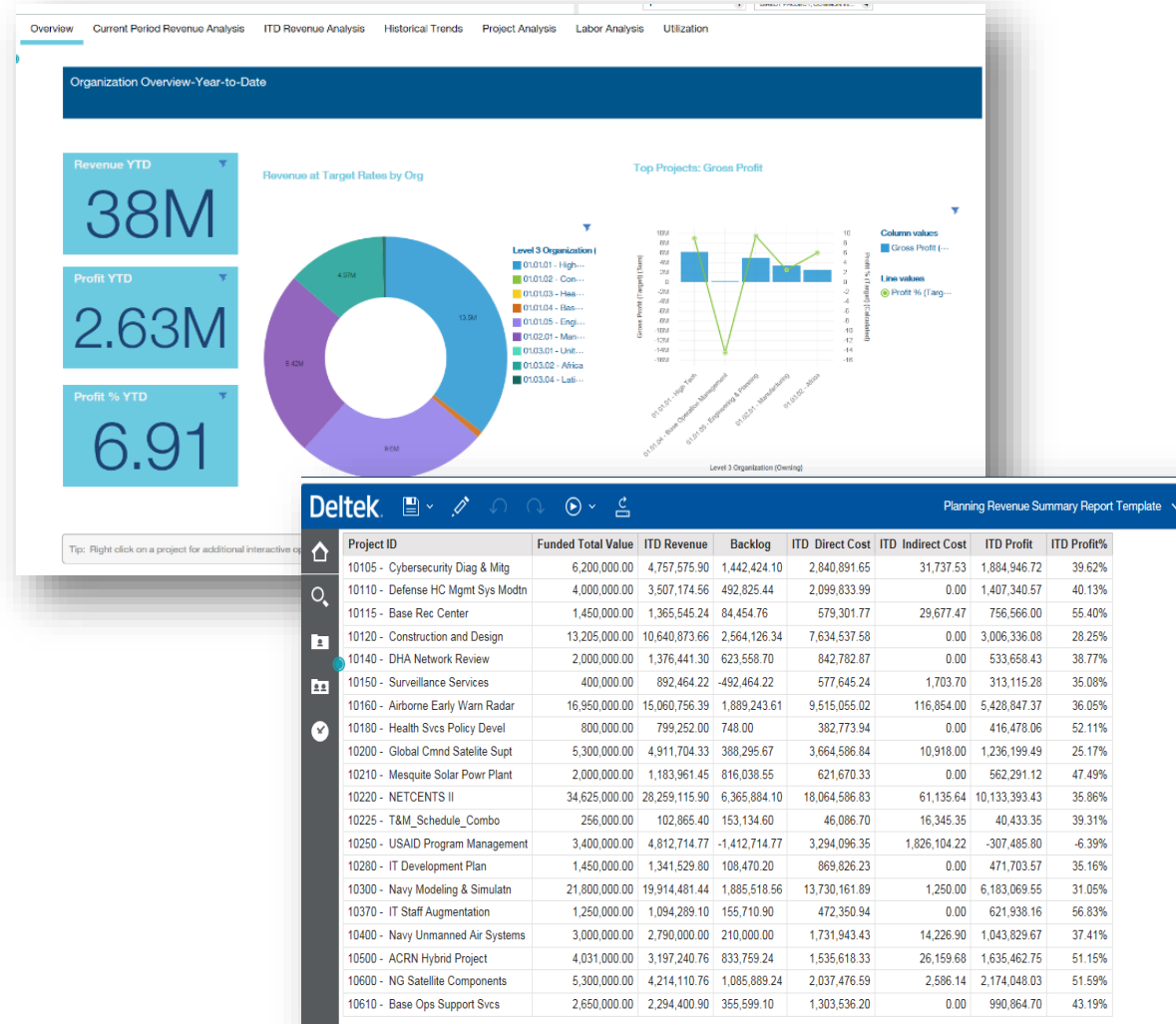
Integrated Security in CER and Costpoint

- Project Planning Analysis
 - Analysis Layer
 - Fiscal Period
 - Project
 - Non-Backlog Project
 - Organization
 - Organization (Owning)
 - Account
 - Project Status Lines
 - Budget
 - Employee
 - Project Labor Category (PLC)
 - Resource
 - Vendor
 - Generic Staff
 - Pool
 - Relative Time
 - Measures
 - Current Version
 - Billable Projects
 - Revenue Projects
 - No Project Manager
 - Direct Projects
 - Active Projects
 - Revenue Only
 - Direct Only
 - ODC Only
 - Burden Only
 - Filter Out Zero Budget & Actual

Continue

1

Here is an example of a Project Analysis model where non-technical users can create all kinds of project performance dashboards and reports as shown here. Data can be accessed from all areas of Costpoint including Time and Expense and Project Planning.



Costpoint Enterprise
Reporting Overview

1

What is CER?

2

Template Reports

3

Dashboards

4

New Framework Models

5

Integrated Security in CER
and Costpoint



Welcome to Costpoint Enterprise Reporting

Get started by opening a dashboard, report or story!

2

Template Reports are sample reports that can be easily modified and tailored to your use. As opposed to the Standard CER Reports that are highly formatted with complex prompting, these are created to be modified while still conveying the basic concepts of report writing.

Continue



Drag and drop your files or [browse](#)

Quick reference

▾ Get started

ideos

> Support

Costpoint Enterprise Reporting Overview

1

What is CER?

2

Template Reports

3

Dashboards

4

New Framework Models

5

Integrated Security in CER and Costpoint

Deltek

Welcome ▾



Welcome to Costpoint Enterprise Reporting

Get started by opening a dashboard, report or story!

Quick reference

▾ Get started

The Planning and Projects areas include template reports. Click on any of the buttons below to see a sample.

Projects:

PSR Template

PSR Trending Analysis

Revenue Summary Report

Planning:

PSR Report Template

BnP PSR Trending Analysis

Planning Revenue
Summary Report Template



Drag and drop your files or browse

Costpoint Enterprise
Reporting Overview

1

What is CER?

2

Template Reports

3

Dashboards

4

New Framework Models

5

Integrated Security in CER
and Costpoint

Deltek



PSR Template

PSR Template

				PTD	PTD Budget	PTD Variance	ITD	ITD Budget	ITD Variance
Project	Revenue/Expense/Profit	PSR Line Description	Account						
10105 - Cybersecurity Diag & Mitg	Revenue	Revenue	Revenue	(3,927.49)	0.00	3,927.49	4,791,749.69	1,200,239.27	(3,591,510.42)
	Expense	Direct Labor	50 Direct Labor	0.00	0.00	0.00	1,628,497.86	412,956.99	(1,215,540.87)
		Direct Non-Labor	52 Subs & Consultants	0.00	0.00	0.00	205,797.00	0.00	(205,797.00)
			54 Manufacturing Expenses	0.00	0.00	0.00	358,517.28	164,904.75	(193,612.53)
			53 Other Direct Costs	0.00	0.00	0.00	1,500.00	0.00	(1,500.00)
		Indirect Expenses	51 Travel	0.00	0.00	0.00	614,841.98	119,642.59	(495,199.39)
			GENERAL & ADMINISTRATIVE	(288.19)	0.00	288.19	437,380.37	0.00	(437,380.37)
			Fringe Benefits	(2,878.53)	0.00	2,878.53	504,699.44	0.00	(504,699.44)
			OH Applied Service Corp	(573.75)	0.00	573.75	812,337.19	0.00	(812,337.19)
	Profit	Profit Margin		(187.02)	0.00	187.02	228,178.57	502,734.94	274,556.37

2

The PSR Template is created from the Project Reporting model. It is a very basic PSR in the standard PSR format with prompting.

To open the PSR Template, go to **Team Content » Projects » Reports » PSR Template**.

Continue

Projects:

PSR Template

PSR Trending Analysis

Revenue Summary Report

Planning:

PSR Report Template

BnP PSR Trending Analysis

Planning Revenue
Summary Report Template

Costpoint Enterprise Reporting Overview

1

What is CER?

2

Template Reports

3

Dashboards

4

New Framework Models

5

Integrated Security in CER and Costpoint

Deltek



PSR Trending Analysis ▾



2

			2017-01	2017-02	2017-03	2017-04	2017-05	2017-06	2017-07	2017-08	2017-09	2017-10	2017-11	2017-12
10105 - Cybersecurity Diag & Mitg	Revenue	Actual (at Actual Rate)	92,310.33	62,147.2	6,830.2	-1,631.65	-30.87	141.8	694.95	-25.63	171.46	13.44	615.16	-3,927.49
		Budget	0.00	0.00	0.00	0.00	0.00	0.00	0.00	0.00	0.00	0.00	0.00	0.00
		Variance (at Actual Rate)	92,310.33	62,147.2	6,830.2	-1,631.65	-30.87	141.8	694.95	-25.63	171.46	13.44	615.16	-3,927.49
	Direct Labor	Actual (at Actual Rate)	26,973.18	13,486.55	0	0	0	0	0	0	0	0	0	0
		Budget	0.00	0.00	0.00	0.00	0.00	0.00	0.00	0.00	0.00	0.00	0.00	0.00
		Variance (at Actual Rate)	26,973.18	13,486.55	0	0	0	0	0	0	0	0	0	0
	Direct Non-Labor	Actual (at Actual Rate)	30,076.27	30,076.27	0	0	0	0	0	0	0	0	0	0
		Budget	0.00	0.00	0.00	0.00	0.00	0.00	0.00	0.00	0.00	0.00	0.00	0.00
		Variance (at Actual Rate)	30,076.27	30,076.27	0	0	0	0	0	0	0	0	0	0
	Indirect Expenses	Actual (at Actual Rate)	30,865.15	15,624.98	6,504.95	-1,553.95	-29.4	135.05	661.86	-24.42	163.3	12.79	585.88	-3,740.47

The PSR Trending Analysis is created from the Project Analysis model. This report template shows how the pre-determined time analysis dimension can be used for trending PSR data in a report.

To open the PSR Trending Analysis, go to **Team Content » Projects » Reports » PSR Trending Analysis**.

Continue

Projects:

PSR Template

PSR Trending Analysis

Revenue Summary Report

Planning:

PSR Report Template

BnP PSR Trending Analysis

Planning Revenue
Summary Report Template

Costpoint Enterprise
Reporting Overview

1

What is CER?

2

Template Reports

3

Dashboards

4

New Framework Models

5

Integrated Security in CER
and Costpoint

Deltek



Revenue Summary Report Template

Revenue Summary Report Template

		Total Funded	ITD Revenue	Backlog	ITD Costs	ITD COM	ITD Profit	ITD Profit %
Project	Owning Organization							
10105 - Cybersecurity Diag & Mitg	01.01.01 High Tech	15,600,000.00	4,791,749.69	10,808,250.31	4,563,571.12	0.00	228,178.57	4.76%
10110 - Defense HC Mgmt Sys Modtn	01.01.03 Health Services	8,000,000.00	3,506,844.52	4,493,155.48	3,188,574.52	0.00	318,270.00	9.08%
10115 - Base Rec Center	01.02.01 Manufacturing	2,900,000.00	1,326,993.59	1,573,006.41	1,180,236.50	0.00	146,757.09	11.06%
10120 - Construction and Design	01.01.01 High Tech	39,615,000.00	12,290,873.66	27,324,126.34	11,493,482.83	0.00	797,390.83	6.49%
10140 - DHA Network Review	01.01.01 High Tech	5,350,000.00	1,374,962.00	3,975,038.00	1,132,901.09	0.00	242,060.91	17.60%
10150 - Surveillance Services	01.01.05 Engineering & Planning	800,000.00	898,273.92	(98,273.92)	825,389.80	0.00	72,884.12	8.11%
10160 - Airborne Early Warn Radar	01.02.01 Manufacturing	34,600,000.00	14,914,213.00	19,685,787.00	13,604,689.61	0.00	1,309,523.39	8.78%
10180 - Health Svcs Policy Devel	01.01.03 Health Services	1,600,000.00	800,000.00	800,000.00	786,119.64	0.00	13,880.36	1.74%
10200 - Global Cmnd Satellite Supt	01.01.05 Engineering & Planning	10,600,000.00	4,928,132.05	5,671,867.95	4,950,718.81	0.00		
210 - Mesquite Solar Power Plant	01.01.02 Construction Management	2,000,000.00	2,000,000.00	0.00	1,232,952.85	0.00	767,047.15	38.35%

2

The Revenue Summary Report Template is created from the Project Reporting model. This report template is a very basic Revenue Summary in the standard format with prompting.

To open the Revenue Summary Report Template, go to **Team Content » Projects » Reports » Revenue Summary Report Template**.

Continue

Projects:

PSR Template

PSR Trending Analysis

Revenue Summary Report

Planning:

PSR Report Template

BnP PSR Trending Analysis

Planning Revenue
Summary Report Template

Costpoint Enterprise
Reporting Overview

1

What is CER?

2

Template Reports

3

Dashboards

4

New Framework Models

5

Integrated Security in CER
and Costpoint



2

The PSR Report Template is created from the Project Planning Reporting model. This report template is a very basic Revenue Summary in the standard format with prompting.

Continue

To open the Revenue Summary Report Template, go to **Team Content » Planning » Reports » PSR Report Template**.

Projects:

PSR Template

PSR Trending Analysis

Revenue Summary Report

Planning:

PSR Report Template

BnP PSR Trending Analysis

Planning Revenue
Summary Report Template

PSR Template

				Current Period Actual Amount	Current Period Budget	ITD Actual	ITD Budget	Pending	Total to Date	Balance Remaining
Project	Revenue/Expense/Profit	PSR Line Description	Account							
10105 - Cybersecurity Diag & Mitg	Profit Margin	Profit		(186.54)	0.00	157,348.41	193,371.10	1,745.57	159,093.98	(34,277.12)
10110 - Defense HC Mgmt Sys Modtn	Profit Margin	Profit		0.00	0.00	318,600.04	372,761.41	0.00	318,600.04	(54,161.37)
10115 - Base Rec Center	Profit Margin	Profit		4,495.81	0.00	126,139.70	630,053.88	(0.06)	126,139.64	(503,914.24)
10120 - Construction and Design	Profit Margin	Profit		0.00	0.00	(852,609.17)	336,786.61	0.00	(852,609.17)	(1,189,395.78)
10140 - DHA Network Review	Profit Margin	Profit		0.00	0.00	243,540.21	49,552.29	0.00	243,540.21	193,987.92
10150 - Surveillance Services	Profit Margin	Profit		0.00	0.00	65,012.93	80,739.27	187.41	65,200.34	(15,538.93)
10160 - Airborne Early Warn Radar	Profit Margin	Profit		0.00	0.00	1,159,351.84	1,195,450.34	8,997.76	1,168,349.60	(27,100.74)
10180 - Health Svcs Policy Devel	Profit Margin	Profit		0.00	0.00	13,132.36	57,927.83	0.00	13,132.36	(44,795.47)
10200 - Global Cmnd Satellite Supt	Profit Margin	Profit		0.00	0.00	(51,564.73)	262,637.91	540.45	(51,024.28)	(313,662.19)
10210 - Mesquite Solar Powr Plant	Profit Margin	Profit		0.00	0.00	(48,991.40)	491,667.97	0.00	(48,991.40)	(540,659.37)

Costpoint Enterprise Reporting Overview

1

What is CER?

2

Template Reports

3

Dashboards

4

New Framework Models

5

Integrated Security in CER and Costpoint

Deltek



BnP PSR Trending Analysis



			2017-01	2017-02	2017-03	2017-04	2017-05	2017-06	2017-07	2017-08	2017-09	2017-10	2017-11	2017-12
10105 - Cybersecurity Diag & Mitg	Total Revenue	Actual (at Actual Rate)	92,310.33	62,147.2	6,830.2	-1,631.65	-30.87	141.8	694.95	-25.63	171.46	13.44	615.16	-3,927.49
		Budget	0	0	0	0	0	0	0	0	0	0	0	0
		Variance (at Actual Rate)	92,310.33	62,147.2	6,830.2	-1,631.65	-30.87	141.8	694.95	-25.63	171.46	13.44	615.16	-3,927.49
	Total Direct Cost	Actual (at Actual Rate)	57,049.45	43,562.82										0
		Budget	0	0										0
		Variance (at Actual Rate)	57,049.45	43,562.82										0
	Total Indirect Cost by POOL	Actual (at Actual Rate)	31,606.87	20,988.29	399.92	-1,553.95	-29.4	135.05	661.86	-24.42	163.3	12.79	585.88	-3,740.95
		Budget	0	0	0	0	0	0	0	0	0	0	0	0
		Variance (at Actual Rate)	31,606.87	20,988.29	399.92	-1,553.95	-29.4	135.05	661.86	-24.42	163.3	12.79	585.88	-3,740.95
	Profit	Actual (at Actual Rate)	3,596.53	1,042.87										-3,927.49
		Budget	0	0										0
		Variance (at Actual Rate)	3,596.53	1,042.87										-3,927.49

2

The BnP PSR Trending Analysis is created from the Planning Analysis model. This report template shows how the pre-determined time analysis dimension can be used for trending PSR data in a report.

To open the BnP PSR Trending Analysis, go to **Team Content » Planning » Reports » BnP PSR Trending Analysis**.

Continue

Projects:

PSR Template

PSR Trending Analysis

Revenue Summary Report

Planning:

PSR Report Template

BnP PSR Trending Analysis

Planning Revenue Summary Report Template

Costpoint Enterprise
Reporting Overview

1

What is CER?

2

Template Reports

3

Dashboards

4

New Framework Models

5

Integrated Security in CER
and Costpoint

Deltek



Planning Revenue Summary Report Template



Project ID	Funded Total Value	ITD Revenue	Backlog	ITD Direct Cost	ITD Indirect Cost	ITD Profit	ITD Profit%
10105 - Cybersecurity Diag & Mitg	6,200,000.00	4,757,575.90	1,442,424.10	2,840,891.65	31,737.53	1,884,946.72	39.62%
10110 - Defense HC Mgmt Sys Modtn	4,000,000.00	3,507,174.56	492,825.44	2,099,833.99	0.00	1,407,340.57	40.13%
10115 - Base Rec Center	1,450,000.00	1,365,545.24	84,454.76	579,301.77	29,677.47	756,566.00	55.40%
10120 - Construction and Design	13,205,000.00	10,640,873.66	2,564,126.34	7,634,537.58	0.00	3,006,336.08	28.25%
10140 - DHA Network Review	2,000,000.00	1,376,441.30	623,558.70	842,782.87	0.00	533,658.43	38.77%
10150 - Surveillance Services	400,000.00	892,464.22	-492,464.22	577,645.24	1,703.70	313,115.28	35.08%
10160 - Airborne Early Warn Radar	16,950,000.00	15,060,756.39	1,889,243.61	9,515,055.02	116,854.00	5,428,847.37	36.05%
10180 - Health Svcs Policy Devel	800,000.00	799,252.00	748.00	382,773.94	0.00	416,478.06	52.11%
10200 - Global Cmnd Satellite Supt	5,300,000.00	4,911,704.33	388,295.67	3,664,586.84	10,918.00	1,236,199.49	25.17%
10210 - Mesquite Solar Powr Plant	2,000,000.00	1,183,961.45	816,038.55	621,670.33	0.00	562,291.12	
10220 - NETCENTS II	34,625,000.00	28,259,115.90	6,365,884.10	18,064,586.83	61,135.64	10,133,393.43	35.86%

Continue

2

The Planning Revenue Summary Report Template is created from the Project Planning Reporting model. This report is a very basic Revenue Summary in the standard format with prompting.

To open the Planning Revenue Summary Report Template, go to **Team Content » Planning » Reports » Planning Revenue Summary Report Template**.

Projects:

PSR Template

PSR Trending Analysis

Revenue Summary Report

Planning:

PSR Report Template

BnP PSR Trending Analysis

Planning Revenue
Summary Report Template

Costpoint Enterprise Reporting Overview

1

What is CER?

2

Template Reports

3

Dashboards

4

New Framework Models

5

Integrated Security in CER and Costpoint



Welcome to Costpoint Enterprise Reporting

Get started by opening a dashboard, report or story!

3

Dashboards leverage the new Dashboard module in CER, which allows end users to create and share interactive analytical dashboards. The dashboards are created against the dimensional analysis models which would make dashboard creation easier.

Continue

Your content will appear
Add some data or try our samples to get started.



Drag and drop your files or [browse](#)

Quick reference

▾ Get started

➤ [Support](#)

Costpoint Enterprise Reporting Overview

1

What is CER?

2

Template Reports

3

Dashboards

4

New Framework Models

5

Integrated Security in CER and Costpoint

Deltek

Welcome ▾



Welcome to Costpoint Enterprise Reporting

Get started by opening a dashboard, report or story!

Quick reference

▾ Get started

▾ Overview

The Planning and Projects areas include dashboards. Click on any of the buttons below to see a sample.

Projects:

Org Mgr CP Performance Analytics

PM CP Performance Analytics

Planning:

Org Mgr Planning Performance Analytics

PM Planning Performance Analytics



Drag and drop your files or browse

Costpoint Enterprise Reporting Overview

1

What is CER?

2

Template Reports

3

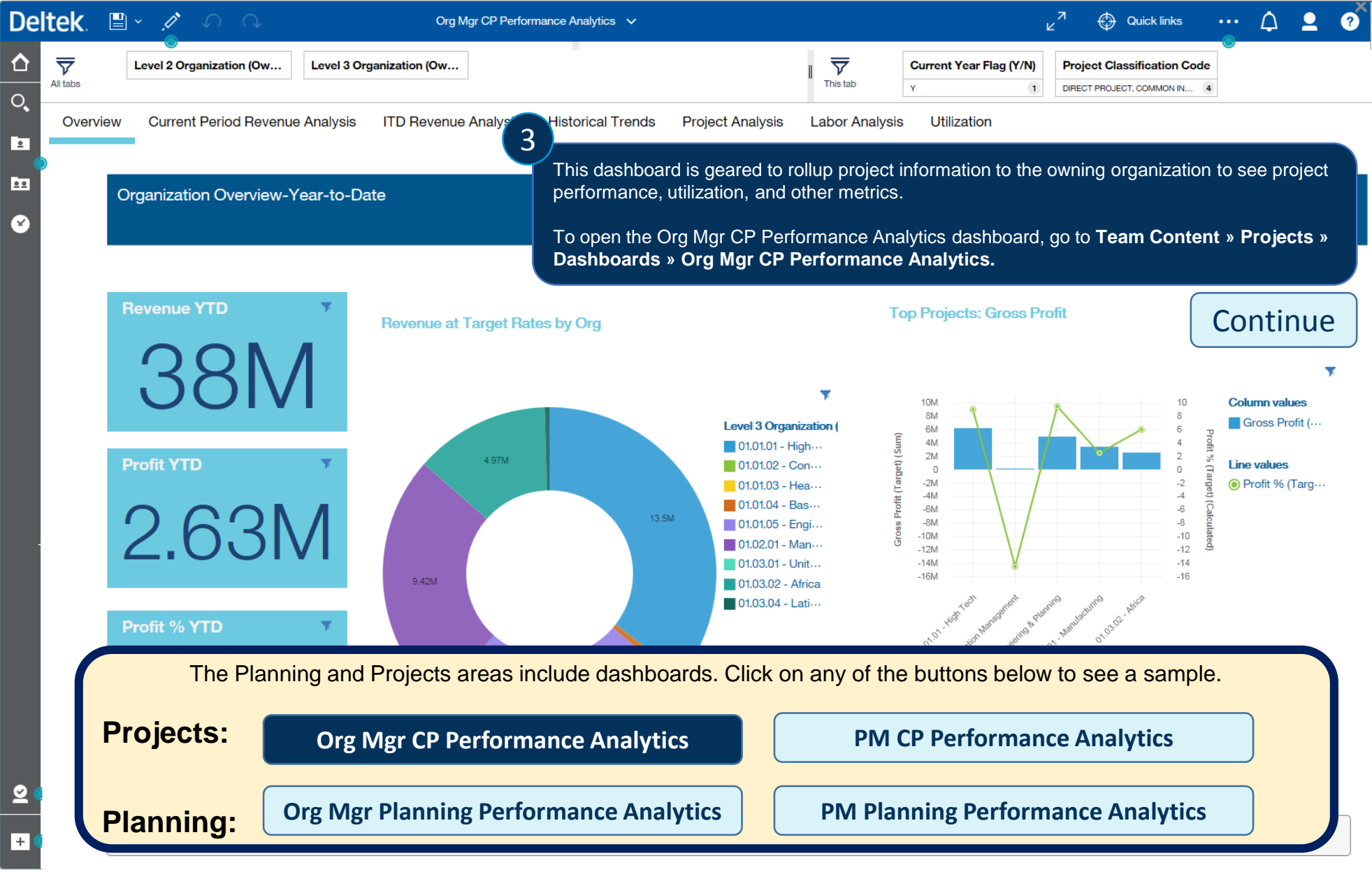
Dashboards

4

New Framework Models

5

Integrated Security in CER and Costpoint



Costpoint Enterprise Reporting Overview

1

What is CER?

2

Template Reports

3

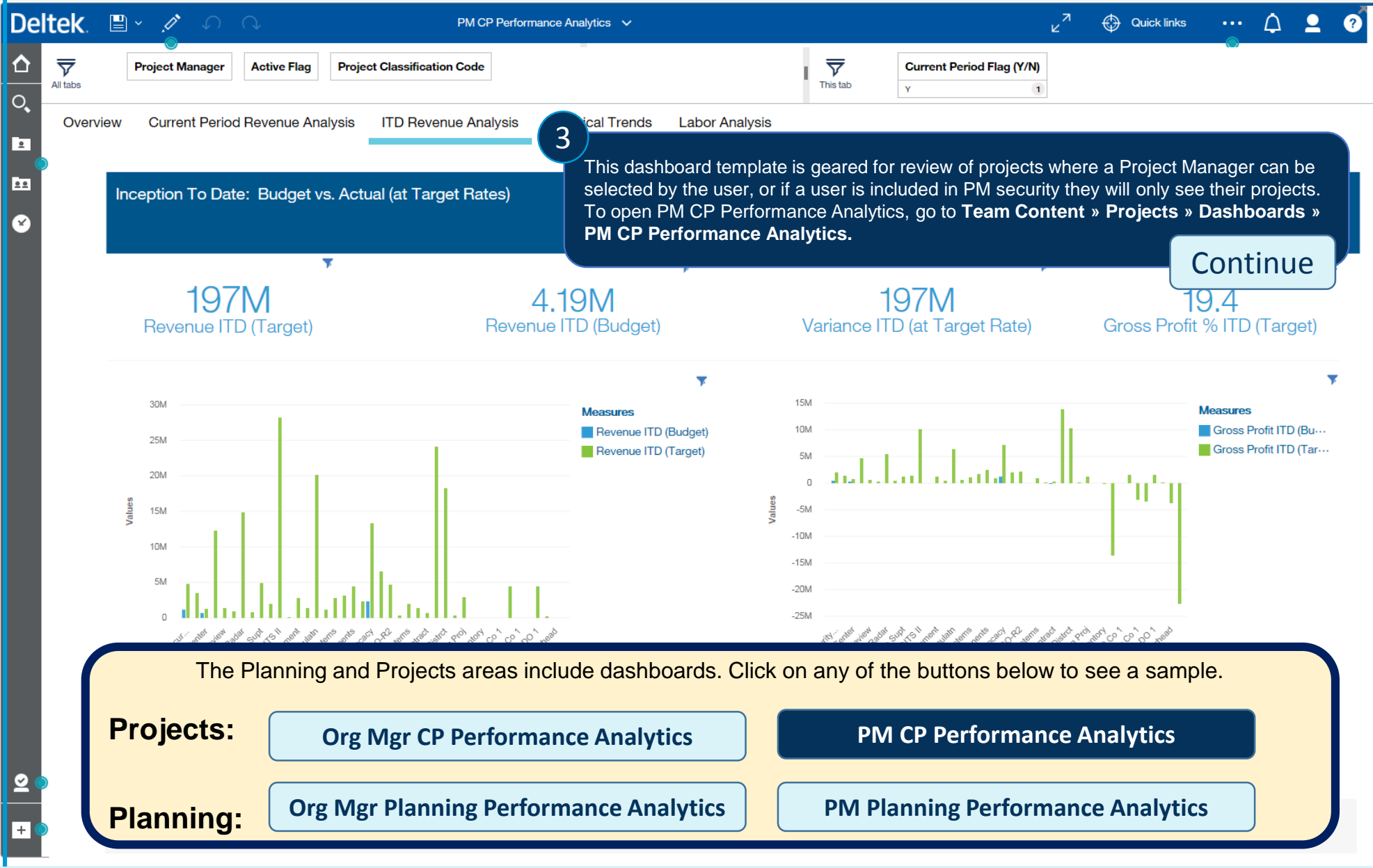
Dashboards

4

New Framework Models

5

Integrated Security in CER and Costpoint



Costpoint Enterprise Reporting Overview

1

What is CER?

2

Template Reports

3

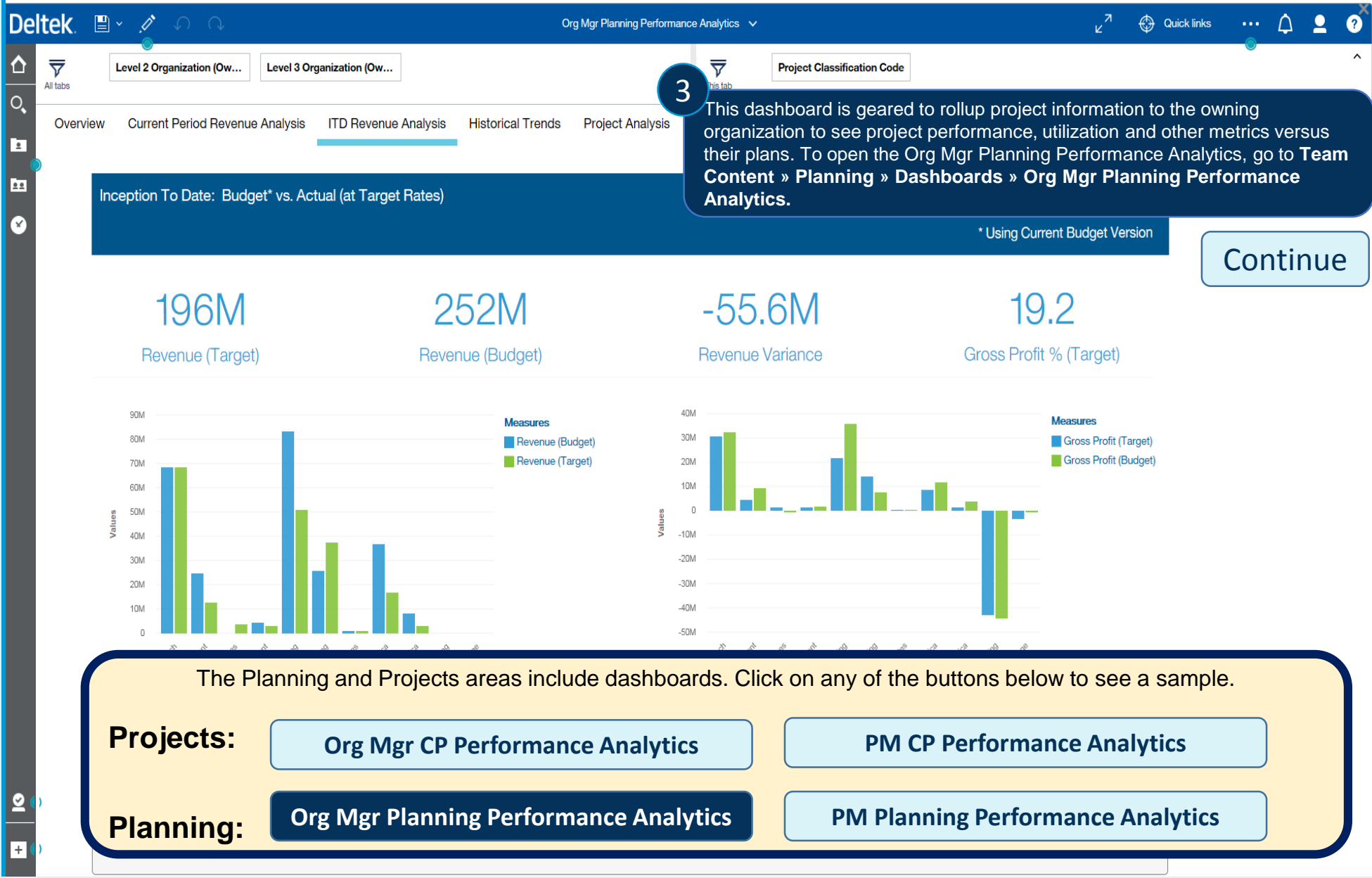
Dashboards

4

New Framework Models

5

Integrated Security in CER and Costpoint



Costpoint Enterprise Reporting Overview

1

What is CER?

2

Template Reports

3

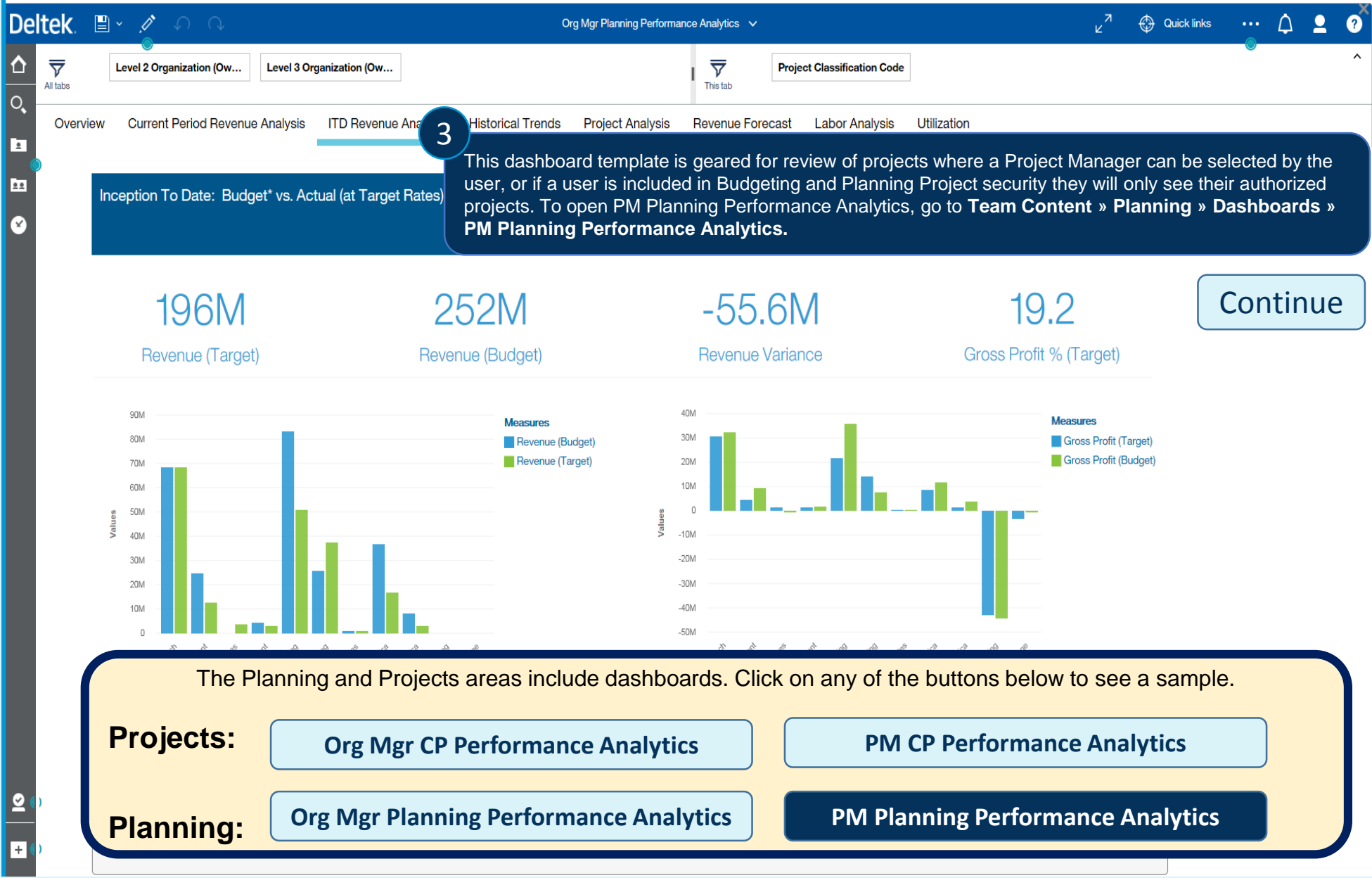
Dashboards

4

New Framework Models

5

Integrated Security in CER and Costpoint



Costpoint Enterprise Reporting Overview

1

What is CER?

2

Template Reports

3

Dashboards

4

New Framework Models

5

Integrated Security in CER and Costpoint

Deltek.

Welcome ▾



Team content

Administration
5/27/2016 2:11 AM

Costpoint Enterprise Reporting
9/27/2017 2:07 AM

Costpoint Enterprise Rep ... and Planning
5/4/2017 9:33 PM

Costpoint Enterprise Re ... Administration
2/17/2016 3:08 AM

Costpoint Enterprise ... for Fixed Assets
2/12/2015 1:45 AM

Costpoint Enterpris ... for HR and Payroll
1/21/2011 12:02 AM

Costpoint Enterprise Re ... Manufacturing
11/29/2012 11:05 AM

Costpoint Enterpri ... for Shop Floor Time
3/9/2017 1:15 AM

CPSOX
8/2/2017 11:25 AM

ICS
8/2/2017 11:15 AM

Planning
7/3/2018 4:50 PM

Projects
7/3/2018 4:50 PM

SOX Controls Reporting
12/8/2006 10:25 AM

Costpoint Enterprise Reporting

Find, report or story!

Quick reference

4

There are new models in this release which you can use to create your own reports and dashboards. These models are found in the 2 new areas which are **Planning** and **Projects**.

The **Planning** area leverages data in the Planning module of Costpoint, while the **Projects** area uses data in Costpoint Projects.

Security in these new models are applied depending on your organization. In the same way, you can also restrict data that is being displayed if you apply labor cost suppression or security based on the project manager assignments.

PSR Report Template

Continue

9/3/2018 6:49 PM

REPORT

PSR Trending Analysis

Costpoint Enterprise Reporting Overview

1

What is CER?

2

Template Reports

3

Dashboards

4

New Framework Models

5

Integrated Security in CER and Costpoint

Deltek

Welcome ▾



Team content



Administration

5/27/2016 2:11 AM

Costpoint Enterprise Reporting

9/27/2017 2:07 AM

Costpoint Enterprise Rep ... and Planning

5/4/2017 9:33 PM

Costpoint Enterprise Re ... inistration

2/17/2016 3:08 AM

Costpoint Enterprise ... for Fi

2/12/2015 1:45 AM

Costpoint Enterpris ... for HR

1/21/2011 12:02 AM

Costpoint Enterprise Re ... Manufacturing

11/29/2012 11:05 AM

Costpoint Enterpri ... for Shop Floor Time

3/9/2017 1:15 AM

CPSOX

8/2/2017 11:25 AM

ICS

8/2/2017 11:15 AM

Planning

7/3/2018 4:50 PM

Projects

7/3/2018 4:50 PM

SOX Controls Reporting

12/8/2006 10:25 AM

Costpoint Enterprise Reporting

Find, report or story!

REPORT

REPORT

PSR Report Template

9/3/2018 6:49 PM

REPORT

PSR Trending Analysis

Quick reference

- ▾ Get started
- ▶ Overview
- ▶ Get started videos
- > Sample data
- > Support

4

The **Projects** area has 2 new framework models which are:

- Project Analysis
- Project Reporting

Continue

Costpoint Enterprise Reporting Overview

1

What is CER?

2

Template Reports

3

Dashboards

4

New Framework Models

5

Integrated Security in CER and Costpoint

Deltek

Welcome ▾



Team content

Administration
5/27/2016 2:11 AM

Costpoint Enterprise Reporting
9/27/2017 2:07 AM

Costpoint Enterprise Reporting
5/4/2017 9:33 PM

Costpoint Enterprise Reporting
2/17/2016 3:08 AM

Costpoint Enterprise Reporting
2/12/2015 1:45 AM

Costpoint Enterprise Reporting
1/21/2011 12:02 AM

Costpoint Enterprise Reporting
11/29/2012 11:05 AM

Costpoint Enterprise Reporting
3/9/2017 1:15 AM

CPSOX
8/2/2017 11:25 AM

ICS
8/2/2017 11:15 AM

Planning
7/3/2018 4:50 PM

Projects
7/3/2018 4:50 PM

SOX Controls Reporting
12/8/2006 10:25 AM

Costpoint Enterprise Reporting

Find a report, report or story!

4

The **Planning** area leverages the Budgeting and Planning data and replicates the Costpoint Project models. These models give the added functionality of viewing multiple budget and ETC versions as well as detailed labor budgets and pending hours and costs.

For the Planning area, there are 2 new models which are:

- Project Planning Analysis
- Project Planning Reporting

Continue

> Support

REPORT

PSR Report Template

9/3/2018 6:49 PM

REPORT

PSR Trending Analysis

Costpoint Enterprise Reporting Overview

1

What is CER?

2

Template Reports

3

Dashboards

4

New Framework Models

5

Integrated Security in CER and Costpoint

Deltek

Welcome ▾



Welcome to Costpoint Enterprise Reporting

Get started by opening a dashboard, report or story!

Quick reference

5

There are different types of model security that can be used in CER 7.2.1 and they are:

- Organization
- Project Manager
- Labor Suppression
- Object

The Organization, Project Manager, and Labor Suppression security types can only be applied to new CER models in the Planning and Projects areas which are:

- Project Reporting
- Project Analysis
- Project Planning Reporting
- Project Planning Analysis

Object security can be applied to all models in CER.

Continue



Drag and drop your files or browse

Costpoint Enterprise Reporting Overview

1

What is CER?

2

Template Reports

3

Dashboards

4

New Framework Models

5

Integrated Security in CER and Costpoint

Deltek

Welcome ▾



Welcome to Costpoint Enterprise Reporting

Get started by opening a dashboard, report or story!

Quick reference

▾ Get started

5

Organization

This type of security allows your administrator to restrict data that an end user can see to certain organizations. For models developed from Costpoint data, security will be derived from the Costpoint application's organization security tables. Likewise, data that use the Budgeting and Planning models will restrict data based on that application's organization security tables.

Continue



Drag and drop your files or browse

Costpoint Enterprise Reporting Overview

1

What is CER?

2

Template Reports

3

Dashboards

4

New Framework Models

5

Integrated Security in CER and Costpoint

Deltek

Welcome ▾



Welcome to Costpoint Enterprise Reporting

Get started by opening a dashboard, report or story!

Quick reference

▾ Get started

5

Project Manager

This type of security enables a project manager to see data that only belongs to the project(s) where he or she is the assigned project manager. This type of security will identify if the user is part of the Project Manager Security group (CER_PROJ_MGR). If the user belongs to the said group, Organization security settings are ignored.

Add some data or try our samples to get started.

Continue



Drag and drop your files or browse

Costpoint Enterprise Reporting Overview

1

What is CER?

2

Template Reports

3

Dashboards

4

New Framework Models

5

Integrated Security in CER and Costpoint

Deltek

Welcome ▾



Welcome to Costpoint Enterprise Reporting

Get started by opening a dashboard, report or story!

Quick reference

▾ Get started

5

Labor Suppression

This type of security enables your administrator to hide the labor rate or cost columns in reports for end users where labor suppression is enabled. The administrator can set this flag for end users in Costpoint.

Your content will appear here.

[Add some data](#) or [try our samples](#) to get started.

Continue



Drag and drop your files or [browse](#)

Costpoint Enterprise
Reporting Overview

1

What is CER?

2

Template Reports

3

Dashboards

4

New Framework Models

5

Integrated Security in CER
and Costpoint



Welcome to Costpoint Enterprise Reporting

Get started by opening a dashboard, report or story!

Quick reference

Get started

5

Object

In this type of security, you may only access certain content related to areas in Costpoint such as financials, HR, and project manufacturing.

Your content will appear here.

Add some data or try our samples to get started.

Continue



Drag and drop your files or browse

Costpoint Enterprise Reporting Overview

1

What is CER?

2

Template Reports

3

Dashboards

4

New Framework Models

5

Integrated Security in CER and Costpoint

Deltek

Welcome ▾



Welcome to Costpoint Enterprise Reporting

Get started by opening a dashboard, report or story!

Quick reference

▾ Get started

> Sample data

> Support

This concludes the Costpoint Enterprise Reporting Overview click-thru.

Your content will appear here.

Add some data or try our samples to get started.



Drag and drop your files or browse