




**Deltek**

# Deltek WorkBook 13.4

## CU06

Release Notes

**February 29, 2024**



---

While Deltek has attempted to verify that the information in this document is accurate and complete, some typographical or technical errors may exist. The recipient of this document is solely responsible for all decisions relating to or use of the information provided herein.

The information contained in this publication is effective as of the publication date below and is subject to change without notice.

This publication contains proprietary information that is protected by copyright. All rights are reserved. No part of this document may be reproduced or transmitted in any form or by any means, electronic or mechanical, or translated into another language, without the prior written consent of Deltek, Inc.

This edition published February 2024.

© Deltek, Inc.

Deltek's software is also protected by copyright law and constitutes valuable confidential and proprietary information of Deltek, Inc. and its licensors. The Deltek software, and all related documentation, is provided for use only in accordance with the terms of the license agreement. Unauthorized reproduction or distribution of the program or any portion thereof could result in severe civil or criminal penalties.

All trademarks are the property of their respective owners.

---

# Contents

In Memory of Our Colleague .....	1
Overview .....	2
Documentation .....	2
Key Features of Documentation for WorkBook 13.4 .....	2
Additional Documentation.....	2
Feedback.....	2
Installation .....	3
Supported Products.....	3
Compatibility Matrix.....	3
WorkBook Release 13.4 CU06 .....	4
Features and Enhancements Added or Changed .....	4
Resources .....	4
Known Issues .....	4
General .....	4
Settings .....	5
Software Issues Resolved .....	5
Email .....	5
Finance .....	5
Inbox .....	6
Jobs.....	6
Resources .....	6
Scheduling .....	7
Storage .....	8
Tasks.....	8
WorkBook Release 13.4 CU05 .....	9
Known Issues .....	9
Finance & Administration .....	9
Jobs.....	9
Reports .....	9
Resources.....	10
Storage .....	10
Software Issues Resolved .....	10
Jobs.....	10

---

Reports .....	10
Resources .....	11
Scheduling .....	11
Time & Expense .....	12
User Interface .....	12
WorkBook Release 13.4 CU04 .....	13
Software Issues Resolved .....	13
Storage .....	13
Scheduling .....	13
WorkBook Release 13.4 CU03 .....	14
Known Issues .....	14
Agents .....	14
Dashboards .....	14
Finance & Administration .....	14
Storage Provider .....	15
Time & Expense .....	15
Software Issues Resolved .....	15
Agents .....	15
Databoards .....	15
Finance & Administration .....	16
General .....	16
Jobs .....	17
Settings .....	17
Scheduling .....	17
Tasks .....	17
Time & Expense .....	18
User Interface .....	18
WorkBook Release 13.4 CU02 .....	19
Known Issues .....	19
Finance & Administration .....	19
Software Issues Resolved .....	19
Finance & Administration .....	19
WorkBook Release 13.4 CU01 .....	20
Features and Enhancements Added or Changed .....	20
Finance & Administration .....	20
Known Issues .....	20

---

---

Dashboards.....	20
Reports .....	21
User Interface .....	21
Software Issues Resolved .....	21
CRM .....	21
Finance & Administration .....	22
Framework .....	22
General .....	22
Jobs.....	22
Resources.....	23
Scheduling .....	23
Settings .....	23
Time & Expense.....	25
User Interface .....	25
WorkBook Release 13.4 .....	26
Features and Enhancements Added or Changed.....	26
CRM .....	26
Finance & Administration .....	27
Jobs.....	28
My Settings .....	28
Resources.....	29
Scheduling .....	29
Settings .....	31
System Administration .....	32
Time & Expense.....	33
Translations .....	33
User Interface .....	33
Known Issues .....	35
CRM .....	35
Finance & Administration .....	35
Inbox .....	36
Jobs.....	36
My Settings .....	36
Resources.....	37
Scheduling .....	37
Settings .....	37

---

---

Storage .....	37
User Interface .....	38
WorkBook Mobile.....	38
Software Issues Resolved .....	39
Agents.....	39
Finance & Administration .....	39
General .....	42
Inbox .....	42
Jobs.....	43
My Settings .....	45
Resources.....	45
Reports .....	47
Scheduling .....	47
Settings .....	49
Storage .....	50
Tasks.....	50
Time & Expense.....	51
User Interface .....	52
Reports .....	52
Job Reconciliation Report (Report 581).....	52
Secondary Chart of Accounts Trial Balance Report (Report 585).....	59

## In Memory of Our Colleague

*Pia Catherine C. Zuñiga*  
June 19, 1981 - February 10, 2024



Pia passed away after an extended illness. She was with Deltek for four years as a Senior Product Content Writer on the WorkBook team, where she excelled in organizing and completing huge, complicated tasks and collaborating on cross-team projects.

Pia efficiently and quietly went about her work in spite of a long illness. If it was in her hands, you knew it would be done, and done right. She never complained, never asked to have her workload reduced, and declined offers to have tasks redistributed. Her dedication remained unwavering.

Outside of work, Pia loved to travel within the Philippines where she lived and to many other parts of the world such as Hong Kong, Singapore, Thailand, Korea, Japan, Taiwan, and Canada.

Pia leaves a big hole in the WorkBook team, and in our hearts.



We dedicate this release to her memory.

## Overview

This document provides the following information:

- [Release Notes for WorkBook Release 13.4 CU06](#)
- [Release Notes for WorkBook Release 13.4 CU05](#)
- [Release Notes for WorkBook Release 13.4 CU04](#)
- [Release Notes for WorkBook Release 13.4 CU03](#)
- [Release Notes for WorkBook Release 13.4 CU02](#)
- [Release Notes for WorkBook Release 13.4 CU01](#)
- [Release Notes for WorkBook Release 13.4](#)

## Documentation

### Key Features of Documentation for WorkBook 13.4

WorkBook 13.4 includes the following new and updated documentation:

- **Release Notes** in updated user-centric format for ease of use. Includes a summary of new and updated features and enhancements (and links to supporting documentation, where applicable), resolved software issues, known issues, and descriptions of new reports.
- **Installation Guide** with updated installation information for 13.4.
- **Reconfiguring WorkBook to Use MS Exchange OAuth** with updated content for 13.4.
- New **Configuring WorkBook to Use Google Workspace OAuth** to support new capability to use Google Workspace OAuth.
- New **Pagero Integration Guide** to support the new WorkBook / Pagero integration.
- **Online help** with new and updated topics.
- Updated **WorkBook English-Custom Language Glossary**.

## Additional Documentation

You can perform a Deltek Support Center search for additional documents at the following link:

[https://deltek.custhelp.com/app/answers/detail/a\\_id/79935](https://deltek.custhelp.com/app/answers/detail/a_id/79935)

For information about the WorkBook API, you can access the *Deltek WorkBook API Guide* at the following link:

<https://workbookapi.deltek.com/?version=latest>

## Feedback

If you have comments or questions about this document, you can submit them to [DeltekDocumentationFeedback@deltek.com](mailto:DeltekDocumentationFeedback@deltek.com).



## Installation

See the [Deltek WorkBook 13.4 Installation Guide](#) for requirements and instructions for installing the WorkBook software.

## Supported Products

### Compatibility Matrix

Information about platform requirements is maintained in the Deltek Product Support Compatibility Matrix, located on the Deltek Support Center. In the Matrix, search on “WorkBook” to navigate quickly to the information that you need.

[Deltek Product Support Compatibility Matrix](#)

## WorkBook Release 13.4 CU06

Version DB 13.4.397 / HTML 13.4.136

For Release on February 29, 2024

### Features and Enhancements Added or Changed

#### Resources



Capacity – Company Holiday Calendars – Danish Public Holiday Cancellation

**Delttek Tracking Number:** 2074897

**Description:** The Danish public holiday *Day of Repentance and Prayer* has been cancelled. If you have copied from the Danish holiday calendar template, this holiday is automatically included in your Company calendar(s), and you must remove it manually.

**Note:** The holiday calendar template populates up to and including the year 2034, so you must remove 12 occurrences of the Day of Repentance and Prayer holiday–2024 through 2035, both included.

**To remove the Day of Repentance and Prayer holiday from the WorkBook calendar:**

1. Navigate to **Settings**  » **Company Settings** » **Holidays and Absence**.
2. Select the holiday in the **Description** column.
3. Click **Remove Day**  in the grid toolbar. A confirmation dialog box is displayed.
4. Click **Yes** to remove the holiday from the calendar.

When you remove this holiday, WorkBook automatically recalculates the capacity for all affected employees on that day, so there is no need for you to perform any additional actions.

**Tip:** For new WorkBook installations, no action is required.

---

### Known Issues

#### General

Exceeding Session Notifications Table Maximum Capacity Causes Downtime

**Delttek Tracking Number:** 2080305

**Description:** If your WorkBook system is used over a long time by many users, without specific maintenance being performed, significant system downtime can occur in rare cases.

**Additional Notes:** This can be caused by the session notifications table exceeding its maximum capacity.

## Settings

Holidays and Absence – Renaming a Holiday Calendar Causes System Error

**Deltek Tracking Number:** 2090808

**Description:** When you rename a holiday calendar in Settings » Holidays and Absence, a System Error (red error) occurs.

---

## Software Issues Resolved

### Email

Emails not Sent when Sending Debtor Invoices to Multiple Recipients Using Microsoft OAuth 2.0 for Email

**Deltek Tracking Number:** 2090902

**Description:** When you tried to send a Debtor Invoice via Attach Invoices to Email from the Debtor Invoices page, and there were multiple email addresses in the Debtor Email field, and those addresses were separated by semicolons followed by a space (; ) or commas followed by a space (, ), and your WorkBook system is configured to use Microsoft OAuth 2.0 to send emails, the emails were not sent.

---

### Finance

General Ledger – Chart of Accounts – Report 499 (Balance Sheet Single Column) is not Determining Currency Rates Based on To Date Parameter

**Deltek Tracking Number:** 2075599

**Description:** Report 499 used today's currency rate to determine the amount that was displayed if the transaction currency is different from the selected report currency.

**Additional Notes:** The report now uses the To Date parameter to determine the currency rate.

Month-End – Consolidation – Consolidated Journal Voucher Number Case Sensitivity Issue

**Deltek Tracking Number:** 2075552

**Description:** When you created a consolidated journal in a consolidated Company that has a journal that was finalized with multiple lines that have the same voucher number, but use different uppercase or lowercase letters, the following message was displayed: Rounding diff greater than 0,1 per voucher!

Month-End – Consolidation – Consolidating Journals with Unbalanced Vouchers When System Variable 556 is Disabled

**Deltek Tracking Number:** 2075563

**Description:** When you tried to consolidate journals with unbalanced vouchers, WorkBook displayed a message that prevented you from consolidating the journals.

---

## Inbox

Incorrect Email Notifications when Subscribed to Multiple Conversations on Same Job

**Deltek Tracking Number:** 2076154

**Description:** If you subscribed to multiple conversations on the same job, you could receive incorrect email notifications.

---

## Jobs

Check Costs or Insert Costs Slow on Partial Invoice on Jobs with Many Expenditures

**Deltek Tracking Number:** 2082480

**Description:** When you clicked the Check Costs or Insert Costs button on a partial invoice on a job that had a very large number of expenditures, it took a long time for the action to complete.

Some Tasks are not Visible in Tasks Progress View

**Deltek Tracking Number:** 2074740

**Description:** Some tasks were not visible in the Tasks Progress View sub-grid because the resize panel and scroll bar did not work properly.

---

## Resources

Scheduling Resource is Displayed in Drop-Down List when Group Scheduling Resource (GSR) is not Allowed to Inherit Open Tasks

**Deltek Tracking Number:** 2075051

**Description:** When you selected and opened the resource card for a non-scheduling resource from WorkBook Resource » Resource grid, the scheduling resource that has access to the open tasks did not appear as an option in the drop-down list.

---

## Scheduling

Add Resource to Task still Shows Resources after Resources were Added to the Task

**Deltek Tracking Number:** 2074895

**Description:** When you added a resource to a task using the Add Resource to Task dialog box, that resource was still displayed after you added it.

**Additional Notes:** Resources that have been added to a task should be disabled (greyed out) unless you selected multiple tasks. In addition, the Add Resource to Task dialog box and button have been renamed to Add Resource to Schedule.

Copy Price Quote (PQ) to Schedule – Booked Hours are Incorrect

**Deltek Tracking Number:** 2078486

**Description:** When you copied a PQ to a schedule, and you booked a resource with hours, the booked hours were not correctly reflected in the grid.

Copying a Schedule Plan from Another Job that has Many Complex Links Can Cause Timeout

**Deltek Tracking Number:** 2082471

**Description:** When you copied a schedule plan from another job that has many complex links, a timeout could occur.

Employee has End of Employment Date but still Appears as an Active Employee

**Deltek Tracking Number:** 2075062

**Description:** When you wanted to add a user to a task in the Booked Resources grid, there was no visual indication that a user was no longer employed.

**Additional Notes:** Employees are now marked as invalid (using parentheses) on bookings and in drop-down list fields if the current date falls after their end-of-employment dates (List view and Matrix view). In addition, in the Matrix view, task time columns are always displayed for employees who are no longer employed.

Task Dates not Synchronized between Grid and Booked Resources Sub-Grid

**Deltek Tracking Number:** 2075094

**Description:** When you changed the end date of a task in Jobs » Tasks » Task grid, WorkBook did not synchronize the date between the grid and the booked resources sub-grid.

Weekly Schedule – Absence is Included in Available Capacity Calculations for Group Scheduling Resource (GSR)

**Deltek Tracking Number:** 2069068

**Description:** When you created absence entries for users who were tied to a Group Scheduling Resource, those absence entries were included in the available capacity for the GSR.

## Weekly Schedule – Main Grid Read-Only Access not Working Correctly

**Deltek Tracking Number:** 2074974

**Description:** When the Weekly Schedule Main Grid was in read-only mode, you could not expand or collapse grouped records by using your mouse to click on them.

---

## Storage

### After You Rename a Client You Cannot See Folders and Files in Renamed Folder

**Deltek Tracking Number:** 2075542

**Description:** After you renamed a client, folders and files were not moved to the new (renamed) folder and thus were no longer visible.

---

## Tasks

### Resources Still Displayed in Drop-Down List after Added and Booked

**Deltek Tracking Number:** 2075045

**Description:** Resources were still displayed in the resource booking drop-down list after they were added and booked.

---

## WorkBook Release 13.4 CU05

Version DB 13.4.385 / HTML 13.4.124.0

Released on January 25, 2024

### Known Issues

#### Finance & Administration

Creditors – Creditor List – Rotating Attached Creditor Invoice File Causes Error

**Deltek Tracking Number:** 2052549

**Description:** When you open a Creditor Invoice card that has an attached file, rotating the file produces an error if you have been on the Creditor Invoice page and navigated to another page.

---

#### Jobs

Creating and then Deleting Material Calculation then Returning to Jobs » Price Quote » Materials Causes an Error

**Deltek Tracking Number:** 2057126

**Description:** When you create a material calculation at Jobs » Price Quote » Materials, then navigate to Jobs » Materials and delete the Material calculation, and then navigate back to Jobs » Price Quote Materials, an error occurs.

Job Invoice – Using New Currency Rate with the Company of your Job and Adding a Line on the Invoice Causes System Error

**Deltek Tracking Number:** 2062001

**Description:** When you create a Currency rate, and the Company of your job uses that Currency rate, when you try to add a line on the Invoice, a System Error (red error) occurs.

---

#### Reports

Grouping by Practice Area (Dimension Type 33) does not Work on Report 264 (Financial Bookings)

**Deltek Tracking Number:** 2064194

**Description:** Grouping by Practice Area (Dimension Type 33) in Report 264 does not display the practice area that is used on jobs. Instead, the Practice Area is blank.

---

## Resources

Employee Card – System Error when You Add Spaces to the End of a Resource Name

**Deltek Tracking Number:** 2016699

**Description:** On the Employee card, if you add spaces at the end of the user name in the **Name** field, an error occurs.

---

## Storage

Uploading an Empty Document on a SharePoint Folder Causes a System Error

**Deltek Tracking Number:** 2052109

**Description:** When you browse a SharePoint Storage Provider and try to upload an empty document (0kb size document), a System Error (red error) occurs.

---

## Software Issues Resolved

### Jobs

Price Quote – Duplicating Budgets does not Work with Line-Level Currencies

**Deltek Tracking Number:** 2061432

**Description:** When you tried to duplicate a Price Quote (PQ) that had the **Enable use of line currencies on Price Quote** setting enabled, the PQ was not duplicated, and WorkBook displayed an error message.

Purchase Order – Approving a Purchase Order for a Job with a Price Quote in a Different Currency Causes an Error

**Deltek Tracking Number:** 2066558

**Description:** When you tried to approve a Purchase Order (PO) for a job with a Price Quote (PQ) in a different currency from the PO, WorkBook blocked the approval even if the PO cost price was less than the approved total PQ cost price.

---

## Reports

Formatting – When Using English-Custom Translation Some Reports do not Use Correct Formatting

**Deltek Tracking Number:** 2064137

**Description:** When you used the English-Custom translation, some reports—such as Report 572 (Balance Sheet with Prior Year Comparison)—did not use the correct formatting. That is, they were formatted to UK English usage vs. the selected English-North American usage.

---



## Resources

Incorrect Date Saved when Adding Employee Capacity Exception

**Deltek Tracking Number:** 2065484

**Description:** When you added a new exception on a resource, with **Once** as the selected frequency, the inserted exception had an incorrect date.

Unable to Move a Resource That Has Open Bookings to Another Company

**Deltek Tracking Number:** 2066215

**Description:** You could not move a resource to another Company when there were open bookings before the new employment date.

**Additional Notes:** Transfer the employee to another Company on the exact date of the new employment (on the day). If the new employment date is earlier than the original/old employment date, manually add a capacity profile for the new employment date up to the old employment date because the WorkBook application only copies exactly what was in the old capacity profile.

---

## Scheduling

Task Column Disappears upon Soft Refresh

**Deltek Tracking Number:** 2063505

**Description:** When you performed a soft refresh in **Jobs » Tasks » Support Views**, the Task column disappeared.

Task Matrix Displays Task ID Instead of Task Name when Grouped under Task when Task Column is Disabled

**Deltek Tracking Number:** 2063538

**Description:** When you viewed the Task Matrix, the Task ID was displayed instead of the task name, when grouped under Task, and when the Task Column was disabled.

Weekly Schedule – Total Hours Column Sorting does not Work

**Deltek Tracking Number:** 2063494

**Description:** When you sorted the Weekly schedule by the **Total hours** column, the list on the main grid was sorted by **Company**.

---

## Time & Expense

Task or Activity Changes on One Time Entry Correction Applied to all Time Entry Correction Records

**Deltek Tracking Number:** 2070647

**Description:** When you changed the Task or Activity on a single time entry correction record, it resulted in the task or Activity changes being applied to all correction records in WorkBook. Cost and sales prices were updated as well.

---

## User Interface

User Menu Options – Whereabout Status – Text is Cut Off

**Deltek Tracking Number:** 2066194

**Description:** When you accessed the User menu, the Whereabout status text that is displayed below your user name could be cut off, depending on the content.

---

## WorkBook Release 13.4 CU04

Version DB 13.4.375 / HTML 13.4.114.0

Released on December 13, 2023

### Software Issues Resolved

#### Storage

Unable to Delete Folders

**Deltek Tracking Number:** 2056844

**Description:** When you tried to delete folders or move a job with folders on a SharePoint storage provider, the following message was displayed: Move of a file failed because the given path points to a folder.

---

#### Scheduling

Grid Loading Incorrect Capacity

**Deltek Tracking Number:** 2056885

**Description:** When you added or deleted resources on tasks, the List view showed incorrect booking information.

---

## WorkBook Release 13.4 CU03

Version DB 13.4.373 / HTML 13.4.112

Released on November 30, 2023

### Known Issues

#### Agents

Calendar Worker Agent Can Fail

**Deltek Tracking Number:** 2053375

**Description:** If the Calendar Worker Agent has more than hundreds of weeks between the start and end, that might cause the agent to fail.

---

#### Dashboards

Databoards with Multiple Dashboards Switch Output

**Deltek Tracking Number:** 2046557

**Description:** When you access a dashboard that includes two or more databoards, each databoard widget shows the output and parameters of a databoard selected on another widget.

Sentry Error Triggered when Hard Refreshing Dashboards Page

**Deltek Tracking Number:** 2046609

**Description:** When you access a dashboard that includes two or more databoards, a crash error might occur.

---

#### Finance & Administration

Debtors – Debtor Invoices – Accessing Debtor Invoices Submodule Results in System Error

**Deltek Tracking Number:** 2027810

**Description:** When you access the Debtor Invoices submodule, a System Error (red error) is displayed.

**Workaround before Fix:** Restart WorkBook.

General Ledger – Journals – Copying Journal Lines with Attachments Results in System Error

**Deltek Tracking Number:** 2036613

**Description:** When you copy a journal entry line, including its attachments, and then duplicate the resulting new line along with its attachments, a System Error (red error) is displayed.

---

General Ledger – Journals – Selecting an Account in Journal Entry Tab with an Inactive Tax Code Results in System Error

**Deltek Tracking Number:** 2037256

**Description:** When you select an account with an inactive tax code from the **Account** drop-down list in the **Journal entry** tab, a System Error (red error) is displayed. The error is usually displayed for an American or Canadian Company that uses tax codes.

---

## Storage Provider

System Error Occurs when User Tries to Upload a File on the Root Folder

**Deltek Tracking Number:** 2026632

**Description:** When you try to upload an empty document in a Storage Provider's SharePoint root folder and subfolders, a System Error (red error) occurs.

---

## Time & Expense

Invalid Time Entry ID Specified Error while Deleting Task from Daily

**Deltek Tracking Number:** 2019205

**Description:** Deleting numerous tasks from the Daily/Weekly view of the Timesheet causes an **Invalid time entry ID specified** error.

---

## Software Issues Resolved

### Agents

Agent 58 (General Export Agent) Times Out

**Deltek Tracking Number:** 2036047

**Description:** Agent Type 58 timed out with the following error message: The agent used more time than allowed to run.

---

### Databoards

Databoard 2 – Time Entries – Summarized by Employee and Job does not Work

**Deltek Tracking Number:** 2046513

**Description:** Databoard 2 did not deliver any result when you tried to run it because it was unlinked from the underlying source code.

---

## Finance & Administration

General Ledger – Chart of Accounts – Refreshing or Reloading the Chart of Accounts Page Displays Information Message

**Deltek Tracking Number:** 2040339

**Description:** When the Secondary Chart of Accounts was enabled in the selected Company, and you did not have access to Settings, upon accessing the Chart of Accounts page, Setup – All Settings grid, and Chart of Accounts sidebar, this message was displayed: **This user does not have access to Settings in the following companies: <company>. Cross company access can only be changed by WorkBook administrators.** Consequently, you were not able to use the Secondary Chart of Accounts functionality.

**Additional Notes:** The message was displayed every time that you loaded or soft-refreshed the Chart of Accounts page, including clicking the Chart of Accounts and refreshing or reloading the page.

General Ledger – Chart of Accounts – Voucher Card – Attached Files not Loaded when Accessed from Transactions or Account Statements

**Deltek Tracking Number:** 2032943

**Description:** When you navigated to Creditor list » Transactions or Chart of Accounts » Account statement to view a voucher attachment, the attached file was not loaded.

Administrative Follow-Up – Time Entry Statistics – Sentry Error When Exporting Grid Data

**Deltek Tracking Number:** 2037709

**Description:** When you clicked **Export Grid Data** in Finance & Administration » Administrative Follow-Up » Time Entry Statistics page, an error occurred.

---

## General

Change Notifications Not Being Sent

**Deltek Tracking Number:** 2032953

**Description:** In certain scenarios, change notifications were not sent, which caused the WorkBook application to display outdated data. This was observed when performing the following actions:

- When deactivating an employee, the booking resources row was not updated to the newly assigned resource, and the out-of-sync icon was not displayed.
  - When removing a resource in either the Booked Resources window or the Task Settings » Booked Resources » Matrix View tab area, an inconsistency of display occurred; the resource was deleted from one area but still visible in another, or vice versa.
-

## Jobs

Costs – Summary Tab – Simple View – Activity Based on Cost View With No Purchase Cost Column Total Amount Value

**Deltek Tracking Number:** 2041660

**Description:** On the Summary tab of Jobs » Costs, when you navigated to the **Simple View – Activity Based on Cost** view, a total amount was not displayed in the **Purchase Cost** column.

---

## Settings

WorkBook System Language / Reports Language – German Option Disappeared

**Deltek Tracking Number:** 2046512

**Description:** When you had the system language set to **German**, when you tried to log in to WorkBook, you could not.

---

## Scheduling

Employee Task Summary – Scheduling Resources Are Not Filtered Out

**Deltek Tracking Number:** 2041732

**Description:** When you selected the **Hide Scheduling Resources** filter option, the scheduling resources were not hidden from the grid.

Grid Not Updated when Assigning and Removing Resources on Tasks

**Deltek Tracking Number:** 2040309

**Description:** When you added or removed resources that were booked on tasks, the grid did not automatically reflect the changes on other subscribed pages.

Scheduling Rows Not Getting Out of Sync as Intended

**Deltek Tracking Number:** 2052633

**Description:** When deactivating an employee, the booking resources row was not updated to the newly assigned resource, and the out-of-sync icon was not displayed.

---

## Tasks

Approval – Personal Expense Approval – Approving Inter-Company Personal Expense Results in Error

**Deltek Tracking Number:** 2041697

**Description:** When you approved an inter-company Personal Expense in Tasks » Approval » Personal Expense Approval, an error message was displayed.

---

## Time & Expense

Time Entry Approver Unable to Approve Time Sheet

**Deltek Tracking Number:** 2053322

**Description:** If a non-manager approver with limited access approved time entries, the time entries would not get approved and instead reappear after performing a soft refresh.

---

## User Interface

Time & Expense – Timesheet Page – Weekly Tab – Text is not Vertically Centered

**Deltek Tracking Number:** 2038360

**Description:** When you navigated to Time & Expense » Timesheet page » Weekly tab » External Description dialog box to enter text for a job/task in the External Description field, the text that you entered was not vertically centered.

---



## WorkBook Release 13.4 CU02

Version DB 13.4.364 / HTML 13.4.101

Released on November 9, 2023

### Known Issues

#### Finance & Administration

General Ledger – Journals – Selecting Multiple Rows Using CTRL Key

**Delttek Tracking Number:** 2036738

**Description:** Using CTRL + left-click to select multiple journal entries does not work.

**Workaround before Fix:** To select multiple journal entries, you can drag the mouse while selecting multiple rows, or press the Shift key while clicking each line.

---

### Software Issues Resolved

#### Finance & Administration

General Ledger – Journals – Selecting Multiple Rows in Journals

**Delttek Tracking Number:** 2033140

**Description:** When you attempted to select multiple journal entries, the selected entries were not highlighted; instead, only the line where the cursor was pointing was selected.

**Additional Notes:** You can select multiple rows by pressing the Shift key while clicking each row or by dragging the mouse while selecting multiple rows.

General Ledger – Journals – Deleting Cell Values Using Delete or Backspace Keys

**Delttek Tracking Number:** 2036747

**Description:** When you had a row selected in journal entries, and you pressed the Delete or Backspace key to remove a value in a single cell, the values in the entire row were removed.

**Additional Notes:** When you modify the value in the **Amount** cell, the corresponding values in the **VAT**, **Currency rate**, **Amount – Currency**, and **VAT/Tax – Currency** cells are also updated as expected. Similarly, modifying the value in the **AR/AP VAT** cell updates the corresponding values in the **VAT** and **VAT/Tax – Currency** cells. However, the updated values are not displayed in the entire row unless you press the Enter key or select a different cell in another row, similar to updating a drop-down field.

---

## WorkBook Release 13.4 CU01

Version DB 13.4.360 / HTML 13.4.97.0

Released on October 27, 2023

### Features and Enhancements Added or Changed

#### Finance & Administration

Export, Import & Maintenance – Data Export – Month-Based Parameters Added to Norwegian SAF-T Data Exports

**Deltek Tracking Number:** 1745398

**Description:** Data extraction based on selected month periods is now supported with the addition of month-based parameters in these data exports:

- 335 Norwegian SAF-T Analysis Type Table
- 336 Norwegian SAF-T Customers
- 337 Norwegian SAF-T GL accounts
- 338 Norwegian SAF-T Header
- 340 Norwegian SAF-T Suppliers
- 341 Norwegian SAF-T Tax Table

Using these parameters, you can now select the duration of your export by filtering by month.

Previously, only Data Export 339 Norwegian SAF-T Journal Entries had this functionality.

---

### Known Issues

#### Dashboards

Creating Dashboard Stuck on Loading

**Deltek Tracking Number:** 2029895

**Description:** If you create a dashboard immediately after logging in to WorkBook, the newly created dashboard might get stuck loading.

**Workaround before Fix:** Click Refresh, and the dashboard that you created is available in the list of dashboards.

---

## Reports

Basic and Advanced Users Cannot Print Job Reconciliation (581) Report

**Deltek Tracking Number:** 1938553

**Description:** When any of the sub-reports (582, 583, 584) are not enabled on the report profile, Basic and Advanced Users cannot print Report 581.

General – Using Include Frontpage Causes Error about Casting Types on Many Reports

**Deltek Tracking Number:** 1568982

**Description:** When you enable the Include Frontpage parameter, and you print the report, the following error might occur: Unable to Cast Object.

---

## User Interface

User Menu Options – Whereabout Status – Reset Status and Back Elements are not Translatable

**Deltek Tracking Number:** 2029164

**Description:** On the User menu » Change Whereabout dialog box, the Reset Status and Back elements are not translatable.

User Menu Options – Whereabout Status – Text is Cut Off

**Deltek Tracking Number:** 2023251

**Description:** When you access the User menu, the Whereabout status text that is displayed below your user name might be cut off, depending on the content.

---

## Software Issues Resolved

### CRM

My Activities – Adding Pipeline Activity with No Resource Results in System Error

**Deltek Tracking Number:** 1993360

**Description:** When you attempted to add a new pipeline activity without selecting a Resource from the drop-down list of the Add New Pipeline Activity dialog box, a System Error (red error) was displayed.

---

## Finance & Administration

General Ledger – Journals – Using Keyboard Delete Key Deletes Values from Random Fields

**Deltek Tracking Number:** 2014674

**Description:** If you pressed the Delete or Backspace key on your keyboard when you had a line selected in journal entries, several values from different fields disappeared from the row.

---

## Framework

Grids – Changing Column Position in Grid is Reset when You Reload WorkBook

**Deltek Tracking Number:** 2026515

**Description:** When you moved a column in a grid to a different location and then reloaded WorkBook, the columns in the grid returned to their original positions.

---

## General

Translations – Reports – Custom Translations do not Work when there are Sub-Reports

**Deltek Tracking Number:** 1961498

**Description:** Custom translations did not work for main reports that have sub-reports.

---

## Jobs

Invoice – Header Tab – Editing Invoice Headline Field Reverts Invoice Title to Its Previous Value

**Deltek Tracking Number:** 2018222

**Description:** When you updated the Headline field and edited the Invoice title, the Invoice title reverted to its original or previous value.

Jobs List – System Variable 119 Hides Actual Sale Hours Column

**Deltek Tracking Number:** 2022197

**Description:** In the Jobs List (1) and Jobs List with Dimensions Settings (13) views of Jobs » Jobs List, when System Variable 119 was set to either Option 1 or 2, the **Actual Sale Hours** column was hidden.

Price – Duplicating a Price Quote with Multiple Phases Results in Error Message

**Deltek Tracking Number:** 2027732

**Description:** When you duplicated a Price Quote with multiple Phases, and all PQ lines were assigned on the same Phase, the following error message was displayed: Price phase doesn't exist.

---

Purchase Order – Header Tab – Editing Any Field Reverts Purchase Order Title to Its Previous Value

**Deltek Tracking Number:** 2018240

**Description:** When you created a Purchase Order, updated the title, and then updated any field, the Purchase Order title reverted to its original or previous value.

---

## Resources

Timeout Occurs When Renaming a Client

**Deltek Tracking Number:** 2014695

**Description:** When you tried to rename a Client, and the SharePoint Document Library contains large files, a timeout occurred.

---

## Scheduling

Tasks – Calendar View – Not Having Access to Display Options Causes Error

**Deltek Tracking Number:** 2029069

**Description:** Users who navigated to the Tasks » Calendar View page did not have access to the view options settings page by default. Because of this, an error was displayed.

---

## Settings

Company Settings – Creditor Invoice Scan – Removing Storage Provider from Creditor Invoice Scan Causes System Error

**Deltek Tracking Number:** 1993361

**Description:** When you tried to remove the Storage Provider from any rows, a System Error (red error) appeared.

User Access Rights – Editing when Disabled for Document Element but with Full Access Override Causes System Error

**Deltek Tracking Number:** 2029577

**Description:** If your access rights for the Document element were disabled, but that was overridden by the Full Access option, and you tried to edit a briefing or an email body, a System Error (red error) occurred.

User Menu Options – Options are Translated, but do not Appear in the User Interface

**Deltek Tracking Number:** 2017231

**Description:** The user menu options translations—My Settings, Change Whereabout, Send System Notification, and Log Off—did not follow the system language that you set.

---



## Time & Expense

Timesheet – Value of Timesheet Description is Deleted on Refresh

**Deltek Tracking Number:** 2018138

**Description:** When you made changes to the description fields in the Time Sheet Daily view, the text was sometimes reset or cleared.

The Finance » Cost Entry » Time Entry page incorrectly showed the week navigation on the toolbar in the daily view.

When you visited the Time Sheet Status daily view for the first time, the selected date was sometimes incorrect.

---

## User Interface

Time & Expense – Timesheet – Enter Description Input Field – Spacing Error

**Deltek Tracking Number:** 2007787

**Description:** When you added an External/Internal description for a time entry in Time & Expense » Timesheet, the text that you entered in the Enter Description field was not vertically centered.

---

## WorkBook Release 13.4

Version DB 13.4.341 / HTML 13.4.79.0

Released on September 28, 2023

### Features and Enhancements Added or Changed

---

#### CRM

CRM Billing Plan and Pipeline Details Tab Updated to Support Gross Revenue

**Delttek Tracking Number:** 1675725

Instead of entering just the Gross Revenue, you now have the option to enter Gross Revenue hours, Gross Revenue purchases, and cost of purchases in the Pipeline Details tab (CRM » Pipelines » Show/Hide Pipeline Card) to allow for a more granular way of tracking Price Quote values. The following new fields have been added to support this enhancement:

- Gross Revenue – Hours
- Gross Revenue – Purchases
- Cost – Purchases
- Expected Gross Revenue
- Expected monthly Gross Revenue

For more information, see [Pre-Conversion: Pipeline Details Tab Fields and Calculations](#).

Gross Revenue is now linked to the Price Quote. When the Price Quote is updated, gross figures flow through to the Gross Revenue figure on the Pipeline Details tab. When a pipeline is converted into a job, you are presented with an updated view of the values via two new columns in the Pipeline Details tab:

- Pipeline column – When you convert a pipeline into a job, the pipeline figures at the point of conversion are displayed under this column.

**Note:** The values under this column become read-only after conversion.

- Price Quote column – After you have converted a pipeline into a job, the Pipeline Details tab pulls in the values from the Price Quotes on the job attached to the pipeline and displays the figures under this column. For more information, see [Price Quote Column Fields and Calculations](#).

Having these figures conveniently displayed side-by-side can help you to easily compare projected and current revenue.

In addition, the Pipeline Billing Plan (CRM » Pipelines » Show/Hide Pipeline Card) calculates for the Gross Revenue instead of the Net Revenue, making it consistent with the billing plan in the Jobs module.

---



## Finance & Administration

### Employee Department Recording on Cost Entries

**Deltek Tracking Number:** 1564501

Previously, WorkBook did not record the Employee Department ID that the employee resource was associated with at the time of a transaction being created (such as time, expense, mileage, and material cost associated with an employee). This created inconsistencies in data when an employee was moved from one department to another, and the latter department ID was incorrectly reported in some transactions and reports.

To address this issue, an EmpDepID column is added to tables that support employee-related cost entries. When an employee-related entry is created, the Employee Department ID on the Employee is recorded and can be referenced later. This delivers consistency of data reporting, even if the employee is later moved from one department to another.

Updated tables include:

- Time Entry (TimeReg table)
- Personal expense entry (ExpenseEntry table)
- Mileage entry (JobMilage table)
- Material Entry (JobMatExp table)
- Financial posting (FinPosting table)

**Note:** This change is only within data tables, and does not impact the user interface.

### Integration With Pagero

**Deltek Tracking Number:** 1761063

You can now integrate WorkBook with Pagero, a cloud-based software platform that provides e-invoicing and e-document services. Integrating Pagero with WorkBook enables you to:

- Send e-invoices to Pagero, which Pagero in turn sends to your intended recipient.
- Receive e-invoices from Pagero, which Pagero received on your behalf.

See the *Deltek WorkBook Pagero Integration Guide* for more information on the Pagero integration, including prerequisites and initial setup.

### Support Mapping of the General Ledger (GL) Chart of Accounts to a Secondary Chart of Accounts

**Deltek Tracking Number:** 1761066

WorkBook now supports the mapping of the GL Chart of Accounts to a Secondary Chart of Accounts. Using this mapping, the transactions and trial balance in the GL Chart of Accounts can be reported against the GL account codes of the Secondary Chart of Accounts.

In addition, the Secondary Chart of Accounts, Trial Balance Report (Report 585) shows the balance of all transactions up to and including a defined As of Date parameter, using the Secondary Chart of Accounts mapping. It does not have any line break functionality and is sorted based on the Secondary Chart of Accounts code or account number. See [Secondary Chart of Accounts Trial Balance Report \(Report 585\)](#) for detailed information about this report.

## Jobs

Reports – Report 386 (Client Job Cost Details) – New Option to Include or Exclude Inactive Employees

**Deltek Tracking Number:** 1564538

When running Report 386, you can use this new parameter to include or exclude the records of employees who left the company in the middle of a reporting period. You can generate Report 386 using the Reports icon from Jobs » Jobs List.

Reports – Report 581 – Job Reconciliation Report

**Deltek Tracking Number:** 154914

The Job Reconciliation report (Report 581) enables you to see an overview of the financial position of a job at a particular date. It draws information from across the Jobs module and gives you a single place to review the financial health of a job and identify any anomalies or issues that may need action. See [Job Reconciliation Report \(Report 581\)](#) for detailed information about this report.

In addition, System Variable 267 has been updated to include the Report 581. This setting affects the calculation of the % Margin for the Profitability and Completion and Job Estimate at Completion Forecast sections of the report.

---

## My Settings

Redesign of My Settings/Whereabout Dialog Box

**Deltek Tracking Number:** 1765217

To continue with simple, impactful changes to the UI, the available options within the My Settings/Whereabout dialog box have been changed. Those options that were not required have been removed to provide a cleaner, fresher styling.

Updates include:

- My Settings/Whereabout Dialog Box Changes – The dialog box that is displayed when you select My Settings on your avatar shortcut menu on the main toolbar has been redesigned to provide cleaner, fresher styling. In addition, the number of options that it provides has been reduced.
  - Change Whereabout Pop-Up Redesign – When you access your avatar shortcut menu on the main toolbar and navigate to Change Whereabout, all existing active whereabout types and Reset Status options are displayed in a pop-up window. You can select your status from them when Company Variable 74 (Require Employees to Track Time Using Whereabout) is set to either 1 – Not Required or 3 – Required for Some Employees, and User Must Track Time is disabled. Status updates in both your user profile and the WorkBook footer are always in sync.
-

## Resources

Resources – Resource Information Card – Ability to Add More Terms to Gender

**Deltek Tracking Number:** 1551938

You can now add custom gender terms, which you can then assign to individual users in WorkBook. You set this up in Settings » Employee Settings » Gender Terms.

You can select all available gender terms from the Gender drop-down list on the following pages/views:

- Resources » Employee Settings Grid
- Employee Resource Card » Settings » Employee Basic Settings

You can also select gender terms from the Gender column in Settings » Employee Settings » Employee Settings.

In addition, the N/A option has been added as a third predefined option. Previously, only two predefined options—Female and Male—were available for selection. Note that you cannot delete the predefined options because they are hard-coded.

---

## Scheduling

Ability to Assign Team to Sprint Added

**Deltek Tracking Number:** 1828222

You can now assign Scrum Teams to sprints. This change has been made to better support the Agile process by shifting accountability for a sprint from an individual resource to an entire Scrum Team. Previously, you could only assign individual employee resources (Scrum Responsible) to sprints.

In addition, the following updates have been made:

- You now have access to/visibility into only those Scrum boards for which you are on a team that is responsible for the sprint, or for which you are a Scrum Responsible. This removes the inclusion of unneeded data.
- The Team Responsible field has been added to the Scrum Sprint View filter.
- The Team Responsible column has been added to the Scrum Sprints Setup page.

These changes affect the following views:

- Scheduling » Schedule Overview » Scrum Board » Scrum Sprint Overview » Scrum Sprint Setup
- Scheduling » Schedule Overview » Scrum Board » Scrum Sprint View filter
- Scheduling » Schedule Overview » Scrum Sprint Overview » Scrum Sprint View filter
- Tasks » Scrum Board » Scrum Sprint Overview » Scrum Sprint Setup

Ability to Rank Sprint Backlog Items in Scrum Board Added

**Deltek Tracking Number:** 1612431

WorkBook now allows the ranking/prioritization of tasks on the Scrum board. You can perform this in the following views:

- Scheduling » Scrum Board » Scrum Sprint Overview

- Scheduling » Scrum Board » Scrum Board
- Jobs » Tasks » Support Views » Scrum Board
- Tasks » To-do » Scrum Board

For instructions, see [Rank Sprint Items on the Scrum Board](#).

In addition, several improvements relating to task prioritization have been made, including:

- The Effort and Backlog Priority fields have been added to the Task Card.
- The total effort for a selected sprint is now displayed on the tab toolbar.
- You can now filter tasks by sprint in Job » Tasks » Support Views » Scrum Board.

All changes made to the prioritization of tasks are saved in the task log.

## Absence Type Icons Update

**Deltek Tracking Number:** 1722179

Icons for absence types have been updated to the new 2D mono standard. This is in support of the ongoing effort to improve WorkBook's user interface through the standardization and rationalization of iconography.

The following pages display the new icons:

- Time & Expense » Time Sheet » Daily
- Time & Expense » Time Sheet » Weekly
- Settings » Holidays and Absence » Absence Codes
- Scheduling » Calendar
- Scheduling » Timeline Calendar » Day View
- Task » Calendar View

## Effort Added to Task and Sprint



**Deltek Tracking Number:** 1757432

You can now add effort (measured in story points) to individual tasks via the new Effort field on the Task card. Also, a new Total Effort field that displays the sum of story points in each sprint has been added to the sprint title bar within the following views:

- Scheduling » Scrum Board » Scrum Sprint Overview tab
- Tasks » Scrum Board » Scrum Sprint Overview tab

## Public Hours Displayed on Scheduling Views

**Deltek Tracking Number:** 1812910

The icon for bank holidays has been changed from the 3D colored beachball icon  to the 2D mono bank icon  to clarify which days are registered as absences and which are bank/public holidays. In addition, the way in which public holidays are displayed has been improved. The Company holidays are indicated on specific scheduling views in the color that is associated with the Company to which the employee who owns the timesheet belongs. These improvements affect the following views:

- Scheduling » Calendar View
- Scheduling » Task Matrix View

## Scrum Board View Added to Tasks Module

**Delttek Tracking Number:** 1828389

The Scrum Board is now accessible via the Task Module.

---

## Settings

### Ability to Mark Departments as Inactive

**Delttek Tracking Number:** 1816400

This feature continues work on the ability to mark Departments as inactive and its effect throughout WorkBook. Previously you could delete a Department if no employee resources were allocated against it, or you could merge Departments, which moved the allocated resources from one Department to another. However, these options have an impact on historic data, including complete or closed jobs. Having the option to mark a Department as inactive enables you to retain historical detail and removes the option to select inactive Departments going forward.

### Job List Views

Jobs that are in Quotation, In Progress, On Hold, or Ready for Invoicing status are now displayed in parentheses and highlighted in red in the following views:

- Simplified View
- Job List
- Expenditure Overview Cost Prices
- Expenditure Overview Sales Prices
- Purchase Orders Overview
- Jobs List with Dimensions Settings
- Expenditure Overview Cost & Sale
- Project Retainer

### Costs

Inactive Departments are now displayed in parentheses in Costs » Summary » Department Profit Split and in Costs » Hours » Total on Department/Summed per Department views.

### Contacts

In Settings » Contacts » Contact New Job Request template, inactive Departments that are set and displayed as defaults on the field are highlighted in red and enclosed in parentheses. In addition, inactive Departments are not available for you to select in the drop-down list.

### Grid Views

In Employee Settings, Employee Price Group, CRM Pipeline, Schedule Overview, and Weekly Schedule, for a selected employee record, if the Department to which that record belongs is inactive, the field background is highlighted in red, and the Department name is enclosed in parentheses when displayed.

## Resource Cards

In the Resource card and other places that display employee information, if the Department to which the resource belongs is inactive, the field background is highlighted in red, and the Department name is enclosed in parentheses.

### Move an Employee to Another Company

**Deltek Tracking Number:** 1819876

In Resources » Resource default grid » Resource Information, you can now select employees and move them to another Company. Only active Departments in the selected target Company are enabled for selection.

---

## System Administration

### OAuth2 Updates

**Deltek Tracking Numbers:** 1828847, 1904577

WorkBook has updated its OAuth2 authentication protocol, including the following new features and enhancements.

### New Features

- You can now configure system mail sending with OAuth 2.0 for Microsoft and Google services. The following are added in Release 13.4:
  - Configuration options in Settings » OAuth 2.0 Integration Settings
  - Connect to OAuth 2.0 Server log-in button in Settings » OAuth 2.0 Integration Settings
- Release 13.4 also implements OAuth 2.0 for further use of Google as follows:
  - Added configuration options in Settings » OAuth 2.0 Integration Settings
  - Added Sign in with Google log-in option in My Settings » Email Import Settings
  - Added Google OAuth 2.0 support for the following agents:
    - Ticket Import Public Agent (OAuth 2.0) – Agent Type 180
    - Mail Import Agent (OAuth 2.0 – Agent Type 178
    - Mail Import Public Agent (OAuth 2.0) – Agent Type 176
    - Mail Archive Agent (OAuth 2.0) – Agent Type 179
- Calendar Synchronization
  - Calendar synchronization OAuth 2.0 settings are moved from System Variables 936, 937, 1182, and 1183 to Settings » OAuth 2.0 Integration Settings. These System Variables are removed.
  - My Settings » Calendar Synchronization Settings:
    - The email account that you are signed in with is now displayed to you.
    - The OAuth 2.0 login window now opens in a new browser tab.

### Enhancements

- Settings » OAuth 2.0 Integration Settings:
  - All changes to the grid can only be made via the New/Edit dialog, which you access from the toolbar.
  - You cannot update Provider IDs or Client IDs for existing entries.
  - The Active column is replaced by the Scopes column, which displays all active features for which each setting is used.

See [Deltek WorkBook Reconfiguring WorkBook to Use OAuth](#) and [Deltek WorkBook Configuring WorkBook to Use Google Workspace OAuth](#) for updated instructions.

---

## Time & Expense

API – Time Entry: Allow Filtering by Company

**Deltek Tracking Number:** 1561132

Some Time Entry API endpoints have been improved for performance and data quality.

Company Settings – New Company Variable to Require Confirmation when Submitting Time Entries

**Deltek Tracking Number:** 1937893

When you submit your own time entries for approval, you are now presented with a confirmation dialog box. Confirming the action is logged. Entries with blank hours are not valid and are not logged.

The confirmation dialog box does not affect automated submissions/approvals (such as agents) or submissions/approvals directly through the API.

To have WorkBook display the confirmation dialog box, you must first enable Company Variable 79 (Require Employees to Accept a Pop-Up Message When Approving Time). For instructions, see [Enable Company Variable 79](#).

---

## Translations

French Canadian Translation is Updated

**Deltek Tracking Number:** 2005407

**Description:** Additional text that appears in WorkBook has been translated into French Canadian and imported into the translation layer.

---

## User Interface

Icon Standardization

**Deltek Tracking Number:** 1765197

Creating consistency and reducing visual noise in the WorkBook user interface are a key part of updates that are currently being made to improve the user experience. One way in which this is being achieved is through standardization and rationalization of iconography.

Updates include:

- CRM module – Icons have been updated to the new 2D mono standard.
- Dashboard module – Icons have been updated to the new 2D mono standard. Some icons that served redundant functions have been removed.

- Reloading/refreshing updated rows in grids – Icon has been updated to the new 2D mono standard.
- Inbox and Conversations header – Redundant icons have been removed and navigation controls have been rearranged.
- Arrow icons – Updated to ensure that they are consistent for the same functions across WorkBook.
- Scheduling module » Task follow-up pages – Some icons have been repositioned, and some have been updated to the new 2D mono standard.
- Jobs module – Icons have been updated to the new 2D mono standard and some redundant icons have been removed.
- Time & Expense module – Icons have been updated to the new 2D mono standard and some redundant icons have been removed.

### New Tree View Component

**Deltek Tracking Number:** 1825203

A new Tree View component provides a consistent user experience in WorkBook.

### Rich Text Editor

**Deltek Tracking Number:** 1846881

WorkBook has upgraded its rich text editor to provide improved editing and a more consistent user experience across WorkBook.



The areas of updated support include:

- Add a new ticket quick (dialog box) – Quick Menu » Add Entry » Shortcuts » Ticket
- Briefings (tasks, jobs)
- Add a new task (dialog box)
- Add a new ticket (dialog box)

### Scheduling – Timeline Calendar and Calendar User Interface

**Deltek Tracking Number:** 1545925

For enhanced usability, several user interface (UI) improvements have been made to the Timeline Calendar, Calendar, and Personal Calendar views, such as:

- In the toolbar of the Timeline Calendar, Calendar, and Personal Calendar, several buttons have been moved to the left, and two new buttons were added:  Create New Task and  Add an Existing Task.
- There is now a visual indicator to show which cell is selected.
- The styling of the grid header of the Timeline Calendar, Calendar, and Personal Calendar views has been improved.
- The styling of the Name and Day columns of the Timeline Calendar has been improved.
- The styling of the Timeline Calendar and Calendar booking cards has been improved.
- View options have been added to the Calendar view to control what is displayed on the booking cards.



## Known Issues

### CRM

My Activities – Adding Pipeline Activity with No Resource Results in System Error

**Deltek Tracking Number:** 1993000

**Description:** When you attempt to add a new pipeline activity without selecting a Resource from the drop-down list of the Add New Pipeline Activity dialog box, a System Error (red error) is displayed.

**Workaround before Fix:** Before clicking the OK button, make sure that you select a Resource from the drop-down list.

---

### Finance & Administration

Administrative Follow-Up – Vouchers on Hold – Cancelling Parking for a Parked Creditor Invoice Results in System Error

**Deltek Tracking Number:** 2002511

**Description:** In Finance & Administration » Administrative Follow-up » Vouchers on Hold, when you attempt to cancel parking for a parked Creditor Invoice, a System Error (red error) is displayed.

**Additional Notes:** On Sentry-enabled web sites, a System Error pop-up message also appears.

Creditors – Creditor Invoices – Uploading a File to a Creditor Invoice in Status-50 Results in System Error

**Deltek Tracking Number:** 1997275

**Description:** When you attempt to upload a file to a Creditor Invoice in Status-50, a System Error (red error) is displayed.

General Ledger – Financial Budget – Entering Amounts with a Total of 10 Digits Results in System Error

**Deltek Tracking Number:** 1988373

**Description:** On the Account Budget tab in Finance & Administration » General Ledger » Financial Budget, when you enter amounts into multiple accounts within the month, and the sum of those amounts results in a total of at least 10 digits, a System Error (red error) is displayed.

On the Dimension Budget tab, when you enter amounts into multiple dimensions within the month, and the sum of those amounts results in a total of at least 10 digits, and then you transfer those amounts to the Account Budget tab using the Transfer Amounts to Account Budget button, a System Error (red error) is displayed.

---

## Inbox

Creditor Invoice Conversations – Contact Users Mentioned See Error when Opening the Inbox

**Deltek Tracking Number:** 1982994

**Description:** When a Contact User opens the inbox after having been mentioned on a Creditor invoice conversation, a System Error (red error) occurs because Contact Users cannot access Creditor invoices and should not be able to see the conversation.

---

## Jobs

Price – Entering an Extremely Large Value for VAT or Tax Displays System Error

**Deltek Tracking Number:** 2008493

**Description:** When you enter an extremely large value in the VAT or Tax entry field on the Price Quote footer in Jobs » Price, a System Error (red error) is displayed.

**Workaround before Fix:** Do not enter an unrealistic VAT or Tax percentage.

Purchase Order – Entering an Extremely Large Value for VAT or Tax Displays System Error

**Deltek Tracking Number:** 1996102

**Description:** When you enter an extremely large value in the VAT or Tax entry field on the Purchase Order footer in Jobs » Purchase Order, a System Error (red error) is displayed.

**Workaround before Fix:** Do not enter an unrealistic VAT or Tax percentage.

Tasks – Adding Comments to Task Conversations when System Variable 815 is not Set Causes an Error

**Deltek Tracking Number:** 1998917

**Description:** When you add a comment to a task conversation in the task card, and System Variable 815 is not set, a server exception error occurs.

---

## My Settings

Opening My Settings » Information Tab with LastPass: Free Password Manager Browser Extension Can Cause System Error

**Deltek Tracking Number:** 1988238

**Description:** When you have the LastPass: Free Password Manager browser extension installed and enabled, you might encounter a System Error (red error) when you open My Settings » Information tab.

---

## Resources

Company Card – Job Folders and Storage Provider – Misplaced Browse Icons for Archive Folder and Hot Folder Fields

**Deltek Tracking Number:** 2010777

**Description:** In the Company card, when you click Company Settings » Job Folders and Storage Provider, the Browse icons of the Archive Folder and Hot Folder fields are misplaced.

---

## Scheduling

Schedule Overview – Timesheet Status – Transparency below Subgrid Line

**Deltek Tracking Number:** 2007649

**Description:** The space below the line that separates the main grid and subgrid is partially transparent.

Timeline Calendar – Cells Show Multiple HTML Symbols Instead of the Correct Sign

**Deltek Tracking Number:** 2009238

**Description:** Multiple HTML symbols are displayed in Timeline Calendar cells instead of the correct sign/value; for example, & is replaced by &amp;.

---

## Settings

Company Settings – Creditor Invoice Scan – Removing Storage Provider Results in System Error

**Deltek Tracking Number:** 1992226

**Description:** In Settings » Company Settings » Creditor Invoice Scan, when you attempt to remove a storage provider using the backspace key, a System Error (red error) is displayed.

---

## Storage

Job Folder Setup – Unable to Delete Files in a Folder that is Assigned as Sub-Folder Structure

**Deltek Tracking Number:** 1709086

**Description:** When you try to delete a file that belongs to a folder that is assigned as sub-folder structure, an error message is displayed, and the file is not deleted.

**Workaround before Fix:** Change the sub-folder structure, either use the root folder or change the sub-folder, and then go back to the Documents browser and delete the file.

Storage Provider – Browsing Storage Provider with Root Directory that does not Exist  
Results in System Error

**Deltek Tracking Number:** 2011739

**Description:** When the assigned RootDirectory of the IO Storage Provider does not exist, and you browse the Storage provider, a System Error (red error) is displayed.

---

## User Interface

Tasks – Billable Jobs with Open Price Quotes – Open Price Quotes – Invoices Approved  
and Ready to be Finalized – White Space between Header and Grid

**Deltek Tracking Number:** 2010022

**Description:** When you navigate to Tasks » Billable Jobs with Open Price Quotes » Invoices Approved and Ready to be Finalized, there is a white space between the page header and the grid.

Tasks – Follow-Up – Project Posting – White Space between Header and Grid

**Deltek Tracking Number:** 2012641

**Description:** When you navigate to Tasks » Project Posting, there is a white space between the page header and the grid.

Time & Expense – Timesheet – Change Task and/or Activity for Time Entries Dialog Box –  
Description and Internal Comment Text Header Misalignment

**Deltek Tracking Number:** 2010282

**Description:** The Description and Internal Comment text header that is displayed in Time & Expense » Timesheet » Change Task and/or Activity for Time Entries dialog box is not aligned with other header text, such as Date and Hours.

Time & Expense – Timesheet – Enter Description Input Field – Spacing Error

**Deltek Tracking Number:** 2007787

**Description:** When you are adding an External/Internal description for a time entry in Time & Expense » Timesheet, the text that you enter in the Enter Description field is not vertically centered.

---

## WorkBook Mobile

Android and iOS App Versions – WorkBook Crashes when You Add Comments to Task or  
Ticket Conversation

**Deltek Tracking Number:** 1999887

**Description:** When you add a comment on a task or ticket conversation in the Inbox module, the WorkBook Mobile app crashes.

---

## Software Issues Resolved

### Agents

Agent Type 164 (Add Employees with Client Access to Job Teams) has Thread Deadlock

**Deltek Tracking Number:** 1998304

**Description:** Agent Type 164 deadlocked when it reached the maximum run time for agents when processing a large number of records.

**Additional Notes:** Agent Type 164 has been changed to single-threaded to avoid thread deadlocks.

---

### Finance & Administration

Creditors – Bank Reconciliation Page – Wrong Cashed Date

**Deltek Tracking Number:** 1876822

**Description:** When you reconciled a check on the Bank Reconciliation page, the Cashed Date field on the Finance & Administration » Creditors » Creditor List » Cheque Archive tab was populated with the payment posting date, rather than the cashed date.

Creditors – Creditor Invoices – Adding an Already Used PO Number to the Creditor Invoices Sub-Grid PO No. Field Results in System Error

**Deltek Tracking Number:** 1988907

**Description:** When you entered a Purchase Order number with detail line amounts that was already used in another Creditor Invoice, in the PO No. field on the Finance & Administration » Creditors » Creditor List » Creditor Invoices sub-grid toolbar, a System Error was encountered instead of a message saying that the number has already been used.

Creditors – Creditor Invoices – PDF File Preview Out of Memory

**Deltek Tracking Number:** 1851980

**Description:** Very occasionally, you could not view PDF files that are attached to creditor invoices.

Creditors – Creditor Invoices – Search Field does not Work after You Switch Company

**Deltek Tracking Number:** 1573098

**Description:** When you tried to search for an invoice number in the top right-hand corner and then switched Companies, the search field no longer launched a search.

**Workaround before Fix:** Ensure that you clear the search field before you switch Companies. If the issue has already occurred, reloading WorkBook clears it so that you can use the workaround if it occurs again.

Creditors – Creditor Invoices – Voucher Logs are not Displayed after You Switch Companies

**Deltek Tracking Number:** 1571994

**Description:** When you switched between Companies, the voucher log grid in Creditor Invoices still displayed logs from the previously selected Company because of a refresh issue.

Creditors – Payment Proposals – Cannot Set Payment Date to Today's Date if Current Payment Date is a Future Date in Payment Proposals

**Deltek Tracking Number:** 1740237

**Description:** When you changed the Payment Date to today's date or a date that is between today's date and the original payment date, a message was displayed that the payment date cannot be updated because the specified date is in the past.

**Additional Notes:** A new notification message now tells you that the new payment date is earlier than the invoice's due date.

Debtors – Debtor List – Aged Debtor List Navigation Issue

**Deltek Tracking Number:** 1986251

**Description:** In the Aged Debtor List on the Finance & Administration » Debtors » Debtor List » List tab, when you tried to go to the previous or next Debtor using the Go to Previous and Go to Next buttons, a System Error occurred.

Debtors – Debtor List – Creditors – Creditor List – Changelog Tab – Change Request Log Displays All Changelog Items

**Deltek Tracking Number:** 1991487

**Description:** When you accessed the Changelog tab in Finance & Administration » Debtors » Debtor List and in Finance & Administration » Creditors » Creditor List, the Change Request Log did not display changes that required approval or were already approved. Instead, the log showed the same changes as the Table Changelog.

Debtors – Debtor Invoice Management – Debtor Invoice Management Loads from Notifications even if not Displayed

**Deltek Tracking Number:** 1946942

**Description:** Debtor Invoice Management loaded data even when the page was not active, which caused an unnecessary performance decrease.

Existing Value of System Variable 971 did not Migrate to Company Variable 75 upon System Upgrade

**Deltek Tracking Number:** 1852996

**Description:** System Variable 971 (Job Adjustment Method) has been converted to Company Variable 75, which has the same name. This enables you to manage this setting at a Company level, rather than at the system level. However, previously the conversion sometimes failed if it was executed too early.

Now the migration script is updated to ensure that System Variable 971 is properly converted to Company Variable 75 (it is properly inserted or updated to the database).

Export, Import, & Maintenance – Databoard Export – Error when Exporting Databoard Using Time Entries – Summarized by Employee and Job

**Deltek Tracking Number:** 2005945

**Description:** When you exported databoards using Time Entries – Summarized by Employee and Job, a System Error occurred.

General Ledger – Chart of Accounts – Change Log is not Updated on Change of Account Sub-Type

**Deltek Tracking Number:** 1834556

**Description:** When an account sub-type was changed in the Chart of Accounts, the change log was not updated.

General Ledger – Journals – Changing Companies from the Elimination Tab Results in Error Message

**Deltek Tracking Number:** 1986240

**Description:** When you attempted to change the Company while on the Finance & Administration » General Ledger » Journals » Elimination tab, or when you tried to access the Elimination tab with an empty list of Journals, a System Error occurred.

General Ledger – Journals – Journal Entry Cannot be Approved and Displays Error Message

**Deltek Tracking Number:** 1929111

**Description:** When you attempted to approve a Journal Entry that had the same number as another Company's Journal Entry that contained lines with inactive Departments, WorkBook stopped the approval and displayed an error message that says that there are inactive Departments in the Journal Entry.

General Ledger – Revenue Forecast – Manual Edits in Remaining Following Years are Erratic

**Deltek Tracking Number:** 1737628

**Description:** When you edited a Revenue Forecast that had some limitations, editing a forecast month and remaining following years only tried to save the forecast month, while the remaining following years edit disappeared. Depending on the restriction level, the forecast month edit might have been saved, or it might have been discarded because it exceeded what is allowed.

General Ledger – Revenue Forecast – Revenue Forecast Manual Edit Limitation Error

**Deltek Tracking Number:** 1835409

**Description:** When you tried to make manual edits to a forecast that had the limitation Flexible, but do not Allow to Exceed Total PQ Amount, an issue occurred in checking the correct balance.

If the manual edit's first digit was larger than the remaining amount's first digit, an information box incorrectly popped up stating that the amount did not adhere to the Price Quote limitation. In addition, a warning box stated that the forecast exceeded the limits set on the job.

Price Quote (PQ) – Moving PQ to Any Status Causes System Variable 1058 Message to Appear

**Deltek Tracking Number:** 1874352

**Description:** When System Variable 1058 was set to 1-4, the error message no longer appeared after the PQ status was changed to Status-20.

### Price Quote (PQ) – PQ Moved to Status-40 Instead of For Approval

**Deltek Tracking Number:** 1894421

**Description:** When Company Variable 76 is set to 50 – Externally Approved, and you have Extended Access (full access to pricequote.approvalstatus.approvedexternally), and there is no approval flow set, when you tried to move the PQ to For Approval by using the status selector, it went to Status-40 (Internally Approved), instead.

### Price Quote (PQ) – Report 348 (Price Quote) does not Display VAT Values for PQs that Use VAT on Line Level

**Deltek Tracking Number:** 1602942

**Description:** When you printed Report 348 from a PQ where Enable VAT on Line Level was selected, the report did not show any VAT values.

---

### Timesheet – Add Absence Entry (Set Today's Date Button) is not Accurate

**Deltek Tracking Number:** 1569344

**Description:** When you added an absence entry and selected the options For a Day and Set Today's Date in Finance & Administration » Timesheet » Add Absence Entry – Weekly or Daily view, the date that was displayed was not accurate.

---

## General

### Login – Error when Trying to Create Draft Emails with Remember Me Selected

**Deltek Tracking Number:** 1874887

**Description:** If you have Remember Me enabled at login, you might have encountered an error when you tried to create a draft email.

**Workaround before Fix:** Log out by clicking your avatar (in the upper-right end of the toolbar) » Log Off, and then log back in.

### Purchases – Moving Costs between Two Jobs Results in Missing Required Dimensions

**Deltek Tracking Number:** 1621192

**Description:** When you moved a voucher between jobs, dimensions were not transferred to the new job.

---

## Inbox

### Conversations – Error when Downloading Attachment with Apostrophe in File Name

**Deltek Tracking Number:** 1955181

**Description:** When you downloaded a file that was attached to a conversation, and the file's name contained an apostrophe, the following error message was displayed: File not found.

---



URL Link in Conversations under Document Approvals List Tab is not Clickable

**Deltek Tracking Number:** 1756124

**Description:** When you added a URL link in the Document Approval comment, the link was not clickable.

---

## Jobs

Cost – Adjustments Tab – Create Adjustment – Phase Selection Drop-Down List is not Displayed even if Company Variable 75 is Set to Option 3

**Deltek Tracking Number:** 1925900

**Description:** When Company Variable 75 was set to 3 – P/L Method including PQ Line Level, the Create WIP Adjustment dialog box on the Adjustments tab in Jobs » Cost did not display the Price Quote Phase Selection drop-down list.

Job Invoice – Invoice Page – Resizing Browser Window Makes Tabs Disappear

**Deltek Tracking Number:** 1572091

**Description:** When you were on the Job Invoice page, and you made the browser window smaller, the invoice page tabs disappeared.

Jobs List – Create New Job – Jobs Created by a Contact User do not Follow the Client's Job Number

**Deltek Tracking Number:** 1922646

**Description:** When a Contact User created a Job for a Client that has a set Job number range, the created Job number was not within the Client Job number range.

Jobs List – Create New Job – Project Manager Field is Locked to Own User

**Deltek Tracking Number:** 1570079

**Description:** In the Create Job dialog box, when you updated the Company field to a different value, WorkBook locked or set the Project Manager field to read-only.

Job Number not within Range

**Deltek Tracking Number:** 1922646

**Description:** When a Contact User created a Job for a Client that has a set Job number range, the created Job number was not within the Client Job number range.

Price – Changing Price Quote Status from Status-10 to Status-20 Displays Error Message

**Deltek Tracking Number:** 1874352

**Description:** When System Variable 1058 was set to 1-4, the error message no longer appeared after the Price Quote status was changed to Status-20.

Price – Creating a Price Quote with Multi-Resource Allocation Disabled from a Template with Multi-Resource Allocation Enabled Results in Error Message

**Deltek Tracking Number:** 1998929

**Description:** When the client of the Price Quote (PQ) that you wanted to create has the multi-resource allocation disabled, and you copied from a PQ template that had this option enabled, the following error message was displayed: An item with the same key has already been added.

Price – Header Tab – Editing Price Quote Headline Field Reverts Price Quote Title to its Previous Value

**Deltek Tracking Number:** 1699314

**Description:** When you updated the Headline field and edited the Price Quote title, the Price Quote title reverted to its original or previous value.

Tasks – Booked Resources Sub-Grid – Booked Hours Missing after Changing the Start Date

**Deltek Tracking Number:** 1815007

**Description:** When you changed the Start Date of a task, some booked resource hours went missing.

Tasks – Booked Resources Sub-Grid – Error when Searching in Booked Resources List View

**Deltek Tracking Number:** 1997020

**Description:** When you tried to perform a search in Jobs » Tasks » Booked Resources list view, an error occurred.

Tasks – Creating Checklists Causes Error

**Deltek Tracking Number:** 1909890

**Description:** When you created a checklist on a task, and then you switched to another task, a System Error (red error) was displayed.

Tasks – Selection and Approval of Multiple Bookings only Approves First Booking

**Deltek Tracking Number:** 1758386

**Description:** In Jobs » Tasks, when you selected multiple bookings for approval, only the first booking was approved.

Tasks – Side Task Card – Error when Removing Tags in the Task Card

**Deltek Tracking Number:** 1999172

**Description:** When you removed the tags in the task card under Jobs » Tasks, an error occurred.

Tasks – Tasks Tab – Error when Removing Task Note

**Deltek Tracking Number:** 1989285

**Description:** When you cleared the task note on tasks, an error occurred.

#### Tasks – Tasks Tab – Error when Setting an End Date from Previous Month

**Deltek Tracking Number:** 1993370

**Description:** When you tried to set a date from the previous month for a task in grid view, an error occurred.

**Additional Notes:** A warning message is displayed now, instead.

#### Tasks – Tasks Tab – Error when Setting Start Date Value

**Deltek Tracking Number:** 1990520

**Description:** When you tried to set a date from the previous month for a task (Invoiced/ Canceled job) in grid view, an error occurred.

**Additional Notes:** A warning message is displayed now, instead.

#### Tasks – Tasks Tab – Error when Setting Task Period

**Deltek Tracking Number:** 1991980

**Description:** When you tried to set an excessively long period for a task in grid view, an error occurred.

**Additional Notes:** A warning message is displayed now, instead.

#### Tasks – Timeline View Incorrect Task Colors

**Deltek Tracking Number:** 1967798

**Description:** Job » Tasks » Timeline View did not correctly reflect the colors set for the tasks.

#### Tasks – Wrong Page Title for Move Task to Another Phase

**Deltek Tracking Number:** 1830392

**Description:** When you selected Move Tasks to Another Phase on the context menu, the next dialog box had an incorrect title.

---

## My Settings

#### Email Import Settings – Failed Login Counter is not Reset when Signing In to Microsoft

**Deltek Tracking Number:** 1864014

**Description:** When you signed in to Microsoft in My Settings » Email Import Settings, the failed login attempt counter was not reset correctly.

---

## Resources

#### Client – Public Registration Number not Copied Over

**Deltek Tracking Number:** 1569602

**Description:** When a client record had a Public Registration Number, and you created a debtor record via Create a New Debtor Based on Client Data, the client's Public Registration Number was not copied over to the created debtor's Public Number field.

Company Card – Invoice Settings – Error when Entering a Large Number for Max Invoice Days

**Deltek Tracking Number:** 1993371

**Description:** When you entered a large number in the Max Invoice Date for Invoicing from Today's Date field in Company Card » Invoice Settings, an error occurred.

Context Menu – Add Prospect Option Missing

**Deltek Tracking Number:** 1683861

**Description:** The option to create a prospect record was not available to Advanced Users.

Incorrect Company Access on Created Employee

**Deltek Tracking Number:** 1651344

**Description:** When you created an employee and used the Copy Company Access From option, the new employee gained access to all Companies, instead of just one.

Login History Timestamps in Resource History

**Deltek Tracking Number:** 1817311

**Description:** Login / logout time was not displayed in local system time when viewed in resource login history.

Resource not Displayed in Company Access

**Deltek Tracking Number:** 1569557

**Description:** When a Company record was created before employee reactivation, the reactivated employee could not see that record in Company Access.

In addition, the reactivated employee was not visible in the newly created Company » Cross Company Access page.

Settings – Access Rights – Advanced Users Cannot Access Resource Prospect Cards in Some Paths because of Missing Checkboxes

**Deltek Tracking Number:** 1614453

**Description:** Advanced Users were unable to access Resource Prospect cards because access right settings had disappeared for Resource Prospect cards on certain paths.

**Additional Notes:** The access rights for Advanced Users are now in the WorkBook back end. Users can now change an Advanced User's access in the access rights settings.

Unable to Create Resources (Client) when System Variable 1108 (Google Plug-Ins) is Disabled

**Deltek Tracking Number:** 1939586

**Description:** You could not create clients when System Variable 1108 (Google Plug-Ins: If Not Enabled Do a Lookup to google.com and See If There Is a Response within 5 Seconds. If Not, Disable Google Plug-Ins) was disabled.

---

## Reports

Reports – Error when You Generate Report 549 (Employee List: Licenses and HTML Access Roles)

**Deltek Tracking Number:** 1570218

**Description:** When you generated Report 549, an error occurred when the Basic User license and Advanced User license were null.

Report 136 Cuts Off Long Numbers

**Deltek Tracking Number:** 1865925

**Description:** When a manually entered job number was longer than eight digits, the job number was cut off on Report 136.

Reports – Incorrect Values on Report 188 (Holiday Specification – Year) when Absence Entry had the Same Date as Company Vacation

**Deltek Tracking Number:** 1864941

**Description:** When you created an absence entry that had the same date as the Company vacation start or end date, these fields within Report 188 had incorrect values: Used Days, Earned Used, and Remaining.

---

## Scheduling

Booking Hours Reduced in Scheduling Caused Task to Extend

**Deltek Tracking Number:** 1708284

**Description:** When you were booking hours while viewing the week or month view, the task duration could extend to the following period.

Calendar – Error when Booking Details is Closed Abruptly

**Deltek Tracking Number:** 1962475

**Description:** When you abruptly closed the booking details in Scheduling » Calendar, an error occurred.

Error when Converting Task into Ticket

**Deltek Tracking Number:** 1989683

**Description:** When no value was set on System Variable 817, and you tried to convert a task into a ticket, an error occurred.

---

Exception Recalculation Triggers Recalculation of Holiday Calendars including All Holiday Calendars in All Employees' Capacity Overview

**Deltek Tracking Number:** 1944514

**Description:** Exception capacity profile recalculation caused overlapping capacity calendars for employees who had different calendar setups.


Scrum Board – Displayed Duplicates when Filtering Resources

**Deltek Tracking Number:** 1871506

**Description:** When you used the Resource filter in Scheduling » Scrum Board » Scrum Sprint Overview, items were duplicated.

Scrum Board – Icons Disappeared from the Toolbar

**Deltek Tracking Number:** 1871962

**Description:** In Scheduling » Scrum Board » Scrum Sprint Overview, the Scrum Sprint Setup  icon was not visible for Admin Users.

In addition, when numerous status icons had to be displayed on the Scrum Board toolbar (Scheduling » Scrum Board » Scrum Board), the Change Progress Status Visibility icon sometimes disappeared.

Task Matrix – Reducing Booking Hours, Task Extends its Duration

**Deltek Tracking Number:** 1708284

**Description:** When you were booking hours while viewing the week or month view, the task duration could extend to the following period.

Task Matrix – Error when Clicking the Context Menu

**Deltek Tracking Number:** 1863954

**Description:** When you clicked the shortcut menu button on the Task Matrix page, and no item was selected in the grid, an error occurred.

Task Matrix and Weekly Schedule – Faded Colors

**Deltek Tracking Number:** 1724804

**Description:** The color that represents overbooking in the task matrix and the weekly schedule appeared faded, and as a result it blended with other colors.

**Additional Notes:** The color that represents overbooking has been changed to be more visible, thus emphasizing overbooking.

Tasks – Gantt View – Bindings Move Randomly when Adjusting Task Length

**Deltek Tacking Number:** 1959094

**Description:** When you tried to make changes to tasks in Gantt view, linked tasks would occasionally shift positions until you refreshed the page.

Unwanted Header in Task

**Deltek Tracking Number:** 1939751

**Description:** When you navigated to Tasks » Tasks » Week view tab (page grid) and opened the task card details, the header was duplicated (another similar header appeared) when you dragged the slider to the left.

---

## Settings

### Ad Hoc Import Failed

**Deltek Tracking Number:** 1713426

**Description:** When an ad hoc import file exceeded the system-restricted maximum of 1023 columns, an information dialog box was displayed before the import was initiated.

### Dimensions – Dimension Setup – Soft Refresh Required to Reflect Deselection of Checkboxes

**Deltek Tracking Number:** 1569045

**Description:** In Settings » Dimension Setup, in the grid, when you deselected checkboxes, you had to perform a manual soft refresh before they appeared as deselected.

### Dimensions – Dimension Setup – Unable to Identify Checkboxes that Can be Selected

**Deltek Tracking Number:** 1625408

**Description:** In Dimension Setup, all checkboxes looked like they could be enabled, even if some of them could not be selected.

### Global System Settings – System Variables – Description of Option 3 of System Variable 97 is Unclear

**Deltek Tracking Number:** 1648653

**Description:** The description of Option 3 – End Date of System Variable 97 was very vague and needed to be changed to 3 – Job End Date.

### System Issue Error on Tasks and Costing Codes Imports when You Change Sheets from Drop-Down List

**Deltek Tracking Number:** 1994861

**Description:** In Settings » Ad-Hoc Import, when you selected the Costing Code importer and uploaded its corresponding (valid) file, an error occurred when you switched between available and selected sheets, using the drop-down list.

### Vue Pages Fail when Message Exception is Returned

**Deltek Tracking Number:** 1999105

**Description:** When you performed an action that WorkBook does not allow on certain pages, such as removing a Costing Code currently in use on a job or task, a System Error (red error) was displayed. Only the normal warning message should be displayed, not the red error.

---

## Storage

Browsing SharePoint Storage Provider with WorkBook Account with No Access to Document Library Displays Error Message

**Deltek Tracking Number:** 1940440

**Description:** When you tried to browse a SharePoint storage provider using a WorkBook account that did not have access to the Document Library, the following error message was displayed:

Invalid hostname for this tenancy

and you were unable to view the contents of the Document browser.

Cannot Import Journal Entry with I/O Storage Provider after Migrating from Cloud to On-Premises

**Deltek Tracking Number:** 1857171

**Description:** When you tried to import a journal entry, and the file name contained spaces, the upload failed, and a file-handling error was displayed.

Custom Databoard Export and Corresponding Agent Fail after System Variable 1192 is Implemented

**Deltek Tracking Number:** 1923103

**Description:** When you ran a custom Databoard export, the Agent failed, and the following message was displayed: Attachment file blocked by System Variable 1192.

New Jobs with Sub-Folder Structure of Folders with Invalid Characters Results in Files not Auto-Generated and Displays System Error

**Deltek Tracking Number:** 1972925

**Description:** When you created a job, and the Job folder setup had a sub-folder structure with folders that contained documents with invalid characters, the files were not auto-generated, and a System Error (red error) was displayed.

You Cannot Use the Clients Folder Path in the Job Folder when already Used in the Resource Folder under Clients

**Deltek Tracking Number:** 1884368

**Description:** When the folder path named Clients was already set in the Resource folder setup, you could not use that same folder path in the Job folder setup, even when the Use Clients Folder checkbox was selected.

---

## Tasks

Follow-Up – Active Jobs with Overdue End Date – Job Card Sidebar Displays System Error when Grid is Empty

**Deltek Tracking Number:** 1989179



**Description:** When the grid was empty, and you opened the Job Card sidebar and clicked on any of the sub-tabs, a System Error (red error) was displayed.

---

## Time & Expense

Absence Overview – Holiday Status – Today's Capacity Added in Total Flex Account Hours

**Deltek Tracking Number:** 1722747

**Description:** At Time & Expense » Absence Overview » Holiday Status, the Flex Account Hours, Today field amount was not equal to the Resource Card » Settings » Capacity Profile » Flextime » Total Flex field amount.

Expense – Uploading Receipts to Archive Results in System Error

**Deltek Tracking Number:** 1902124

**Description:** When you uploaded a file to the receipt archive of an Expense Entry, a System Error (red error) occurred.

Material – Error when Removing Material Entries

**Deltek Tracking Number:** 2005943

**Description:** When you removed a newly created material entry, the wrong entry was removed from the list. In certain circumstances, this resulted in a System Error (red error) being displayed.

Material – When a Material Entry without a Job or Date is Submitted the Displayed Message is not Accurate

**Deltek Tracking Number:** 1989267

**Description:** When a Material Entry had an empty Job or Date field, and you tried to approve or send it for approval, the following message was displayed: Accounting period could not be found for the entry date.

Time Entry – Problem Changing Text

**Deltek Tracking Number:** 1869191

**Description:** When you changed the text of a time entry, you needed to click out of the text box to see the text bubble.

Timesheet – Value of Timesheet Description is Deleted on Refresh

**Deltek Tracking Number:** 1684921

**Description:** When you entered descriptions on timesheets, the value was sometimes cleared upon refresh.

---

## User Interface

Resources UI – Resource Default Grid View – Resource Information – Button Overlapped the Company Name

**Deltek Tracking Number:** 1850506

**Description:** In Resources » Resource Default Grid View » Horizontal/Vertical Resource Information, the Move Employee to Another Company button overlapped the Company name.

Task Card Settings – Some Task Card Labels do not Handle Long Text Correctly

**Deltek Tracking Number:** 1861563

**Description:** When the translation of task progress caused the text to be longer than normal, sometimes there was not enough room for the label text to fit.

## Reports

### Job Reconciliation Report (Report 581)

#### Summary

This new report allows you to see an overview of the financial position of a selected job at a particular date. It draws information from across the Jobs module and gives you a single place to review the financial health of the job and identify any anomalies or issues that may need action. It does not support Download as XLSX Document (Row) Data, but it supports Download as XLSX Documents (Formatted) Data.

#### Location

Navigate to **Jobs » Jobs List » Reports** to run this report. WorkBook uses the highlighted job in the Jobs List as the source of information for this report.

#### Parameters

Parameter	Use
Report To Date	This is the date that indicates the To Date to be used to filter the transactions. This is the only required parameter.

#### Report Layout and Calculations

This report calculates for the selected job's profitability by comparing the total value of its Price Quotes and Sales Invoices with the Sales and Cost values of applied entries and the actual revenue recognized based on WIP adjustments and values derived via posting configurations. It also compares the total value of its Price Quotes with its total forecast value based on both the actual values and the forecasted or scheduled values.

Section Heading	Section Descriptions
Job Overview for Job	This field indicates the job number of the selected job.
Report To Date	This is the date that indicates the To Date to be used to filter the transactions.
Summary	This section displays, in two columns, information sourced from the selected job. It includes the name of the information and the corresponding value of the data point.

Column Heading	Column Descriptions
Client	This field indicates the client that the job belongs to.
Project	This field indicates the project that the job is a part of.
Job Type	This field displays the same job type that is indicated on the Job card.
Job Team	This field displays the same job team that is indicated on the Job card.
Department	This field displays the same Department that is indicated on the Job card.
Company	This field indicates the Company and company initials that the job belongs to.
Currency	This field indicates the currency used by the job.
Report Currency	This field indicates the report currency used by the job. It is only visible if the report currency is different from the job currency.
Job Name	This field displays the job's name as indicated on the Job card.
Job Status	This field displays the job's status as indicated on the Job card.
Start Date	This field displays the job's start date as indicated on the Job card.
End Date	This field displays the job's end date as indicated on the Job card.
Project Manager	This field displays the Project Manager that is indicated on the Job card.
Account Manager	This field displays the Account Manager that is indicated on the Job card.
Finance Manager	This field displays the Finance Manager that is indicated on the Job card.

Section Heading	Section Descriptions
Profitability and Completion	This section displays the overview and comparison of the total value of the Price Quotes and Sales Invoices of the selected job and the Sales and Cost values of applied entries and the actual revenue recognized based on WIP adjustments and values derived via posting configurations.

Column Heading	Column Descriptions
Estimated	The fields in this column get their data from the sum of all of the in-scope Price Quotes of the selected job. In-scope Price Quotes are Price Quotes that are under preparation, for approval, or approved.
Estimated Revenue	This field displays the sum of the Total of each Price Quote that is under preparation, for approval, or approved.
Estimated Purchase Cost	This field displays the sum of the Purchases of each Price Quote that is under preparation, for approval, or approved.
Estimated Net Margin	Net Margin is the net of Revenue and Purchases. This field displays the sum of the Net Revenue or NR of each Price Quote that is under preparation, for approval, or approved.
Estimated % Margin	Depending on the value set for System Variable 267, this field displays, as a percentage of up to two decimal places, the value of the Net Profit divided by either the Revenue or the Net Margin of all of the Price Quotes that are under preparation, for approval, or approved.
Estimated Cost of Hours	This field displays the sum of the cost of any time hours applied to each Price Quote that is under preparation, for approval, or approved.
Estimated Net Profit	Net Profit is the net of Net Revenue and any calculated cost of hours. This field displays the sum of the Net Profit of each Price Quote that is under preparation, for approval, or approved.
Estimated Total Hours	This field displays the sum of the Hours of all Price Quotes that are under preparation, for approval, or approved.
Actual	The fields in this column get their data from the value of WIP adjustments and revenue postings. This is based on your Posting Configuration setup and other actual postings to the selected job, including purchase invoices and expenses. All WIP adjustment transactions in any status are in scope.
Actual Revenue	This field displays the sales value of the actual corresponding entries on the job. For example, if a time entry is posted to the job, the actual Revenue is the sales value of the posted time entry.
Actual Purchase Cost	This field displays the cost value of the actual corresponding entries on the job. For example, if a purchase invoice or expense entry is

Column Heading	Column Descriptions
	posted to the job, the actual Purchase Cost is the cost value of that posted invoice or entry.
Actual Net Margin	This field displays the total of the selected job's Revenue and all of its Purchase Costs.
Actual % Margin	This field displays, as a percentage of up to two decimal places, the value of the Net Margin divided by the Revenue of the selected job.
Actual Cost of Hours	This field displays the sum of the cost of any time entries on the job.
Actual Net Profit	This field displays the total of the Net Margin and the cost of all the time entries logged on the selected job.
Actual Total Hours	This field displays the total used hours based on the time entries logged on the selected job.
Revenue Recognized	The fields in this column get their data from the value of WIP adjustments and the revenue recognized on the transactions posted on the selected job. Data is derived via posting configurations. For example, the time entry where the sales value of the time is recognized as revenue and is reflected on the WIP adjustment dialog box. Values are shown split as Revenue or Costs.
Revenue Recognized Revenue	This field displays the actual Profit & Loss total on the WIP adjustments of the selected job. Note that Company Variable 75 should be set to 2.
Revenue Recognized Purchase Cost	This field displays the total of all Purchase Costs on the WIP adjustments of the selected job. Note that Company Variable 75 should be set to 2.
Revenue Recognized Net Margin	This field displays the total of the actual Profit & Loss and all the Purchase Costs on the WIP Adjustments of the selected job.
Revenue Recognized % Margin	This field displays, as a percentage of up to two decimal places, the value of the Net Margin divided by the actual Profit & Loss total on the WIP Adjustments of the selected job.
Variance	The fields in this column display the difference between either the Invoiced and Incurred or Actual and Recognized column and the Estimated Values column.
Completion	The fields in this column display the percentage of the Invoiced or Actual column divided by the Estimate column.
Invoiced	The fields in this column get their data from the value of the created Sales Invoices for the selected job.

Section Heading	Section Descriptions
Job Estimate at Completion Forecast	This section displays a comparison of the total value of the Price Quotes and the total forecast value of the job based on both the actual values and the forecasted or scheduled values.

Column Heading	Column Descriptions
Estimated Revenue	This field displays the sum of the Total of each Price Quote that is under preparation, for approval, or approved.
Estimated Purchase Cost	This field displays the sum of the Purchases of each Price Quote that is under preparation, for approval, or approved.
Estimated Net Margin	Net Margin is the net of Revenue and Purchases. This field displays the sum of the Net Revenue or NR of each Price Quote that is under preparation, for approval, or approved.
Estimated % Margin	Depending on the value set on System Variable 267, this field displays, as a percentage of up to two decimal places, the value of the Net Profit divided by either the Revenue or the Net Margin of all of the Price Quotes that are under preparation, for approval, or approved.
Estimated Hours and Internal Costs	This field displays the sum of the cost of any time hours applied to each Price Quote that is under preparation, for approval, or approved.
Estimated Net Profit	Net Profit is the net of Net Revenue and any calculated cost of hours. This field displays the sum of the Net Profit of each Price Quote that is under preparation, for approval, or approved.
Estimated Total Hours	This field displays the sum of the Hours of all Price Quotes that are under preparation, for approval, or approved.
Actual Revenue	This field displays the sales value of entries posted against the selected job. It includes time entries, purchases, materials, expenses, and mileage.
Actual Purchase Cost	This field displays the cost value of entries posted against the selected job. It includes time entries, purchases, materials, expenses, and mileage.
Actual Net Margin	This field displays the total of the selected job's Revenue and all of its Purchase Costs.
Actual % Margin	This field displays, as a percentage of up to two decimal places, the value of the Net Margin divided by the Revenue of the selected job.
Actual Total Hours	This field displays the total used hours based on the time entries logged on the selected job.

Column Heading	Column Descriptions
Scheduled	The fields in this column display the sales value and the cost value of the bookings made on the schedule. For example, the time entries logged on a specific schedule should be offset from the scheduled value. When an employee makes a time entry on the task that they are scheduled on, it should be for the day that they scheduled.
Open Purchase Orders / Open POs	The fields in this column display the sales value and the cost value of the open balances of the Purchase Orders of the selected job.
Expected	The fields in this column display the total of the preceding column for sales and costs. This provides a forecast value for each based on what has been processed on the selected job and what future items are still open.
Variance	The fields in this column display the difference between the Estimated Value column and the Expected Value column.

Section Heading	Section Descriptions
Detail by Activity	This section is split into hours and costs and displays the hours, sales, and costs of the selected job according to the relative activity that they are recorded on. It shows previously reported information with a deeper level of detail.
Hours Detail by Activity	This sub-section displays the sales value of hours according to the activity that they are recorded on. The hours are derived via the activity used on the Price Quotes (estimated hours), the activity on the time entry (actual hours), or the schedule. The numeric value of the hours is also reported here from the same data sources)
Costs Detail by Activity	This sub-section displays the cost value of purchase items according to the activity that they are recorded on. It has a deeper level of detail compared to the data reported on the previous sub-section and is derived from the purchases on Price Quotes, the cost on open Purchase Orders, and the cost value of purchase invoices posted to the selected job.

Section Heading	Section Descriptions
Open Purchase Order Detail by Activity	This section displays details of open Purchase Orders, separating each value by activity. The details that are provided are related to the tracking of costs based on created Purchase Orders. The created Purchase Orders, which are linked to Price Quotes, should list the Price Quote number. Indicated supplier names are taken from the Purchase Order supplier, but broken down further by activity.

Column Heading	Column Descriptions
Purchase Order / PO Number	This field displays the Purchase Order number.
Price Quote / PQ Number	This field displays the Price Quote number, which is linked to the Purchase Order.
Supplier	This field displays the supplier name, which is taken from the Purchase Order.
Activity	This field displays the activity related to the Purchase Order.
Inv No	This field displays the Invoice number, which is linked to the Purchase Order and the related activity.
Order Value	This field displays the total value of the Purchase Order.
Invoice Value	This field displays the value derived from a Creditor Invoice, which is linked to the Purchase Order and the related activity.
Open Purchase Order / Open POs	This field displays the remaining value of the Purchase Order line, net of the Invoice value.
% MU	This field displays the margin applied to the cost of the line referred to in the Open PO field, expressed as a percentage.
Costs + MU	This field displays the sales value of the line referred to in the Open PO field, calculated by the cost multiplied by the margin.

Section Heading	Section Descriptions
Purchase Invoice Detail Not Related to Purchase Orders by Activity	This section displays details of expenses or vouchers that are not linked to any Purchase Orders, separated by activity.

Column Heading	Column Descriptions
Supplier	This field displays the supplier name of the non-PO expense or voucher.
Activity	This field displays the activity related to the non-PO expense or voucher.
Inv No	This field displays the Invoice number, which is linked to the non-PO expense or voucher.
Invoice Value	This field displays the value derived from a Creditor Invoice, which is linked to the non-PO expense or voucher.



Column Heading	Column Descriptions
% MU	This field displays the margin applied to the cost of the line referred to in the non-PO expense or voucher, expressed as a percentage.
Costs + MU	This field displays the sales value of the line referred to in the Invoice Value field, calculated by the cost multiplied by the margin.

Section Heading	Section Descriptions
Sales Invoicing	This section displays a comparison of the total value of Price Quotes and the total value of Sales Invoices, separated by activity. It provides a list of created Sales Invoices with a summary of the billings of the selected job, what has been paid or settled against the invoice, and the outstanding balance. This data supports the Invoiced field in the Profitability and Completion section of this report.

Column Heading	Column Descriptions
Sales Invoice Summary and Detail	<p>The fields that display the invoiced amount without VAT or Tax are used to reconcile the Sales Invoice against the job data, specifically in the Profitability and Completion section. On the other hand, the fields that display the invoiced amount with VAT or Tax are used to reconcile against the Debtors module in Finance &amp; Administration.</p> <p>This same information is also provided at the Activity level, where the total of invoices is listed by activity and compared to the estimated value as per the sum of Price Quotes. The information in this section must be expressed excluding VAT or Tax.</p>

## Secondary Chart of Accounts Trial Balance Report (Report 585)

### Summary

This report shows the list of all General Ledger accounts, both of account type Operating Balance Sheet, which are mapped to their corresponding Secondary Chart of Accounts account names and numbers. Note that if there are more than one Operating account or Balance Sheet account that is mapped to the same Secondary Chart of Account, the balances of all of the accounts are added and displayed as the balance for that Secondary Chart of Account. This report does not include the General Ledger account that is designated as the Net Profit P/L Account, as configured in Settings » Basic Finance Settings.

The Header and Sum From account types are omitted by default and are not included in Report 585. It does not have any line break functionality and is sorted based on the Secondary Chart of Accounts code or account number.

### Location

Navigate to **Finance & Administration » General Ledger » Chart of Accounts » Reports** to run this report.

## Parameters

Parameter	Use
As of Date	This is the date on which you run the report. This is the only required parameter.
Only show accounts with a balance	Select this checkbox to omit accounts that do not have balances. This omits from the report any account where the balance of transactions in the period sums to 0 (zero).
Hide Horizontal Lines between Accounts	Select this checkbox to remove horizontal lines between accounts in the report.
Currency	This report always shows figures in the Company currency of the Company for which you run it. The Currency selector is therefore locked; you cannot change it.

## Calculations

This report displays the balances of accounts split into a debit and a credit column, based on the calculations described here. These balances are always positive, but they are designated as being debit or credit based on which column they appear in. The sum of the debit column should equal the sum of the credit column, unless a year-end closure procedure has not been completed in a prior financial year (see the following note).

Account balances that are included in this report are calculated based on their account type:

- For Operating Accounts, the balance is calculated as the sum of all transactions in the period from and including the first day of the current financial year, to and including the date that is specified by the As of Date parameter.
- For Balance Sheet Accounts the balance is calculated as the sum of all transactions where the booking date is before or equal to the date that is specified by the As of Date parameter.
- The Balance Sheet Account that is designated as the Retained Earnings Account, as configured in Settings » Basic Finance Settings, shows a balance net of any year-end postings that have occurred in the finance year.
- The Operating Account that is designated as the Net Profit P/L Account, as configured in Settings » Basic Finance Settings, is omitted from this report.

**Note:** This report always shows the balances of the Operating Accounts, even after a financial year-end closure procedure is completed for the financial year within which the As of Date occurs. However, this report is sensitive to whether a year-end closure procedure has been performed in a financial year prior to the As of Date.

If you run the report with an As of Date that is within a finance year where a final year-end closure has not been completed, the debit and credit columns will still balance.

However, if you run this report with an As of Date where a final year-end closure has not been completed in any preceding financial years, the debit and credit columns will not balance. To resolve this, you must perform the year-end closure for that prior finance year to ensure that all earnings in that financial year are transferred to retained earnings in the Balance Sheet. Running the Trial Balance subsequent to all final year-end closure procedures being completed for all preceding finance years results in debit and credit columns balancing.



---

## About Deltek

Better software means better projects. Deltek delivers software and information solutions that enable superior levels of project intelligence, management and collaboration. Our industry-focused expertise makes your projects successful and helps you achieve performance that maximizes productivity and revenue. [www.deltek.com](http://www.deltek.com)