


# Deltek Costpoint® 7.1.1

Release Notes: Organization Security —  
Inventory

**July 30, 2018**



---

While Deltek has attempted to verify that the information in this document is accurate and complete, some typographical or technical errors may exist. The recipient of this document is solely responsible for all decisions relating to or use of the information provided herein.

The information contained in this publication is effective as of the publication date below and is subject to change without notice.

This publication contains proprietary information that is protected by copyright. All rights are reserved. No part of this document may be reproduced or transmitted in any form or by any means, electronic or mechanical, or translated into another language, without the prior written consent of Deltek, Inc.

This edition published July 2018.

© Deltek, Inc.

Deltek's software is also protected by copyright law and constitutes valuable confidential and proprietary information of Deltek, Inc. and its licensors. The Deltek software, and all related documentation, is provided for use only in accordance with the terms of the license agreement. Unauthorized reproduction or distribution of the program or any portion thereof could result in severe civil or criminal penalties.

All trademarks are the property of their respective owners.

---

# Contents

Overview .....	1
Patch and System JAR Requirements .....	1
Application JAR Requirements .....	1
Administration Domain .....	4
View Help About (SYMABOUT) .....	4
Materials Domain .....	5
Configure Inventory Accounts (INMACCT) .....	5
Configure Default Project Inventory Accounts (INMWACCT) .....	5
Manage Inventory Projects (INMPROJ) .....	5
Enter Scrap Adjustments (INMSCADJ) .....	6
Enter Inventory Transfers (INMPAXFR) .....	6
Manage PO/Req Inventory Reservations (INMPORSV) .....	7
Create Inventory Allocations (INPALLOC) .....	7
Enter Issues to Project/Account/Org or PO (INMPAISS) .....	8
Enter Cost Adjustments (INMCSADJ) .....	8
Enter Quantity Adjustments (INMQTADJ) .....	9
Enter Location Transfers (INMLOXFR) .....	9
Create Mass Inventory Transfers (INPMSXFR) .....	10
Manage Inventory Requests (INMRQST) .....	10
Manage Inventory Reservations (INMPARSV) .....	10
Print Purchase Price Variance Analysis Report (INRPPV) .....	11
Create Purchase Price Variance Journal Entry (INPPPV) .....	11
Print Inventory Reorder Report (INPREORD) .....	11
Print Inventory Transaction History (INRHSTPA) .....	11
Load Organization IDs (INPLDORG) .....	12
View Inventory Transaction History (INQHSTPR) .....	12
View Part Inventory (INQPINV) .....	12
Import Inventory Transactions (AOPINTRN) .....	12
Enter Miscellaneous Inventory Receipts (RCMMSRC) .....	12
Appendix A: For Additional Information .....	14
Deltek Support Center .....	14
Access Deltek Support Center .....	14

## Overview

Welcome to Deltek Costpoint 7.1.1 Release Notes. These release notes contain a summary of new enhancements available in this release.

The Organizational Security feature enhances the secure functionality of Costpoint by warranting proper user access throughout the Materials domain, specifically in the Inventory module. This feature ensures that correct user access is applied to the logged-in user ID in accessing inventory transactions by validating and filtering records/transactions as authorized for the user ID.

## Patch and System JAR Requirements

These enhancements require the following:

- Costpoint 7.1.1 System JAR 043 (cp711\_sys\_043.zip)
- PATCH5110
- PATCH5121
- PATCH3390
- PATCH3397
- PATCH3405
- PATCH3483


## Application JAR Requirements

The following table lists the Costpoint 7.1.1 screens affected by this update. It includes the required JAR version for each application, if applicable.

Domain	Module	Application Name	Application ID	Application File
Materials	IN	Configure Inventory Accounts	INMACCT	cp711_inmacct_003.zip
Materials	IN	Configure Default Project Inventory Accounts	INMWACCT	cp711_inmwacct_003.zip
Materials	IN	Manage Inventory Projects	INMPROJ	cp711_inmproj_010.zip
Materials	IN	Enter Cost Adjustments	INMCSADJ	cp711_inmcsadj_006.zip
Materials	IN	Enter Inventory Transfers	INMPAXFR	cp711_inmpaxfr_015.zip
Materials	IN	Manage PO/Req Inventory Reservations	INMPORSV	cp711_inmporsv_008.zip

Domain	Module	Application Name	Application ID	Application File
Materials	IN	Create Inventory Abbreviations	INPALLOC	cp711_inpalloc_004.zip
Materials	IN	Enter Issues to Project/Account/Org or PO	INMPAISS	cp711_inmpaiss_020.zip
Materials	IN	Enter Scrap Adjustments	INMSCADJ	cp711_inmscadj_012.zip cp711_cmnlb_INMADJLIB_001
Materials	IN	Enter Quantity Adjustments	INMQTADJ	cp711_inmqtadj_012.zip cp711_cmnlb_INMADJLIB_001
Materials	IN	Enter Location Transfers	INMLOXFR	cp711_inmloxfr_010.zip
Materials	IN	Create Mass Inventory Transfers	INPMSXFR	cp711_inpmsxfr_010.zip
Materials	IN	Manage Inventory Requests	INMRQST	cp711_inmrqst_001.zip cp711_cmnlb_INMRQSTLIB_001
Materials	IN	Manage Inventory Reservations	INMPARSV	cp711_inmparsv_001.zip cp711_cmnlb_INMRQSTLIB_001
Materials	IN	Print Purchase Price Variance Analysis Report	INRPPV	cp711_inrppv_002.zip
Materials	IN	Create Purchase Price Variance Journal Entry	INPPPV	cp711_inpppv_002.zip
Materials	IN	Print Inventory Reorder Report	INPREORD	cp711_inpreord_014.zip
Materials	IN	Print Inventory Transaction History	INRHSTPA	cp711_inrhstpa_004.zip
Materials	IN	Load Organization IDs	INPLDORG	cp711_inpldorg_001.zip

---



Domain	Module	Application Name	Application ID	Application File
Materials	IN	View Inventory Transaction History	INQHSTPR	cp711_inqhstpr_007.zip
Materials	IN	View Part Inventory	INQPINV	cp711_inqpinv_017.zip
Materials	IN	Import Inventory Transactions	AOPINTRN	cp711_aopintrn_005.zip
Materials	RC	Enter Miscellaneous Inventory Receipts	RCMMSRC	cp711_rcmmsrc_012.zip

---

## Administration Domain

This section includes summaries of the changes made in relation with the Organization Security feature within the Costpoint Administration domain.

### **View Help About (SYMABOUT)**

The Features subtask on the View Help About (SYMABOUT) screen now includes the Organization Security feature for the Inventory module.

---

## Materials Domain

This section includes summaries of changes made in relation with the Organization Security feature within the Costpoint Materials domain.

### Configure Inventory Accounts (INMACCT)

Costpoint now narrows the search and displays only organizations authorized for your logged-in user ID. If you enter an organization that you do not have full rights to, Costpoint displays the following error message: Your user ID does not have access to the Organization: [Org ID].

### Configure Default Project Inventory Accounts (INMWACCT)

The following are the changes to this screen:

- Find/Query — Costpoint now finds and filters existing records based on your logged-in user ID's organization rights for the project's owning organization.
- Lookup
  - Inventory Project — Costpoint now narrows the search and displays only projects with owning organizations authorized for the logged-in user ID.
  - Project Abbrev — Costpoint now narrows the search and displays only projects with owning organizations authorized for the logged-in user ID.
  - Organization — Costpoint now narrows the search and displays only organizations authorized for the logged-in user ID.
- Data Entry — If organization security is enabled in the system settings, and the screen is activated for organization security, Costpoint will not allow you to enter or select records that your user ID does not have full rights to. Costpoint displays error messages for unauthorized entries.

### Manage Inventory Projects (INMPROJ)

The following are the changes to this screen:

- Find/Query — Costpoint now finds and filters existing records based on your logged-in user ID's organization rights for the project's owning organization.
- Lookup
  - Inventory Project — Costpoint now narrows the search and displays only projects with owning organizations authorized for the logged-in user ID.
  - Project Abbrev — Costpoint now narrows the search and displays only projects with owning organizations authorized for the logged-in user ID.
  - Organization — Costpoint now narrows the search and displays only organizations authorized for the logged-in user ID.
- A new field, **Organization**, has been added to the screen to display the owning organization of the inventory project.
- Data Entry — If organization security is enabled in the system settings, and the screen is activated for organization security, Costpoint will not allow you to enter or select records that your user ID does not have full rights to. Costpoint displays error messages for unauthorized entries.



---

## Enter Scrap Adjustments (INMSCADJ)

The following are the changes to this screen:

- Find/Query — Costpoint now finds and filters existing records based on your logged-in user ID's organization rights to the adjusting organization on the transaction. When your rights to the adjusting organization have been established, Costpoint displays all other information, regardless of your rights to associated projects and inventory abbreviations.
- Lookup
  - Organization — Costpoint now narrows the search and displays only organizations authorized for the logged-in user ID. In addition, Costpoint displays only organizations that the material handler and approver are authorized for when you do a lookup of material handler/approver project and organization.
  - Project — Costpoint now narrows the search and displays only projects with owning organizations authorized for the logged-in user ID. In addition, Costpoint displays only projects that the material handler and approver are authorized for when you do a lookup of material handler/approver project and organization.
  - Inv Abbrev — Costpoint now narrows the search and displays only inventory abbreviations with organizations and projects authorized for the logged-in user ID. In addition, Costpoint displays only inventory abbreviations that the material handler and approver are authorized for when you do a lookup of material handler/approver project and organization.
- New records — When you enter scrap inventory abbreviation, Costpoint defaults to the material account, material organization, and organization abbreviation in the scrap at the header level. In addition, Costpoint now saves the scrap organizations in the inventory transaction organization ID table.

## Enter Inventory Transfers (INMPAXFR)

The following are the changes to this screen:

- Find/Query — Costpoint now finds and filters existing records based on your logged-in user ID's organization rights for the Inventory Abbrev in the To group box of the transaction header. When your rights to the scrap inventory abbreviation's organization have been established, Costpoint displays all transaction lines, regardless of your rights to associated projects and inventory abbreviations.
- Lookup
  - Inv Abbrev — Costpoint now narrows the search and displays only inventory abbreviations with organizations and projects authorized for the logged-in user ID. In addition, Costpoint displays only inventory abbreviations with projects and organizations that the material handler is authorized for when you do a lookup of material handler/approver project and organization.
  - Reservation — Costpoint now narrows the search and displays only reservations with organizations from the To group box authorized for the logged-in user ID..
- A new field, **Organization**, has been added to the screen to display the default value from the inventory abbreviation code.
- New records — When you enter the **Inv Abbrev** in the **To** group box, Costpoint defaults to the material organization at the header level. In addition, Costpoint now saves organizations of the **To** group box in the inventory transaction table.

---

## Manage PO/Req Inventory Reservations (INMPORSV)

The following are the changes to this screen:

- Find/Query — Costpoint now finds and filters existing records based on your logged-in user ID's organization rights to the buyer's organization associated with the PO or the requisitioner's organization associated with the requisition on the reservation header. When your rights have been established, Costpoint displays all reservation lines, regardless of your rights to associated projects and inventory abbreviations.
- Lookup
  - PO/Rlse — Costpoint now narrows the search and displays only PO/Rlse records authorized for the logged-in user ID.
  - Requisition — Costpoint now narrows the search and displays only requisition records authorized for the logged-in user ID.
  - Inv Abbrev — Costpoint now narrows the search and displays only inventory abbreviations with organizations and projects (owning organization) authorized for the logged-in user ID. In addition, Costpoint displays only inventory abbreviations with projects and organizations that the requester is authorized for when you do a lookup of the requester.
- A new field, **Organization**, has been added to the screen to display the default value from the purchase order (PO) line or requisition line.
- A new field, **Org Abbrev**, has been added to the screen to display the default value from the inventory abbreviation code.
- Data Entry — If organization security is enabled in the system settings, and the screen is activated for organization security, Costpoint will not allow you to enter or select POs or requisitions associated with the organizations that your user ID does not have full rights to. Costpoint displays error messages for unauthorized entries.

## Create Inventory Allocations (INPALLOC)

The following are the changes to the lookup screen:

- Manufacturing Order — Costpoint now narrows the search and displays only manufacturing orders (MOs) where the logged-in user ID is authorized for the planner's organization ID. Costpoint will not display MOs without the planner's organization ID.
- Purchase Order — Costpoint now narrows the search and displays only POs where the logged-in user ID is authorized for the buyer's organization ID. Costpoint will not display POs without the buyer's organization ID.
- Inventory Issues — Costpoint now narrows the search and displays only inventory issue records where the logged-in user ID is authorized for the **To Organization**. Costpoint will not display records with blank **To Organization**.
- Inventory Transfer — Costpoint now narrows the search and displays only records where the logged-in user ID is authorized for the **To Organization**. Costpoint will not display records with blank **To Organization**.
- Sales Order — Costpoint now narrows the search and displays only sales orders where the logged-in user ID is authorized for the sales order organization ID. Costpoint will not display records with blank sales order organization ID.
- Costpoint will not create allocations to the transactions where the logged-in user is not authorized for, or where the reference organization IDs are left blank.

---

## Enter Issues to Project/Account/Org or PO (INMPAISS)

The following are the changes to this screen:

- Find/Query — Costpoint now finds and filters existing records based on your logged-in user ID's organization rights for the **To Organization**, or the PO/Rlse buyer organization in the **To** group box of the transaction header. When your rights to the header organization ID have been established, Costpoint displays all transaction lines, regardless of your rights to associated projects and organization rights associated with the From Inv Abbrev at the line level.
- Lookup
  - Organization — Costpoint now narrows the search and displays only organizations authorized for the logged-in user ID. In addition, Costpoint displays only organizations that the material handler is authorized for when you do a lookup of material handler project and organization.
  - Project — Costpoint now narrows the search and displays only projects with owning organizations authorized for the logged-in user ID. In addition, Costpoint displays only projects that the material handler is authorized for when you do a lookup of material handler project and organization.
  - Inv Abbrev — Costpoint now narrows the search and displays only inventory abbreviations with organizations and projects authorized for the logged-in user ID. In addition, Costpoint displays only inventory abbreviations that the material handler is authorized for when you do a lookup of material handler project and organization.
- New records (Issue Type=Issue to Project/Account) — When you enter **To Expense Inv Abbrev**, Costpoint defaults to the material organization and organization abbreviation at the header level. In addition, Costpoint now saves organizations of the **To** group box in the inventory transaction table.
- New records (Issue Type=Issue to Purchase Order) — When you enter PO/Rlse and line, Costpoint defaults to the PO line inventory abbreviation in the **To Expense Inv Abbrev** and its associated projects in the **To Project**. In addition, Costpoint now saves organizations of the **To** group box in the inventory transaction table.

## Enter Cost Adjustments (INMCSADJ)

The following are the changes to this screen:

- Find/Query — Costpoint now finds and filters existing records based on your logged-in user ID's organization rights for the part to adjust the inventory abbreviation's organization. When your rights to the header organization ID have been established, Costpoint displays all transaction lines, regardless of your rights to associated projects and organization rights associated with the part to adjust the inventory abbreviation's organization.
- Lookup
  - Organization — Costpoint now narrows the search and displays only organizations authorized for the logged-in user ID. In addition, Costpoint displays only organizations that the adjuster and approver is authorized for when you do a lookup of adjuster/approver project and organization.
  - Project — Costpoint now narrows the search and displays only projects with owning organizations authorized for the logged-in user ID. In addition, Costpoint displays only projects that the adjuster and approver is authorized for when you do a lookup of adjuster/approver project and organization.

- 
- Inv Abbrev — Costpoint now narrows the search and displays only inventory abbreviations with organizations and projects authorized for the logged-in user ID. In addition, Costpoint displays only inventory abbreviation that the adjuster and approver is authorized for when you do a lookup of adjuster/approver project and organization.
  - A new field, **Organization**, has been added to the screen. Use this field to enter the organization to be charged for this adjustment.
  - A new field, **Org Abbrev**, has been added to the screen. Use this field to enter the organization abbreviation ID to be charged for this adjustment.
  - New records — When you enter a part to adjust inventory abbreviation, Costpoint defaults to the material organization and organization abbreviation at the header level. In addition, Costpoint now saves organizations of the **To** group box in the inventory transaction table.

## Enter Quantity Adjustments (INMQTADJ)

The following are the changes to this screen:

- Find/Query — Costpoint now finds and filters existing records based on your logged-in user ID's organization rights for the adjusting inventory abbreviation's organization. When your rights to the adjusting inventory abbreviation's organization have been established, Costpoint displays all transaction lines, regardless of your rights to associated projects and organizations.
- Lookup
  - Organization — Costpoint now narrows the search and displays only organizations authorized for the logged-in user ID. In addition, Costpoint displays only organizations that the material handler and approver are authorized for when you do a lookup of an organization.
  - Project — Costpoint now narrows the search and displays only projects with owning organizations authorized for the logged-in user ID. In addition, Costpoint displays only projects that the material handler and approver are authorized for when you do a lookup of a project.
  - Inv Abbrev — Costpoint now narrows the search and displays only inventory abbreviations with organizations and projects authorized for the logged-in user ID. In addition, Costpoint displays only inventory abbreviations that the material handler and approver are authorized for when you do a lookup of an inventory abbreviation.
- New records — When you enter an adjusting inventory abbreviation, Costpoint defaults to the material organization and organization abbreviation at the header level. In addition, Costpoint now saves the adjusting organization ID in the inventory transaction table.

## Enter Location Transfers (INMLOXFR)

The following are the changes to this screen:

- Find/Query — Costpoint now finds and filters existing records based on your logged-in user ID's organization rights for the material handler's organization. When your rights to the material handler's organization have been established, Costpoint displays all transaction lines, regardless of your rights to associated projects and organizations.
- Lookup — Costpoint now narrows the search and displays only inventory abbreviations with projects and organizations authorized for the logged-in user ID. In addition, Costpoint displays only projects and organizations that the material handler is authorized for when you do a lookup of an inventory abbreviation.

- 
- New records — When you enter a material handler, Costpoint defaults to the material organization at the header level on the Employee Salary Information (LDMEHIS) screen. In addition, Costpoint now saves the material handler's organization in the inventory transaction table.

## Create Mass Inventory Transfers (INPMSXFR)

The following are the changes to this screen:

- Lookup — Costpoint now narrows the search and displays only inventory abbreviations with project owning organizations and organizations authorized for the logged-in user ID. In addition, Costpoint displays only inventory abbreviations with projects and organizations that the material handler is authorized for when you do a lookup of an inventory abbreviation.
- Costpoint now saves the material organization linked to the **To Inv Abbrev** in the inventory transaction table.

## Manage Inventory Requests (INMRQST)

The following are the changes to this screen:

- Find/Query — Costpoint now finds and filters existing records based on your logged-in user ID's organization rights for the **To Inv Abbrev** organization or **To Organization** on the request header. When your rights to the **To Inv Abbrev** organization or **To Organization** have been established, Costpoint displays all transaction lines, regardless of your rights to associated projects and organizations associated with the **From Inv Abbrev** at the line level.
- Lookup
  - Organization — Costpoint now narrows the search and displays only organizations authorized for the logged-in user ID. In addition, Costpoint displays only organizations that the requester is authorized for when you do a lookup of an organization.
  - Project — Costpoint now narrows the search and displays only projects with owning organizations authorized for the logged-in user ID. In addition, Costpoint displays only projects that the requester is authorized for when you do a lookup of a project.
  - Inv Abbrev — Costpoint now narrows the search and displays only inventory abbreviations with organizations and projects authorized for the logged-in user ID. In addition, Costpoint displays only inventory abbreviations with projects and organizations that the requester is authorized for when you do a lookup of an inventory abbreviation.
- New records — When you enter **To Inv Abbrev**, Costpoint defaults to the material account, material organization, and organization abbreviation at the header level.

## Manage Inventory Reservations (INMPARSV)

The following are the changes to this screen:

- Find/Query — Costpoint now finds and filters existing records based on your logged-in user ID's organization rights to the **To Organization** on the reservation header. When your rights to the or **To Organization** have been established, Costpoint displays all transaction lines, regardless of your rights to associated projects and organizations associated with the **From Inv Abbrev** at the line level.
- Lookup

- Organization — Costpoint now narrows the search and displays only organizations authorized for the logged-in user ID. In addition, Costpoint displays only organizations that the requester is authorized for when you do a lookup of an organization.
- Project — Costpoint now narrows the search and displays only projects with owning organizations authorized for the logged-in user ID. In addition, Costpoint displays only projects that the requester is authorized for when you do a lookup of a project.
- Inv Abbrev — Costpoint now narrows the search and displays only inventory abbreviations with organizations and projects authorized for the logged-in user ID. In addition, Costpoint displays only inventory abbreviations with projects and organizations that the requester is authorized for when you do a lookup of an inventory abbreviation.
- New records — When you enter **To Inv Abbrev**, Costpoint defaults to the material account, material organization, and organization abbreviation at the header level.

## Print Purchase Price Variance Analysis Report (INRPPV)

When you select Print Options - Standard Costing, Costpoint will not print the purchase order (PO) price variance details by project/PO if logged-in user ID is not authorized for the PO buyer organization, and Costpoint will instead display the following message: PO Variance not printed - Your user ID is not authorized for the PO Buyer Org.

## Create Purchase Price Variance Journal Entry (INPPPJV)

When you select Print/Preview/Create, Costpoint processes all records but detailed report will only be displayed for purchase orders (PO) with buyer organization that the logged-in user ID is authorized for.

## Print Inventory Reorder Report (INPREORD)

The following are the changes to this screen:

- Lookup — Costpoint now narrows the search and displays only projects with owning organizations authorized for the logged-in user ID.
- Report — Costpoint now validates header project against the logged-in user ID if **One** or **Range** is selected as an option, and reports are printed by project.

## Print Inventory Transaction History (INRHSTPA)

If organization security is enabled in the system settings, and the screen is activated for organization security, Costpoint will not allow you to select records that your user ID does not have full rights to. Costpoint displays an error message for unauthorized entries.

The transaction type indicated in the inventory transaction and your logged-in user ID authorization determine the records that Costpoint allows you access to.

Costpoint will allow you access to records from the inventory transaction table with the following transaction types and logged-in user ID authorization combination:

Transaction Type	User ID Authorized for
Issue to Project/Account	To Organization
Issue to Purchase Order	To Organization



Transaction Type	User ID Authorized for
Quantity Adjustment	Adjusting Org
Scrap Adjustment	Adjusting Org
Cost Adjustment	Part to Adjust Inv Abbrev's Org
Project/Account Transfer	Organization
Location Transfer	Material Handler's Org
Miscellaneous Receipt	Material Handler's Org

## Load Organization IDs (INPLDORG)

Use this new screen (**Materials » Inventory » Inventory Utilities » Load Organization IDs**) to load or default material handler's organizations for miscellaneous receipts and location transfer IDs. This utility automatically runs in the backend to populate the inventory transaction table for the other inventory transaction types such as Issue to Purchase Order (ISSUEPO), Issue to Manufacturing Order (ISSUEMO), Quantity Adjustment (ADJQTY), Cost Adjustment (ADJCST), Scrap Adjustment (ADJSCRAP), Project/Account Transfer (TRNFPAO), PO Receipt (TRNFRCP). It populates either the owning organization linked to the project or the material organization linked to the inventory abbreviation associated with the inventory transaction.

## View Inventory Transaction History (INQHSTPR)

Costpoint now narrows the search and displays only inventory transactions with organizations authorized for the logged-in user ID.

## View Part Inventory (INQPINV)

Costpoint now narrows the search and displays only projects for which you want to do an inventory with organizations authorized for the logged-in user ID. In addition, Costpoint now narrows the search and displays only projects with owning organizations authorized for the logged-in user ID.

## Import Inventory Transactions (AOPINTRN)

Costpoint now loads/populates values in the inventory transaction table.

## Enter Miscellaneous Inventory Receipts (RCMMSRC)

The following are the changes to this screen:

- 
- A new field, **Organization**, has been added to the screen. Use this field to enter the material handler employee's organization ID.
  - Data Entry — If organization security is enabled in the system settings, and the screen is activated for organization security, Costpoint will not allow you to enter or select records that your user ID does not have full rights to. Costpoint displays error messages for unauthorized entries.
  - Find/Query — Costpoint now finds and filters existing records based on your logged-in user ID's organization rights.



---

## Appendix A: For Additional Information

### Deltek Support Center

The Deltek Support Center is a support Web site for Deltek customers who purchase an Ongoing Support Plan (OSP).

The following are some of the many options that the Deltek Support Center provides:

- Search for product documentation, such as release notes, install guides, technical information, online help topics, and white papers
- Ask questions, exchange ideas, and share knowledge with other Deltek customers through the Deltek Support Center Community
- Access Cloud-specific documents and forums
- Download the latest versions of your Deltek products
- Search Deltek's knowledge base
- Submit a support case and check on its progress
- Transfer requested files to a Customer Care analyst
- Subscribe to Deltek communications about your products and services
- Receive alerts of new Deltek releases and hot fixes
- Initiate a Chat to submit a question to a Customer Care analyst online


**Attention:** For more information regarding Deltek Support Center, refer to the online help available from the Web site.

### Access Deltek Support Center

**To access the Deltek Support Center:**

1. Go to <https://deltek.custhelp.com>.
2. Enter your Deltek Support Center **Username** and **Password**.
3. Click **Login**.

**Note:** If you forget your username or password, you can click the **Need Help?** button on the login screen for help.



---

Deltek is the leading global provider of enterprise software and solutions for government contractors, professional services firms and other project-based businesses. For decades, we have delivered actionable insight that empowers our customers to unlock their business potential. 22,000 organizations and millions of users in over 80 countries around the world rely on Deltek to research and identify opportunities, win new business, recruit and develop talent, optimize resources, streamline operations and deliver more profitable projects. Deltek – Know more. Do more.® [www.deltek.com](http://www.deltek.com)