




Deltek

Deltek Specpoint

Release Notes for A/E Users

Releases 1.1.1–1.2.14

June 1, 2022



While Deltek has attempted to verify that the information in this document is accurate and complete, some typographical or technical errors may exist. The recipient of this document is solely responsible for all decisions relating to or use of the information provided herein.

The information contained in this publication is effective as of the publication date below and is subject to change without notice.

This publication contains proprietary information that is protected by copyright. All rights are reserved. No part of this document may be reproduced or transmitted in any form or by any means, electronic or mechanical, or translated into another language, without the prior written consent of Deltek, Inc.

This edition published June 2022.

© Deltek, Inc.

Deltek's software is also protected by copyright law and constitutes valuable confidential and proprietary information of Deltek, Inc. and its licensors. The Deltek software, and all related documentation, is provided for use only in accordance with the terms of the license agreement. Unauthorized reproduction or distribution of the program or any portion thereof could result in severe civil or criminal penalties.

All trademarks are the property of their respective owners.

Contents

Overview	1
Hotfix Release 1.2.14	2
New Features	2
Promote and Demote Paragraphs	2
Single-Click Addition of Articles and Paragraphs	2
Enhancements	2
Edit Article and Property Title	2
Software Issues Resolved	2
User Status upon Activation	2
Automated Product Type Properties	2
Removal of Paragraphs	3
User-Added Paragraphs in the Preview and Export	3
Autofill when Creating or Editing Projects	3
Hotfix Release 1.2.13	4
Software Issues Resolved	4
Missing Families in the Exported Project	4
X Button in Select Option Set Values	4
Long PR3 Subparagraph Numbering	4
Format of Manually Added BOD Product	4
Hotfix Release 1.2.12	5
Enhancements	5
Paragraph Alignment	5
Software Issues Resolved	5
Blank User Management Page	5
Supporting Documents for Select Families	5
Hotfix Release 1.2.11	6
Enhancements	6
Project Owner Parameter	6
Hotfix Release 1.2.10	7
Hotfix Release 1.2.9	8
Hotfix Release 1.2.8	9
Enhancements	9
LEED v4.1	9

Hotfix Release 1.2.7	10
New Features	10
Supporting Documents	10
Enhancements	10
Selected Products and Added to Project Label	10
Hotfix Release 1.2.6	11
Enhancements	11
Classifying Properties	11
Hotfix Release 1.2.5	12
Software Issues Resolved	12
Resizing the Project Overview Data Window	12
Hotfix Release 1.2.4	13
Hotfix Release 1.2.3	14
Enhancements	14
Linked Release Notes	14
Hotfix Release 1.2.2	15
Hotfix Release 1.2.1	16
Software Issues Resolved	16
Project Overview Page Load	16
Release 1.2.0	17
Enhancements	17
Specpoint Data in the Project Research Map	17
Hotfix Release 1.1.18	18
Software Issues Resolved	18
Preview and Export	18
Hotfix Release 1.1.17	19
Software Issues Resolved	19
Element Form Performance	19
Product Listing Window Results	19
Hotfix Release 1.1.16	20
Hotfix Release 1.1.15	21
Hotfix Release 1.1.14	22
Software Issues Resolved	22
Manufacturer Specified Filter	22
Missing Warning Message	22
Hotfix Release 1.1.13	23

Enhancements.....	23
Single Section Export.....	23
Software Issues Resolved	23
Arranging Paragraphs.....	23
Hotfix Release 1.1.12.....	24
New Features	24
Getting Started.....	24
Learning Resources Widget	24
Software Issues Resolved	24
Blank Notes Window.....	24
Product Listings Window	24
Hotfix Release 1.1.11.....	25
Software Issues Resolved	25
Inactive Paragraph Numbering	25
Hotfix Release 1.1.10.....	26
Hotfix Release 1.1.9.....	27
Enhancements.....	27
TYPE Column in the Design Progress Table	27
Property Title.....	27
Software Issues Resolved	27
Project Group Name	27
Hotfix Release 1.1.8.....	28
Enhancements.....	28
Additional Insert Manufacturer Options	28
Hotfix Release 1.1.7.....	29
Hotfix Release 1.1.6.....	30
Enhancements.....	30
Section Preview at the Product Type Level	30
Software Issues Resolved	30
Family and Product Type Content	30
Shared Properties Visibility	30
Blank Section Preview	30
Hotfix Release 1.1.5.....	31
Software Issues Resolved	31
Missing Added Paragraphs.....	31
Product Type Property Selection	31

Hotfix Release 1.1.4	32
Enhancements	32
Section Preview Performance	32
Software Issues Resolved	32
Product Type Contents	32
Paragraphs	32
Drawing Tags	32
Misplaced Top Menu	33
Hotfix Release 1.1.3	34
New Features	34
Release Notes Option on the Help Menu	34
Software Issues Resolved	34
Project Research Map	34
Switching Between Product Types	34
Lead-In Option in Manufacturer Paragraphs	34
Manufacturer Listing	35
Product Listing Details Pane – Photo and Video Carousel	35
Section Preview	35
Hotfix Release 1.1.2	36
Software Issues Resolved	36
Paragraphs	36
Hotfix Release 1.1.1	37
Software Issues Resolved	37
Articles and Paragraphs	37
Basis-of-Design (BOD) Products	37
Blank Section Preview	38
Appendix: For Additional Information	39
Deltek Support Center	39
Access Deltek Support Center	39
Available Documentation for this Release	40

Overview

Welcome to Deltek Specpoint Release Notes for A/E Firms (Release 1.1.1 through 1.2.14). These release notes are cumulative and contain a summary of the new features, enhancements, and resolved software issues for each release or hotfix.

Hotfix Release 1.2.14

Released: May 13, 2022


New Features


Promote and Demote Paragraphs

On the element form of the project workspace, you can now promote and demote user-added paragraphs to change the outline levels of custom content. The drag and drop feature for moving paragraphs now extends to converting parent paragraphs into subparagraphs and vice versa.

Single-Click Addition of Articles and Paragraphs

On the element form of the project workspace, you can now add a new article or paragraph with a single click.

For adding articles, the Add New Article dialog box no longer displays when you click  (add icon) on an article. Specpoint immediately creates a new article in which you can directly enter the article title.

For adding paragraphs, the Add dialog box no longer displays when you click  (add icon) on a paragraph. Specpoint immediately creates a new paragraph in which you can directly enter the property title/key, if desired, and the paragraph content. For adding subparagraphs, the demote feature is now available.

Enhancements

Edit Article and Property Title

On the element form of the project workspace, you can now edit the title of user-added articles. In addition, you can also edit or remove the property title/key of user-added paragraphs. These enhancements enable you to update your project content without needing to re-create and rearrange articles and paragraphs.

Software Issues Resolved

User Status upon Activation

Bug 1661533: In some cases, your user account status did not automatically change to Active after you activated your user account and logged in for the first time. This prevented administrators from adding you to projects as a team member.

Automated Product Type Properties

Bug 1662031: When you added a product listing into your project, Specpoint did not automatically add all the associated product type properties and their respective selections to your project.

Removal of Paragraphs

Bug 1662309: For select families, the project workspace displayed the following error after you attempted to remove a user-added paragraph:

`ContentItemOwnerId or ContentItemId is not a projectElement nor exists`

Examples of affected families are **230593: Testing, Adjusting, and Balancing for HVAC** and **013300: Submittal Procedures**.

User-Added Paragraphs in the Preview and Export

Bug 1662309: For select families to which you added a paragraph, the section preview displayed a blank window. In addition, the project files did not include the affected families when you exported the project.

Examples of affected families are **230593: Testing, Adjusting, and Balancing for HVAC** and **013300: Submittal Procedures**.

Autofill when Creating or Editing Projects

Bug 1663232: When you were creating a new project in the New Project Details pane, the browser autofill feature affected your entries in the available fields. You also experienced this issue when you edited project information in the Edit Project Details pane.

Hotfix Release 1.2.13

Released: May 6, 2022

Software Issues Resolved

Missing Families in the Exported Project

Bug 1663229: The exported project manual contained only a small subset of families from the entire content body that the project team specified.

X Button in Select Option Set Values

Bug 1663460: On the element form of the project workspace, the selected values/pills from the option sets of paragraphs did not contain the **X** button. You were unable to clear these selected values.

Long PR3 Subparagraph Numbering

Bug 1663076: On the element form of the project workspace, the numbering for the level 3 paragraphs displayed as “undefined” if the paragraphs exceeded “z”. For the numbering format “a, b, c...”, the numbering must shift to “aa, ab, ac...” after “z”.

Format of Manually Added BOD Product

Bug 1661840: In the section preview and exported files, manually entered values for the basis-of-design (BOD) product in BOD product paragraphs displayed in bold formatting and enclosed in angle brackets (<>). These entries must be in normal text without any brackets.

Hotfix Release 1.2.12

Released: April 25, 2022

Enhancements

Paragraph Alignment

In the section preview for families and product types, multiple paragraphs in the same level now include improved alignment. Previously, a level that exceeded nine paragraphs included spacing differences due to the multiple digits of the numbering.

Software Issues Resolved

Blank User Management Page

Bug 1663497: Specpoint displayed a blank page when an administrator attempted to open the User Management page from the user profile menu.

Supporting Documents for Select Families

Bug 1663507: From the project workspace, you were unable to load the supporting documents for families that have a family number that exceeds six digits.

Hotfix Release 1.2.11

Released: April 22, 2022

Enhancements

Project Owner Parameter

For projects, Specpoint now categorizes the Owner as an intelligent parameter rather than as part of the project's general information. This will enable you to automate specifications and generate reports when future features are released.

In the following locations, you can view the **Owner** field under Project Parameters instead of General Information:

- In the New Project Details pane on the Projects Home page
- In the Edit Project Details pane on the Project Overview page
- In the Details portion on the Project Overview page

In the New Project Details pane and the Edit Project Details pane, the **Owner** field is now a single-select drop-down field which enables administrators and authors to select or enter a new project owner.

In addition, the **Owner** field or column is now available in the following locations:

- In the View Project Details pane on the Projects Home page
- In the Project Parameters window in the Project Workspace
- On the Results tab of the Project Research Map as a table column (for your A/E firm's projects only)
- In the Project Overview Data window (for your A/E firm's projects only)

Hotfix Release 1.2.10

Released: April 20, 2022

This hotfix includes general maintenance and performance adjustments throughout the platform.

Hotfix Release 1.2.9

Released: April 20, 2022

This hotfix includes general maintenance and performance adjustments throughout the platform.

Hotfix Release 1.2.8

Released: April 20, 2022

Enhancements

LEED v4.1

The Sustainability project parameter now includes LEED v4.1. You can select **LEED v4.1** in the **Sustainability** field in the NEW PROJECT DETAILS pane and the EDIT PROJECT DETAILS pane when you add a new project or modify a project.

Hotfix Release 1.2.7

Released: April 8, 2022

New Features



Supporting Documents

Family and Product Type elements now include supporting documents. These resources provide professionals of any level with guidance, research, and coordination checklists to help you develop project information more effectively.

The element form of the project workspace now includes a **Supporting Documents** button for families and product types that are currently in your project. Click this button to open or download the available resource for the selected element.

Enhancements

Selected Products and Added to Project Label

On the project workspace action bar, the SELECTED PRODUCTS  and ADDED TO PROJECT  count now displays “items” as the label’s unit of measure regardless of count.

Hotfix Release 1.2.6

Released: April 1, 2022

Enhancements

Classifying Properties

Specpoint now classifies user-added properties as either shared or product type properties, depending on where users added these properties. If you are viewing a product type's content and you add properties, Specpoint will associate these properties to the product type, which will benefit coordination, reporting, and integration.

Hotfix Release 1.2.5

Released: March 31, 2022

Software Issues Resolved

Resizing the Project Overview Data Window

Bug 26176: When you resized the Project Overview Data window, the window became blank and you were no longer able to view its contents.

Hotfix Release 1.2.4

Released: March 28, 2022

This hotfix includes general maintenance and performance adjustments throughout the platform.

Hotfix Release 1.2.3

Released: March 25, 2022

Enhancements

Linked Release Notes

The **Release Notes** option on the help menu () now links to *Deltek Specpoint Release Notes for A/E Users* (this document). You can now click  » **Release Notes** to access information on the new features, enhancements, and resolved releases in Specpoint's hotfix releases.

To view the previous release notes, *Deltek Specpoint 1.0 Release Notes for A/E Users*, visit the [list of available documentation](#) for Specpoint in Deltek Software Manager.

Hotfix Release 1.2.2

Released: March 18, 2022

This hotfix includes general maintenance and performance adjustments throughout the platform.

Hotfix Release 1.2.1

Released: March 16, 2022

Software Issues Resolved

Project Overview Page Load

Bug 27504: The Project Overview page did not load the contents of select existing projects. When you, as an administrator or author, opened an existing project on the Project Overview page, you encountered the following error:

Error loading workspace progress.

Release 1.2.0

Released: March 11, 2022

Enhancements

[Specpoint Data in the Project Research Map](#)

The Project Research Map now displays performance requirements, product selections, product characteristics, and installation requirements for projects across the Specpoint community. You can now use this data to research and learn more effectively than ever before.

Hotfix Release 1.1.18

Released: March 4, 2022

Software Issues Resolved

Preview and Export

Bug 27389: You were unable to preview and export project contents for select projects. For exports, this issue applied to both exporting the entire project manual and exporting single sections from a family or a product type.

In some cases, the project manual export was executed, but the exported files did not include every element added to the project.

Hotfix Release 1.1.17

Released: March 1, 2022

Software Issues Resolved

Element Form Performance

Bug 25730: On the element form, you experienced slow load times when you performed actions on the content items of select families and product types, such as selecting an option from an option set of a paragraph and arranging articles and paragraphs. This issue mainly affected elements that have extensive content, such as the **Interior Painting** family.

Product Listing Window Results

Bug 26674: The Product Listings window (at the project level) did not display any product listings when you selected a product type property option within an added **Abuse-Resistant Gypsum Board** product type element, and then opened and viewed product listings for an added **Acoustical Panels** product type.

For a more detailed example, refer to the following steps:

1. In the project elements pane of the project workspace, you selected an added **Abuse-Resistant Gypsum Board** product type.
2. On the project workspace action bar, you clicked **View Products** to open the Product Listings window.

This window displayed product listing cards for the **Abuse-Resistant Gypsum Board** product type.

3. On the element form, you selected an option from an option set of a product type property paragraph.

For example, you selected **5/8 inch, Type X** for the **Core** product type property.

4. In the project elements pane, you selected an added **Acoustical Panels** product type.
5. In the Product Listings window, you viewed product listing cards for the **Acoustical Panels** product type.

This window should display product listing cards for the **Acoustical Panels** product type. Instead, it displayed a *No Results* message.

As a workaround, you needed to refresh/reload the Product Listings window.

Hotfix Release 1.1.16

Released: February 25, 2022

This hotfix includes general maintenance and performance adjustments throughout the platform.

Hotfix Release 1.1.15

Released: February 18, 2022

This hotfix includes general maintenance and performance adjustments throughout the platform.

Hotfix Release 1.1.14

Released: February 11, 2022

Software Issues Resolved

Manufacturer Specified Filter

Bug 26343: When you set the **Manufacturer Specified** filter to **No** and selected a manufacturer in the **Manufacturer** filter, the Project Research Map included incorrect search results. The search results included projects that have the selected manufacturer specified (**Manufacturer Specified** is set to **Yes**).

Missing Warning Message

Bug 26954: When you removed a project element from an active project, the project workspace displayed the Confirm Remove dialog box without the following warning message:

This action will permanently remove associations and properties from your project.

Hotfix Release 1.1.13

Released: February 4, 2022

Enhancements


Single Section Export

You can now individually export sections to share and work on section-specific content outside Specpoint.

In the project workspace, on the element form, the **Export** button is now available for added family and product type elements. Click the **Export** button to download the section content as both a PDF file and a DOCX file.

Software Issues Resolved

Arranging Paragraphs

Bug 26858: You encountered an error when you attempted to arrange paragraphs. On the element form for a family or a product type, after you dragged and dropped a paragraph by its  (grip icon) to the desired location, Specpoint displayed an error message.


Hotfix Release 1.1.12

Released: January 28, 2022

New Features

Getting Started

The Getting Started window is now available. Use this window to access available videos, webinars, and FAQs from Deltek University and learn about the main features of Specpoint.

On the help menu () , the **Get Started** option, which enables you to display the Getting Started window, is now available. This window displays upon login unless you manually hide it.

Learning Resources Widget

On the home dashboard, the Learning Resources widget is now available. You can use this widget to quickly access available resources, such as introductory information, training materials, product help, and FAQs.

This widget replaces the Deltek News widget.



Software Issues Resolved

Blank Notes Window

Bug 26373: When you opened the Notes window (by clicking **View** under Notes on the project workspace action bar) while the Product Listings window is open, the Notes window did not display any project notes or related data.

Product Listings Window

Bug 25964: When you removed a product type element from an active project and added the product type's associated basis-of-design (BOD) product to the project, you encountered the following issues in the Product Listings window:

- The product listing cards were incorrectly sorted.
- The BOD product indicated that it is still added to the project. The listing included an added to project icon () and a remove from project button ().

Hotfix Release 1.1.11

Released: January 21, 2022

Software Issues Resolved

Inactive Paragraph Numbering

Bug 25632: On the element form, inactive paragraphs did not relinquish their numbering to the succeeding active paragraph. The paragraph numbering continued to iterate for inactive paragraphs in the PR2 level and below.

Hotfix Release 1.1.10

Released: January 18, 2022

This hotfix includes general maintenance and performance adjustments throughout the platform.

Hotfix Release 1.1.9

Released: January 14, 2022

Enhancements

TYPE Column in the Design Progress Table

The Design Progress table on the Project Overview page now includes the TYPE column. Use this column to view the element type, such as Assembly, Family, and Product Type, of each entry as well as filter the table by element type. This is a multi-select filter that will allow you to focus on select elements within a project.

Property Title

This portion includes enhancements for property titles/keys of paragraphs.

Property Title Styling

On the element form in the project workspace, paragraphs now have property titles in a black font color.

Property Title Conversion

You can now add property titles to a content-only paragraph (no property title) by entering the property title and a colon (:) at the beginning of the paragraph value. This enables you to convert content-only paragraphs to product type property paragraphs.

Software Issues Resolved

Project Group Name

Bug 26204: As an administrator, you were unable to edit the names of project groups. When you attempted to edit the name of a project group, the Edit Project Group Name dialog box displayed the following message:

Project Group does not exist.

Hotfix Release 1.1.8

Released: January 10, 2022

Enhancements

Additional Insert Manufacturer Options

On the element form for families and product types, manufacturer paragraphs and basis-of-design (BOD) product paragraphs now have three insert manufacturer options (**[Insert Manufacturers Name]**). You can insert up to three custom manufacturers or product listings as recommended products (for manufacturer paragraphs) or comparable products (for BOD product paragraphs). This will allow you the ability to include manufacturers or products not currently in the scope of MasterSpec but exist as firm preferences or best practices for select conditions.

Hotfix Release 1.1.7

Released: January 4, 2022

This hotfix includes general maintenance and performance adjustments throughout the platform.

Hotfix Release 1.1.6

Released: December 21, 2021

Enhancements

Section Preview at the Product Type Level

The section preview is now available for product type elements. When you have an added or active product type open on the element form, you can now click the **Preview** button to open the Section Preview window and view the contents of the product type in a traditional section view.

Software Issues Resolved

Family and Product Type Content

Bug 26442: The element form in the project workspace did not display the content items for a number of family and product type elements. For families, the element form displayed the following message instead:

Family Template is not yet available.

Shared Properties Visibility

Bug 25920: For a number of product type elements, the element form displayed shared properties/paragraphs, shared sub-properties/paragraphs, and related content items even when the **Show Shared Properties** option is disabled.

Blank Section Preview

Bug 26178: When you navigated from the Project Overview page to the project workspace and opened the section preview, the Section Preview window displayed a blank page.

Hotfix Release 1.1.5

Released: December 17, 2021

Software Issues Resolved

Missing Added Paragraphs

Bug 26174: A number of family elements, such as **230593: Testing, Adjusting, and Balancing for HVAC**, did not save new paragraphs that you added through the element form in the project workspace.

Product Type Property Selection

Bug 26312: When you added a product listing to a project, Specpoint automatically selected incorrect options in associated product type property paragraphs within the associated product type element. These incorrect options pertain to unchecked/unselected product properties of the product listing.

Hotfix Release 1.1.4

Released: December 10, 2021

Enhancements

Section Preview Performance

The Section Preview window now has improved loading times.

Software Issues Resolved

Product Type Contents

Bug 25882: The element form in the project workspace did not display contents, such as articles and paragraphs, when you viewed active product type elements.

Paragraphs

This portion includes resolved software issues for paragraphs and special paragraphs.

Enter Contents for a New Paragraph

Bug 26147: When you added a new paragraph in a family or product type element, you were unable to continuously enter text for the paragraph content without first saving the family or product type element.

As a workaround, after adding a new paragraph and before entering the paragraph content, you needed to click a different area on the element form to save the new paragraph to the project element.

Insert Manufacturer Field

Bug 26002: You encountered an issue when entering text in the **[Insert Manufacturers Name]** option. The cursor moved to the end of the field value whenever you entered text or clicked the field. This issue applied to the insert options in the following content items:

- Manufacturer Option Set in Manufacturer Paragraphs
- Option Set for Comparable Products in Basis-of-Design (BOD) Product Paragraphs

Missing Custom Comparable Products

Bug 26181: Basis-of-design (BOD) product paragraphs did not save the custom manufacturers that you added to the option set for comparable products. Adding the respective BOD product through the Product Listing window triggered this issue.

Drawing Tags

This portion includes resolved software issues for drawing tags and annotations.

Drawing Tags for Reviewers

Bug 25500: When viewing active product type elements in the project workspace, reviewers were able to enter values in the **DRAWING TAG** field in the Project Properties pane.

Field Placeholder

Bug 25787: When you cleared the value of the **DRAWING TAG** field in the Project Properties pane of the project workspace, Specpoint did not repopulate the field with the following placeholder: **Insert drawing designation**.

Misplaced Top Menu

Bug 26177: The top menu briefly displayed in the following windows when you opened any of the windows from the project workspace:


- Notes window
- Product Listings window – project level

Hotfix Release 1.1.3

Released: December 3, 2021

New Features

Release Notes Option on the Help Menu

The Release Notes option is now available on the Help menu. You can click  » **Release Notes** to download and view the *Delttek Specpoint Release Notes for A/E Users*.

Software Issues Resolved

Project Research Map

This portion includes resolved software issues for the Project Research Map.

Project Filters

Bug 25581: You encountered issues in using the following project filters on the Project Research map:

- **Family**
- **Manufacturer Specified**
- **Manufacturer**

When you set these filter fields, these project filters did not apply to the project data on the Project Research Map. In addition, some values from the filter fields were not available, such as **085313: Vinyl Windows** in the **Family** field.

Project Overview Data Window UI

Bug 19002: When you resized the Project Overview Data window, a number of user interface elements overlapped with each other, such as the label and the border of the following fields:

- **Listed Manufacturer**
- **Manufacturer Specified**

Switching Between Product Types

Bug 26001: You encountered an issue whenever you quickly switched between product types without waiting for each product type's content to load on the element form. The project workspace displayed an error message and the element form stopped loading any content.

Lead-In Option in Manufacturer Paragraphs

Bug 25829: When you selected multiple manufacturers in a manufacturer paragraph, the manufacturer paragraph automatically selected the **(provide products by the following)** option from its lead-in option set. It should select the **(available manufacturers offering products that may be incorporated into the Work include, but are not limited to, the following)** option.

Manufacturer Listing

Bug 25820: The Product Listings window, which uses product type property filtering, included Manufacturer listings that were previously of type Premium MasterSpec, Premium, or Premium Proprietary and had assigned product type properties in the window's search results.

Product Listing Details Pane – Photo and Video Carousel

Bug 25986: In the Product Listing Details pane of the Product Listing page, the photo and video carousel exceeded its designated area and overlapped with the PROPERTIES and RESOURCES tab. This issue applied to product listings with more than six photos and/or videos.

Section Preview

Bug 25979: For families that start with “00”, the Section Preview window displayed the term “SECTION” instead of “DOCUMENT” for the title and end. For example:

Content	Section Preview (Incorrect)	Exported File (Correct)
Title	SECTION 000107 - SEALS PAGE	DOCUMENT 000107 - SEALS PAGE
End	END OF SECTION 000107	END OF DOCUMENT 000107

Hotfix Release 1.1.2

Released: November 19, 2021

Software Issues Resolved

Paragraphs

This portion includes resolved software issues for paragraphs.

Inactivation of Manufacturer and Basis-of-Design (BOD) Product Paragraphs

Bug 25860: You were unable to inactivate both the manufacturer paragraph and the basis-of-design (BOD) product paragraph at the same time.

Missing Baseline Paragraphs

Bug 26016: When you added paragraphs under articles on multiple element tabs (parts) of a given family or product type and refreshed the page, some of these articles did not retain their baseline paragraphs.

Removing the Last Paragraph

Bug 25981: When you removed the last paragraph from a user-created article, an unknown object remained under the article.

Error Message upon Paragraph Removal

Bug 25984: The project workspace displayed the following error message when you removed paragraphs from select families, product types, and articles:

ContentItemOwnerId or ContentItemId is not a projectElement nor exists

This issue applied to a number of families, such as **024116: Structure Demolition** and **230593: Testing, Adjusting, and Balancing for HVAC**.

Hotfix Release 1.1.1

Released: November 12, 2021

Software Issues Resolved

Articles and Paragraphs

This portion includes resolved software issues for articles and paragraphs within families and product types.

Saving Paragraphs

Bug 25980: Specpoint did not retain new paragraphs that you added under existing expanded articles when you added new articles to the same element tabs of a family or product type element. This issue required you to refresh the page to enable correct saving of paragraphs.

Paragraph Numbering Style

Bug 25985: The style of paragraph numbering was inconsistent throughout various articles, families, and product types. The numbering should adhere to the following style:

- A. First-level paragraph
 - 1. Second-level paragraph
 - a. Third-level paragraph
 - 1) Fourth-level paragraph
 - a) Fifth-level paragraph

Article and Paragraph Numbering Values

Bug 25994: When you arranged the order of articles or paragraphs within a family or product type, the numbering briefly displayed incorrect values. For example: 3.0, 3.1, 3.40, 3.41, and 3.42.


Basis-of-Design (BOD) Products

This portion includes resolved software issues for basis-of-design (BOD) products.

Manual Removal of BOD Products

Bug 25915: When you cleared or edited the existing BOD product in the insert option (**[Insert manufacturer's name; product name or designation]**) of the BOD product paragraph on the element form of the project workspace, Specpoint did not automatically remove a BOD product from the project.

As a workaround, you needed to perform the following steps:

1. In the project workspace, under PRODUCT SELECTION, click **View Products**.
2. In the Product Listings window, search for the BOD product.
3. On the product listing card, click  (trash icon).

Manual Removal of BOD Products from Unadded Product Types

Bug 25951: You encountered an issue in the Product Listings window when you removed a BOD product from an unadded product type element. Refer to the following steps:

1. In the Product Listings window, you added a BOD product to a project by clicking the **BOD** button on its product listing card for a product type that is not in the project.
2. In the project workspace, on the element form, you cleared or edited the BOD product from the insert option (**[Insert manufacturer's name; product name or designation]**) of the basis-of-design (BOD) product paragraph.
3. You opened the Product Listings window.

Blank Section Preview

Bug 25990: When you updated the project properties of a family or product type in the project workspace, the Section Preview displayed a blank page.

Appendix: For Additional Information

Deltek Support Center

The Deltek Support Center is a support Web site for Deltek customers who purchase an Ongoing Support Plan (OSP).

The following are some of the many options that the Deltek Support Center provides:

- Search for product documentation, such as release notes, install guides, technical information, online help topics, and white papers
- Ask questions, exchange ideas, and share knowledge with other Deltek customers through the Deltek Support Center Community
- Access Cloud-specific documents and forums
- Download the latest versions of your Deltek products
- Search Deltek's knowledge base
- Submit a support case and check on its progress
- Transfer requested files to a Customer Care analyst
- Subscribe to Deltek communications about your products and services
- Receive alerts of new Deltek releases and hot fixes
- Initiate a Chat to submit a question to a Customer Care analyst online

Attention: For more information regarding Deltek Support Center, refer to the online help available from the Web site.

Access Deltek Support Center

To access the Deltek Support Center:

1. Go to <https://deltek.custhelp.com>.
2. Enter your Deltek Support Center **Username** and **Password**.
3. Click **Login**.

Note: If you forget your username or password, you can click the **Need Help?** button on the login screen for help.

Available Documentation for this Release

The following table lists the Deltek documentation available for this release. Except where noted, all the user guides and quick reference guides listed in this table are available for download from the Deltek Support Center.

Document Name	Description
Deltek Specpoint 1.0 Release Notes for A/E Users	These release notes contain a summary of the key features for the first release of Specpoint.
Deltek Specpoint Help for A/E Users	This guide contains descriptions of and procedural information about features included in Specpoint. You can access this guide from Specpoint's help menu.
Deltek Specpoint SaaS Administrator Guide	This guide contains descriptions of and procedural information about features that are available for administrators who are responsible for the initial activation and ongoing management of Specpoint.



About Deltek

Better software means better projects. Deltek delivers software and information solutions that enable superior levels of project intelligence, management and collaboration. Our industry-focused expertise makes your projects successful and helps you achieve performance that maximizes productivity and revenue. www.deltek.com