




**Deltek**

# Deltek Touch 3.4.2

App Release Notes

**May 18, 2020**



---

While Deltek has attempted to verify that the information in this document is accurate and complete, some typographical or technical errors may exist. The recipient of this document is solely responsible for all decisions relating to or use of the information provided herein.

The information contained in this publication is effective as of the publication date below and is subject to change without notice.

This publication contains proprietary information that is protected by copyright. All rights are reserved. No part of this document may be reproduced or transmitted in any form or by any means, electronic or mechanical, or translated into another language, without the prior written consent of Deltek, Inc.

This edition published May 2020.

© Deltek, Inc.

Deltek's software is also protected by copyright law and constitutes valuable confidential and proprietary information of Deltek, Inc. and its licensors. The Deltek software, and all related documentation, is provided for use only in accordance with the terms of the license agreement. Unauthorized reproduction or distribution of the program or any portion thereof could result in severe civil or criminal penalties.

All trademarks are the property of their respective owners.

---

# Contents

Overview .....	1
Pre-Installation Information .....	2
Supported Versions .....	2
Mobile Operating Systems .....	2
Maconomy .....	2
Touch Backend .....	2
De-Supported Versions .....	3
Technical Considerations .....	3
System Numbers Are Now strings .....	3
Touch 2.3 Backend and SSO Login .....	3
Re-enter URL and Login .....	4
Azure Migration to OpenID .....	4
Translations .....	4
Compatibility Mode Definitions .....	4
Touch App Version 3.4.2 — May 18, 2020 .....	6
Enhancements .....	6
Software Issues Resolved .....	6
Google Analytics Blocked in Touch Android Due to SSL .....	6
Limited Vendor Search Results Display on the Purchase Order Screen .....	6
User Settings are Nonfunctional on Your Next Log In .....	6
Error on First Log In Attempt When Toggling the Domain Login off and Using Maconomy Credentials .....	6
Error on Your Next Log In Using Biometric Authentication .....	6
Error on First Log in Attempt Using Maconomy Credentials in Touch While the Workspace Client Is Set up to Use the Domain Login .....	7
Error When Logging in Using OneLogin Credentials .....	7
Daily Timesheet Screen Not Displaying Properly After Navigating From the Summary Screen .....	7
Blank Date Field on the Timesheet Line Approvals Screen .....	7
Touch App Version 3.4.1 — January 24, 2020 .....	8
Enhancements .....	8
Software Issues Resolved .....	8
Receipt Names with Special Characters Not Displaying Properly in REST .....	8
No Rejection Remark in Workspace Client for a Rejected Vendor Invoice in Touch .....	8
Touch App Version 3.4 — November 22, 2019 .....	9

Enhancements.....	9
App Enhancements.....	9
Maconomy Enhancements .....	9
Software Issues Resolved .....	14
Incorrect Authentication App Displayed After Tapping the Two-Factor (2FA) Authentication App Link .....	14
Error When Logging On to Touch After Changing Your Azure Password.....	14
Stuck on the PIN Screen After Changing Your Azure Password .....	14
Could Not Save an Exchange Rate Value with More than Two Decimals .....	15
Google Maps App Home Page Displayed Instead of the Distance Panel When Tapping Map .....	16
Unable to Log On to Touch Using OneLogin Authentication.....	16
Unable to Log On to Touch on a Linux System.....	16
Cancel and Delete Options on the Timesheet Screen Not Displaying Properly When You Swiped to Delete a Timesheet Line .....	17
Certain Screens Not Displaying Properly When the Keyboard Opened .....	17
No Cancel or Back Button on the Preview Screen for Images Opened from Gallery .....	17
Pinch-to-Zoom Functionality Not Working .....	18
Unable to Delete Attachment in a Submitted Expense Sheet .....	18
Three Decimals in the Error Message for a Submitted Timesheet with Registered Hours Less Than the Required Fixed Hours .....	18
Unable to Select Your Preferred Day After Tapping Next Using the Day Carousel .....	19
Unable to Enter Exchange Rate Value with More Than Two Decimals .....	19
Touch App Version 3.3 — September 20, 2019 .....	20
Enhancements.....	20
App Enhancements.....	20
Maconomy Enhancements .....	20
Software Issues Resolved .....	21
Could Not Approve or Reject Correct Vendor Invoice Lines .....	21
Could Not Approve or Reject Correct Purchase Order Lines .....	22
Could Not Tap the Next or Previous Button or Swipe to Left or Right on the Vendor Invoice Screen .....	22
Could Not Save a Task for a Timesheet Line Using a Favorite .....	22
Unnecessary Blank Rectangles in Touch Screens.....	23
No Cancel Option Displayed When Deleting a Timesheet Line in Portrait Mode .....	23
Touch App Version 3.2.1 — June 14, 2019 .....	24
Enhancements.....	24
Software Issues Resolved .....	24
Could Not Select Desired Day in the Day Carousel .....	24

---

User Interface Issues in iPhone X and XS.....	24
Touch App Version 3.2 — May 22, 2019 .....	25
Enhancements.....	25
App Enhancements.....	25
Upgrade Enhancements .....	25
Software Issues Resolved .....	27
Fully Approved Status Instead of Submitted for Submitted Timesheets with 0 Hours in Timesheet Lines.....	27
Stuck on Blue Screen When Network Connection Failed .....	27
Fully Approved Status Instead of Submitted for a Submitted Timesheet with Approved Timesheet Lines.....	27
Option List in Expense Justification Not Supported.....	28
Touch Session Issue Caused by MScript EXE Files with Different SessionLifeTime Settings .....	28
No Data on Timesheet Screen if Maconomy was on Maintenance Mode.....	29
Back Button Not Working on the Invoice Allocation Approval Screen Not Working.....	29
Duplicate Items on the Expense Line Approval Screen .....	29
Incorrect Timesheet Status on the Weeks Screen .....	29
Redirected to the Login Screen Instead of Biometric Authentication on Your Next Login .....	30
Redirected to the URL Screen Instead of Biometric Authentication on Your Next Login.....	30
Incorrect Date on the Timesheet Line Screen .....	30
Poor Quality Image on Android.....	30
Touch App Version 3.1.1 — December 21, 2018 .....	31
Enhancements.....	31
Software Issues Resolved .....	31
Touch App Version 3.1 — November 30, 2018 .....	32
Enhancements.....	32
Support for Standard Option List Fields in REST .....	32
Warning Message on De-Supported Backend .....	32
Option to Hide Maconomy Login in a Single Sign-On (SSO) Environment.....	32
Required Fields Attribute .....	33
Software Issues Resolved .....	33
Incorrect Rounding Off Exchange Rate Value to the Nearest Hundredths .....	33
Missing Vertical Divider in the Time Picker.....	33
Misaligned ON/OFF Toggle Switches.....	33
Values Did Not Revert When Save Was Cancelled .....	34
Delay in Locking In Hour Value in the Time Picker After Relogin .....	34

---

---

Touch App Version 3.0.1 — October 15, 2018 .....	35
Enhancements .....	35
Software Issues Resolved .....	35
Display Issue with Time Picker .....	35
Touch App Version 3.0 — September 28, 2018 .....	36
Enhancements .....	36
UI Enhancements .....	36
Performance .....	38
Migration from Sencha to EXT JS .....	38
Security Enhancements .....	38
Software Issues Resolved .....	38
Touch App Froze When You Updated Password .....	38
My Jobs Includes Blocked Jobs .....	38
Incorrect Decimal Separator in Allowance Requests .....	38
Comma Decimal Separator Does Not Display on Fields .....	39
Unable to Save Task and Activity from Favorite if Using Special Characters .....	39
Issues When Employee Number Uses # .....	39
Unable to Save Empty Value in Custom Lookup Field on the Time Sheet Line .....	39
Incorrect Error Message When Saving Time Sheet Line from Favorites .....	40
Users Unable to Login Using SSO After Changing the Domain Password .....	41
Touch App Version 2.3.2 — June 25, 2018 .....	42
Enhancements .....	42
Software Issues Resolved .....	42
Timesheet Period Locked When Logging On Again to Deltek Touch .....	42
Could Not Save Decimal Value with a Comma Separator .....	42
Touch App Version 2.3.1 — March 2, 2018 .....	43
Enhancements .....	43
Software Issues Resolved .....	43
Untitled Screen with the Use Photo Option Displayed Twice .....	43
Activity Field Not Populated Automatically When Selecting a Task with a Derived Activity .....	43
Confirmation Message Still Displayed Even After You Saved .....	43
Could Not Change Values in the Quantity and Unit Price Fields Without Tapping Clear .....	43
Incorrect Message When Submitting a Daily Timesheet .....	44
Incorrect Rounding of Total Hours Registered .....	44
Could Not Access Touch in German, Spanish, or Portuguese Language .....	44
Could Not Edit Amount Fields Without Using the Clear Button .....	44

---

---

Known Issues .....	45
Error When Selecting a Favorite with a Slash in its Name .....	45
Inconsistent Values in the Approval Counter and Actual Count of Items for Approval .....	45
Cannot Log On to Touch using Maconomy 2.5 on OEL and Apache 2.4.6 .....	45
Cannot Save a Receipt Attachment with 500 KB or Large File Size .....	46
Cannot Log On to Deltek Touch When a Week Calendar is Missing .....	46
Slow Process of Submitting Expense Sheets with 50 Lines.....	46
Appendix: For Additional Information.....	47
Deltek Support Center .....	47
Access Deltek Support Center.....	47
Available Documentation for this Release.....	48

## Overview

Welcome to Deltek Touch for Maconomy Release Notes. These release notes contain a summary of the following for the Deltek Touch 3.4.2 release.

- Pre-Installation Information
- Enhancements
- Software Issues Resolved
- Known Issues

**Notes:** The official name of the application is *Deltek Touch for Maconomy*. This document only uses it at first mention. The succeeding instances of the application name display *Deltek Touch*. In addition, the application name in *Apple App Store* and *Google Play* displays *Deltek Touch for Maconomy*.

This document has been updated to cover critical defect fixes, particularly the one related to receipt names with special characters.



## Pre-Installation Information

Before you begin the installation of Deltek Touch for Maconomy, it is important to understand the information discussed in this section.

- Deltek Touch consists of a Touch Server and an app. The Touch Server must be available as part of the Maconomy installation in order for users to use Touch.
- You can download the Touch app from the Apple App Store and Google Play.
- You must use the latest version of Maconomy, the Touch Server, and the Touch app to benefit from the full functionality in Touch. See the Touch section in the Deltek Maconomy Release Notes for a detailed description of the new Touch functionality.

## Supported Versions

### Mobile Operating Systems

Deltek Touch supports mobile devices that run on Apple iOS 12.0 (or higher) and Android 7.0 (or higher).

### Maconomy

Deltek Touch can be run only on Maconomy 2.2 (or higher), Maconomy 2.3 GA (or higher), Maconomy 2.4 GA (or higher), or Maconomy 2.5.

**Note:** The app will run in fully compatible mode only if you have Maconomy 2.5. On all other Maconomy versions, the app will run in partially compatible mode. To check if your version is still supported, tap **Settings » About** in the app.

- Maconomy X1, 2.0, 2.1 and 2.2 are in sustaining support mode. This means that Deltek no longer delivers enhancements or hot fixes for these versions.
- Starting with Touch 3.2, Maconomy 2.0 is no longer supported. Although the Touch app is still available for Maconomy 2.0 users, Deltek no longer guarantees that the app can run against Maconomy 2.0. If you are on Maconomy 2.0, Deltek recommends that you do not upgrade the app.
- Starting December 2019, Deltek no longer guarantees that the app can run against Maconomy X1.
- Starting March 2020, Deltek will no longer guarantee that the app can run against Maconomy 2.1.


### Touch Backend

- Starting with Touch 3.0, Touch is part of a specific Maconomy release. As a result, the Touch backend software (including the Touch Installer and Touch FPU) is available only for specific Maconomy releases.
- Touch backend 3.4.1 is available only for Maconomy 2.5. On all other Maconomy versions, Deltek Touch runs in partially compatible mode.
- Deltek Touch supports Touch backend 2.2 (or higher).

**Note:** Starting December 2019, however, Deltek no longer guarantees that the app can run against Touch backend 2.2. To check if your version is still supported, tap **Settings » About** in the app.

## De-Supported Versions

This release no longer supports iOS11 and Windows Server 2008.

**Note:** To see if your version is no longer supported, tap  » **Settings » About**.

## Technical Considerations

*The following considerations were added in 3.4:*

### System Numbers Are Now strings

If you have Touch extensions involving Maconomy system numbers, you may need to update your extension to take into account that system numbers are now string values instead of integer values.

**Attention:** For more information, see [String Object Type for System Numbers](#) enhancement in this document.

*There were no new technical considerations for 3.2 and 3.3.*

*The following considerations were added in 3.1:*

### Touch 2.3 Backend and SSO Login

*This section only applies to users who are on Maconomy 2.2, 2.3, or 2.4 (or higher) and have a Touch 2.3 backend (or higher).*

If you are using SSO (Kerberos or Azure) login in Touch and you upgrade the app, the option to log on using Maconomy credentials (Domain/Azure login toggle) no longer displays on the **Login** screen. If you want to get this functionality back, your technical consultant needs to change the **AllowMaconomyLoginWhenUsingExternalCredentials** server setting from **false** to **true**.

*These considerations were added in 3.0:*

## Re-enter URL and Login

Upon installing Touch 3.0, users will be directed to the Touch URL screen (instead of PIN screen) where they must re-enter URL and login credentials / password and set up a PIN. Settings must be restored in the Settings screen.

**Note:** System owners / admins must alert users of this change which take place immediately upon upgrade and provide users with the URL.

## Azure Migration to OpenID

For Touch 3.0 and onward, customers who want to use Azure SSO and 2FA with Touch must migrate from oAuth protocol to OpenID.

**Attention:** For more information, see the *Deltek Maconomy Azure OpenID Setup Guide* for details.

<https://dsm.deltek.com/documentationlists/DeltekMaconomy226GA.html>

## Translations

Deltek Touch is available in several languages (English, Danish, Swedish, Norwegian, Dutch, French, German, Italian, Spanish, Simplified Chinese, and Portuguese).

**Attention:** For more information about the installation requirements, see the *Deltek Touch for Maconomy Technical Installation Guide*.

## Compatibility Mode Definitions

Compatibility Mode	Description
<b>Fully Compatible</b>	You must be on the latest Touch Android application, iOS application, Windows Phone application, Web application, Touch Server, and API. All features and functions in the application are available to you.
<b>Partially Compatible</b>	At least one of the components (Touch Server) is an older version. Some features of the application are hidden and not available to you.
<b>Browser Compatible</b>	At least one of the components (Touch Server) is an older version. The current application does not work with the Touch Server or API, but you can still use the application through the mobile browser.  If you are using the browser version of Deltek Touch, not all functionality will be available and you should expect considerably

Compatibility Mode	Description
	slower performance of loading of the application when accessing from browser.
<b>Incompatible</b>	There are some combinations of API and Touch Server that make it impossible to even use the browser version to run the application.

**Notes:** Touch 3.4.2 runs in fully-compatible mode on Maconomy 2.5. On all other supported Maconomy versions, Touch 3.4.2 runs in partially-compatible mode.

## Touch App Version 3.4.2 — May 18, 2020

**Mobile Operating System:** Apple iOS 12.0 (or higher) and Android 7 (or higher)

### Enhancements

*There are no enhancements for this release.*

### Software Issues Resolved

#### Google Analytics Blocked in Touch Android Due to SSL

**Deltek Tracking: 1244114**

Touch requires all communication to operate with an SSL certificate. Previously, the Google Analytics is blocked in the Touch Android version 3.5 due to a clear text call. This error is corrected.

#### Limited Vendor Search Results Display on the Purchase Order Screen

**Deltek Tracking: 1246598**

When previously searching for vendors using the **Search** field on the **Purchase Order** screen, only the first 30 records appear in the search results. The **More...** button also does not display additional vendor records. The issues were reported in the Touch app 3.3 and later versions. These errors are corrected.

#### User Settings are Nonfunctional on Your Next Log In

**Deltek Tracking: 1247219**

The user settings are nonfunctional in the Touch app versions 3.4 and 3.4.1 when you toggle on the **Use Week Numbers** button on the **Settings** screen, log off, and log in using biometric authentication. The settings are either toggled off or blank on your next log in. This error is corrected.

#### Error on First Log In Attempt When Toggling the Domain Login off and Using Maconomy Credentials

**Deltek Tracking: 1261548**

On the **Login** screen of the Touch app version 3.4.1, an error message appears when you toggle the domain login off, and you log in using Maconomy credentials instead of the domain credentials. You cannot proceed to biometric authentication or the **PIN** screen, but can log in on your second attempt. This error is corrected.

#### Error on Your Next Log In Using Biometric Authentication

**Deltek Tracking: 1261558**

When you previously log in the Touch app version 3.4.1 using Maconomy credentials instead of the domain credentials, and biometric authentication twice, the "Domain Login Failed" error message appears. On your next log in, you cannot proceed to the **Timesheet** screen. This error is corrected.

## Error on First Log in Attempt Using Maconomy Credentials in Touch While the Workspace Client Is Set up to Use the Domain Login

### Deltek Tracking: 1261584

In the Workspace Client you can set up different authentications including the domain login, which you can use to log in automatically through your network. You can also set up the authentications in Touch, however, you can override the initial setup. When the Workspace Client is set up to use the domain login while Touch is set up to use the Maconomy credentials, an error message previously appears on the first login attempt in Touch using the Maconomy credentials. This error is corrected.

## Error When Logging in Using OneLogin Credentials

### Deltek Tracking: 1265066

On the **Login** screen of the Touch app version 3.4.1, the “Domain Login Failed” error message previously appears when you toggle the OneLogin on, and log in using the OneLogin credentials. This error is corrected.

## Daily Timesheet Screen Not Displaying Properly After Navigating From the Summary Screen

### Deltek Tracking: 1284802

When previously navigating from the Daily Timesheet to the **Summary** screen then back, the **Daily Timesheet** screen does not initially display. Only after navigating a second time from the Summary to the **Daily Timesheet** screen will the latter display properly. This error is corrected.

## Blank Date Field on the Timesheet Line Approvals Screen

### Deltek Tracking: 1286040

Previously, the **Date** field is blank under certain circumstances when you select, and view a pending timesheet line on the **Timesheet Line Approvals** screen. This error is corrected.

## Touch App Version 3.4.1 – January 24, 2020

**Mobile Operating System:** Apple iOS 12.0 (or higher) and Android 7 (or higher)

### Enhancements

*There are no enhancements for this release.*

### Software Issues Resolved

#### Receipt Names with Special Characters Not Displaying Properly in REST

**Deltek Tracking:** 1144092

**Description:** If you attached a receipt to a new or an existing expense sheet and you tried to use any special character (for example, in Swedish or Chinese) in the **Receipt Name** field, Touch and/or Workspace Client would not display the receipt name properly.

**Customers Impacted:** This defect affected all Deltek Touch for Maconomy users who were using REST Web services.

**Workaround Before Fix:** Do not use special characters in the receipt name.

**Additional Notes:** This fix requires that you update your Touch application to version 3.4.1 (or higher). It also requires Maconomy 2.4.6 or higher.

#### No Rejection Remark in Workspace Client for a Rejected Vendor Invoice in Touch

**Deltek Tracking:** 1227241

**Description:** If you tapped **Reject** and entered a rejection remark on the **Vendor Invoice** screen in Touch, the said rejection remark would not display in the corresponding **Remarks** column for the vendor invoice in the Approval Objects workspace in Workspace Client.

**Customers Impacted:** This defect affected Deltek Touch for Maconomy 3.2 or higher users.

**Workaround Before Fix:** None.

**Additional Notes:** None.

# Touch App Version 3.4 – November 22, 2019

**Mobile Operating System:** Apple iOS 12.0 (or higher) and Android 7 (or higher)

## Enhancements

### App Enhancements

The following enhancement will be available when you only upgrade the Touch app to 3.4:

Updated Icon in the App Store

#### **Deltek Tracking: 1209758**

The color of the Touch iOS application icon that displays in the Apple App Store has been updated to use dark lavender. In the previous release, the icon used blue, which was similar to that of the other Deltek mobile applications.

**Note:** The icon color (blue) for Android remains the same.

### Maconomy Enhancements

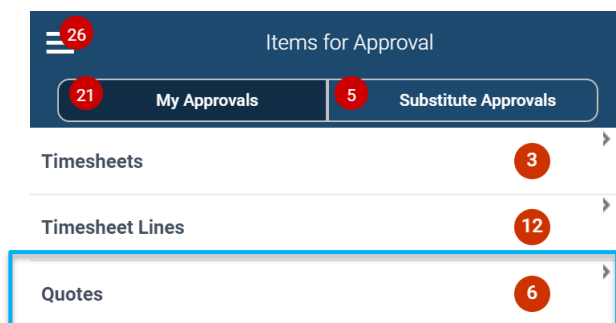
The following enhancements will be available when you upgrade the Touch app to 3.4 and your Maconomy installation to 2.5:

Support for Quote Approval

#### **Deltek Tracking: 1075354**

Touch now supports approval of job quotes.

When the **Approvals** toggle switch is set to **On** on the **Settings** screen and there are job quotes that you need to approve, the **Items for Approvals** screen includes **Quotes** in the list with the corresponding counter. If substitute approval is enabled, the Substitute Approvals tab on **Items for Approval** also includes **Quotes** in the list.



**Attention:** For more details about the entire feature, see the Deltek Touch for Maconomy User Guide.



## Quotes Approval Screen

This new screen displays the list of quotes awaiting approval. Each quote displays job quote information, such as the customer name, job name, job number, currency, quotes total, and status.

Quotes Approval	
Standard debtor Touch - T&st Job Quote ^ - #03	DKK 9327.04 Submitted
Standard debtor Emp Type - T&st J*b %uote - #08	DKK 2015.10 Submitted
Standard debtor Touch - Test job quote 101 - #101	DKK 0.00 Submitted

To access this screen, tap **Quotes** on the **Items for Approval** screen.

## Quote Screen

This screen displays a job quote and allows you to approve or reject it. It displays all the details included on the **Quotes Approval** screen plus the **Quotes Print** option, which lets you open the Quote PDF when you tap it.

Quote	
Touch - Test job quote 101 - Standard debtor	
Standard debtor Touch - Test job quote 101 - #101	DKK 0.00 Submitted
	Quote Print
Test	DKK - 0.00

To access this screen, tap a quote on the **Quotes Approval** screen.

## Quote Line

This screen displays job quote line details, such as description, quantity, billing price, billing price total, tax code, subtotal, total price.

←
Quote Line

Touch - Test job quote 101 - #101
DKK 0.00

Description
Test >

Quantity
5

Billing Price
0

Billing Price Total
0

Tax Code
25%

Subtotal
☐ Off

Total Price Only
☐ Off

Text 1
>

Text 2
>

To access this screen, tap a line on the **Quote** screen.

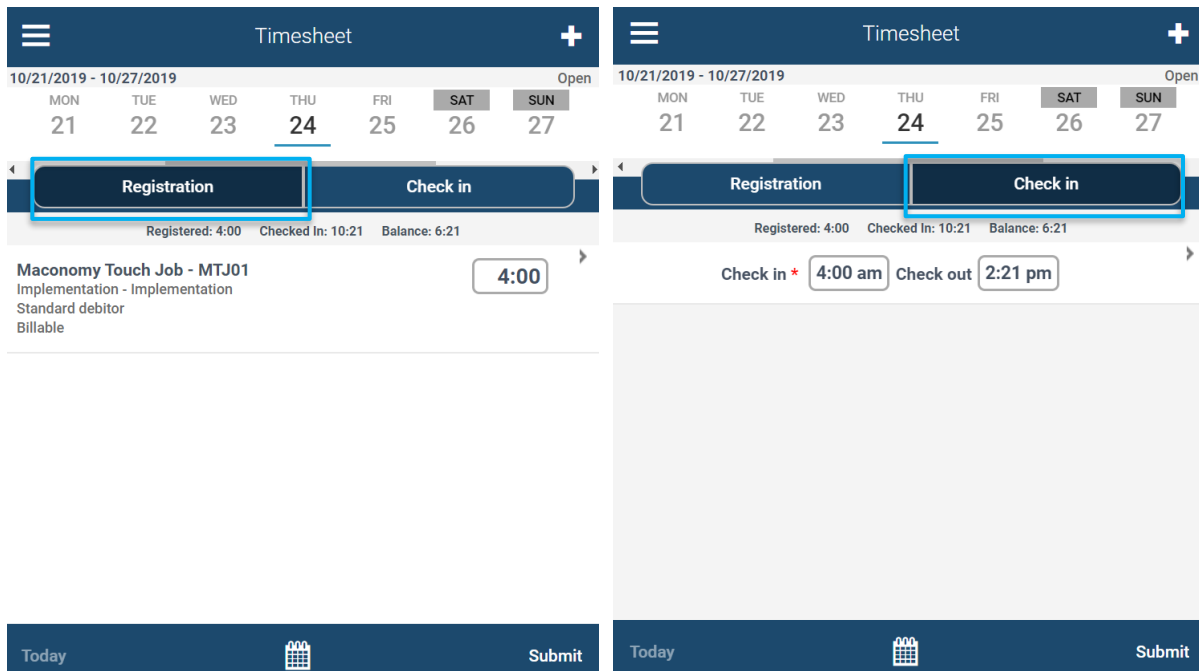
## Support for Time Entry Check In and Check Out Multiple Times per Day

### Deltek Tracking: 1074882

You can now register and update time check-in and check-out entries several times per day on the **Timesheet** screen. This is useful, for example, when you have urgent personal appointment or breaks within your working day. You can only use this feature, however, if the **Check-In** field for you on the Employees tab in Maconomy core is enabled.

## Registration and Check in Tabs on Timesheet

When the check-in feature is enabled for a given period, the **Timesheet** screen displays two tabs:



- The Registration tab displays the timesheet lines and time registered on these lines on the given day.
- The Check in tab displays the check in periods on the given day. If there are no check in periods tab only displays one line with empty **Check In** and **Check Out** fields. Tapping each field displays the time picker below the screen.

## Check In Screen

If you want to add more details for each checkin entry, you can tap the arrow for each entry to access this screen.

<

Check in

Done

Thursday 10/24/2019

Hours Worked: 10:21

Check In *	4:00 am	>
Check out	2:21 pm	>
Remark		>

Delete

## Updated Summary Screen

When the check in feature is enabled, the Day tab displays the new **Check In** column, renamed **Registered** column (previously called **Hours**), and renamed **Total Registered** (previously called **Total**) and new **Total Checked In** fields. The same changes reflect on the Job tab, except for the **Check In** column.

Summary			Submit
Week 43 10/21/2019 - 10/27/2019		Total Registered: 25:00 Total Checked in: 28:38 Open	
Date	Check in	Register	
10/21/2019 - Monday	0:19	8:00	➤
10/22/2019 - Tuesday	2:49	4:00	➤
10/23/2019 - Wednesday	10:00	8:00	➤
10/24/2019 - Thursday	10:21	4:00	➤
10/25/2019 - Friday	5:04	1:00	➤
10/26/2019 - Saturday			➤
10/27/2019 - Sunday	0:05		➤

### Updated Approval Screen

The changes to the **Summary** screen have also been applied to the **Timesheet** screen on **Approvals**.

**Attention:** For more details on check in and check out, see the [Deltek Touch for Maconomy User Guide](#).

### String Object Type for System Numbers

#### Deltek Tracking: 1189200

The object type for system numbers has been changed to String from Integer to support a higher range of system numbers, on which many Maconomy fields are based. If you are using extensions, this update affects several screens in Touch, such as **Purchase Orders**, **Expense Sheets**, **Vendor Invoices**, and **Draft Invoices**, among others.

If you have Touch extensions (especially based on the MScript Web service) that involve any of the following fields, you need to review your extension to make sure it is not affected by these fields (which now include string values instead of integer values):

- PurchaseOrderNumber used on purchase orders, purchase order lines, expense sheet lines, mileage sheet lines, time sheet lines, vendor invoice, invoice allocation lines
- ExpenseSheetNumber used on expense sheets, expense sheet lines, mileage sheets, mileage sheet lines
- JournalNumber used on vendor invoice and invoice allocation line
- InvoiceNumber used on draft invoices

This enhancement is relevant when using the said fields in conditions.

## Software Issues Resolved

### [Incorrect Authentication App Displayed After Tapping the Two-Factor \(2FA\) Authentication App Link](#)

**Deltek Tracking:** 1192429

**Description:** If you tapped the two-factor authentication app hyperlink, Touch would select a different authentication app from the one you selected during enrollment. This issue happened when you try to log on again after the bypass period.

**Customers Impacted:** This defect affected Deltek Touch for Maconomy users who were using 2FA authentication and had multiple authentication apps installed on the mobile device.

**Workaround Before Fix:** Take the following actions:

1. Close the authentication app from the link.
2. Open the one you selected upon enrollment.
3. In your selected app, generate a code manually.

**Additional Notes:** If the 2FA authentication has been configured to allow bypass, you only need to enter your PIN or use your finger print to log on again during the bypass period. When the bypass period lapses, Touch prompts you for your 2FA One-Time Password (OTP) again.

### [Error When Logging On to Touch After Changing Your Azure Password](#)

**Deltek Tracking:** 1216149

**Description:** If you updated your Azure password and tried to log on to Touch again, an error message would display.

**Customers Impacted:** This defect affected Deltek Touch for Maconomy users who were using the Azure authentication.

**Workaround Before Fix:** After your first attempt, log on to Touch again.

**Additional Notes:** None.

### [Stuck on the PIN Screen After Changing Your Azure Password](#)

**Deltek Tracking:** 1216141

**Description:** After your Azure password had been updated and the Azure page closed, you would be stuck on the Touch PIN screen without any error message.

**Customers Impacted:** This defect affected Deltek Touch for Maconomy users who were using Azure authentication.

**Workaround Before Fix:** Take the following actions:

1. On the PIN screen, tap **Change User**.
2. Reconnect, and accept all terms.
3. Log on again.

**Additional Notes:** None.

## Could Not Save an Exchange Rate Value with More than Two Decimals

**Deltek Tracking:** 1206864

**Description:** If you tried to enter a value with more than two decimals in the **Exchange Rate** field on the **Expense Sheet Line** screen, Touch would not accept and save it.

**Customers Impacted:** This defect affected Deltek Touch 3.1 for Maconomy 2.4.3 users.

**Workaround Before Fix:** None.

**Additional Notes:** Touch should allow you to enter and save an **Exchange Rate** value with a maximum of nine decimals, regardless if the decimal separate is comma (,) or period (.).

## Google Maps App Home Page Displayed Instead of the Distance Panel When Tapping Map

**Deltek Tracking: 1206590**

**Description:** If you tapped **Map** on the **Mileage Sheet Line** screen, the Google Maps app home page would display instead of the Google Maps app page with the distance panel that displayed the auto-populated **To** and **From** fields.

**Customers Impacted:** This defect affected Deltek Touch for Maconomy users who selected the Google Maps app as default when opening maps.

**Workaround Before Fix:** None.

**Additional Notes:** None.

## Unable to Log On to Touch Using OneLogin Authentication

**Deltek Tracking: 1205720**

**Description:** If you tried to log on to the Touch native application using the OneLogin authentication, you would be able enter your credentials on the OneLogin authentication screen, but you would still not be able to log on to Touch.

**Customers Impacted:** This defect affected Deltek Touch for Maconomy users who were using the OneLogin authentication.

**Workaround Before Fix:** None.

**Additional Notes:** None.

## Unable to Log On to Touch on a Linux System

**Deltek Tracking: 1194115**

**Description:** If you tried to log on to Touch, nothing would happen.

**Customers Impacted:** This defect affected Deltek Touch for Maconomy users who were using a Linux system.

**Workaround Before Fix:** Your technical consultant can customize the LayoutList.Mscript.I file to correct a syntax error.

**Additional Notes:** None.

## Cancel and Delete Options on the Timesheet Screen Not Displaying Properly When You Swiped to Delete a Timesheet Line

**Deltek Tracking:** 1181854

**Description:** If you swiped across a timesheet line and tapped **Delete** on the **Timesheet** screen, the portion that displayed the delete and cancel options at the bottom of the screen would not display properly. You would not be able to see the **Cancel** option. This issue occurred when you opened the application in portrait mode.

**Customers Impacted:** This defect affected Touch for Maconomy 3.2 users who were on the **Weekly** submit mode and using an iPhone X device.

**Workaround Before Fix:** Tilt your mobile device screen.

**Additional Notes:** None.

## Certain Screens Not Displaying Properly When the Keyboard Opened

**Deltek Tracking:** 1169713

**Description:** If the keyboard opened on certain screens (such as **Login**, **Server URL**, and **Find Job**), those screens would not display properly. The top part would be pushed up and the screen would become scrollable.

**Customers Impacted:** This defect affected Deltek Touch for Maconomy users who were using iOS mobile devices.

**Workaround Before Fix:** None.

**Additional Notes:** None.

## No Cancel or Back Button on the Preview Screen for Images Opened from Gallery

**Deltek Tracking:** 1136956

**Description:** If you opened an image from your device gallery, there would be no option to cancel or return. on the preview screen

**Customers Impacted:** This defect affected all Deltek Touch for Maconomy users.

**Workaround Before Fix:** Take the following actions:

1. Tap **Use Photo**, and tap **Cancel**.
2. Close, and open the application again.

**Additional Notes:** None.



## Pinch-to-Zoom Functionality Not Working

**Deltek Tracking:** 1112015

**Description:** If you tried to pinch and zoom in on an image attached to an expense sheet, nothing would happen.

**Customers Impacted:** This defect affected Deltek Touch for Maconomy users.

**Workaround Before Fix:** None.

**Additional Notes:** None.

## Unable to Delete Attachment in a Submitted Expense Sheet

**Deltek Tracking:** 1007981

**Description:** If you tried to delete a receipt in a submitted expense sheet, a message informing you to enter the name of the document you want to delete would display and the expense sheet would not still be deleted.

**Customers Impacted:** This defect affected Deltek Touch for Maconomy users who were using REST.

**Workaround Before Fix:** Reopen the expense and then delete the receipt.

**Additional Notes:** None.

## Three Decimals in the Error Message for a Submitted Timesheet with Registered Hours Less Than the Required Fixed Hours

**Deltek Tracking:** 1073549

**Description:** If you opened a timesheet with at least one timesheet line and the selected day with registered hours less than the required fixed hours, an error message with three decimals instead of only two would display after you tap the **Submit** button. For example, it would display 16,000 hours instead of 16,00 hours.

**Customers Impacted:** This defect only affected Deltek Touch for Maconomy 3.2 users who were using Rest Web services and whose Maconomy system had specific fixed hours on timesheets.

**Workaround Before Fix:** None.

**Additional Notes:** None.

## Unable to Select Your Preferred Day After Tapping Next Using the Day Carousel

**Deltek Tracking:** 1128608

**Description:** If you tapped the **Next** button in the day carousel on the **Timesheet** screen and then tried to tap any day (other than **Monday**), Touch would not allow you to select your preferred day. It still would select the default option (**Monday**).

**Customers Impacted:** This defect affected Touch for Maconomy 3.2 users who were using REST Web services.

**Workaround Before Fix:** Take one of the following actions:

- Tap your preferred day for the second time.
- On the **Weeks** screen, navigate to the next or previous week by tapping your preferred week.

**Additional Notes:** None.

## Unable to Enter Exchange Rate Value with More Than Two Decimals

**Deltek Tracking:** 1182094

**Description:** If you tried to enter a value with more than two decimals in the **Exchange Rate** field on the **Expense Sheet Line** screen, Touch would not accept and save it.

**Customers Impacted:** This defect affected Deltek Touch 3.1 for Maconomy 2.4.3 users.

**Workaround Before Fix:** None.

**Additional Notes:** Touch should allow you to enter and save an Exchange Rate value with a maximum of nine decimals, regardless if the decimal separate is comma (,) or period (.).

## Error Logging On to Touch Caused by a Duplicate IIS Variable

**Deltek Tracking:** 1204719

**Description:** If you tried to log on to Touch, an error message related to proxy request would display. The error was due to a duplicate HTTP\_X\_FORWARDED\_PROTO variable in the Internet Information System (IIS).

**Customers Impacted:** This defect affected Deltek Touch 3.3 for Maconomy 2.4.5 users.

**Workaround Before Fix:** None.

**Additional Notes:** Both MConfig and Touch installer set the HTTP\_X\_FORWARDED\_PROTO variable.

## Touch App Version 3.3 — September 20, 2019

**Mobile Operating System:** Apple iOS 11.0 (or higher) and Android 7 (or higher)

### Enhancements

#### App Enhancements

The following enhancement will be available when you only upgrade the Touch app to 3.3:

Support for Multiple Touch Versions on a Multitenant Touch Server

**Deltek Tracking: 488755**

Touch now allows you to install multiple versions of Touch on the same multitenant Touch server.

**Attention:** For more information, see the [Deltek Touch for Maconomy 3.3 Multitenancy Setup Guide](#).

Support for Android 10

**Deltek Tracking: 1133278**

Touch has been updated to support Android 10.

Support for iOS 13

**Deltek Tracking: 1139874**

Touch has been updated to support the upcoming major release of the iOS mobile operating system (version 13).

#### Maconomy Enhancements

The following enhancements will be available when you upgrade the Touch app to 3.3 and your Maconomy installation to 2.4.5:

OneLogin Support in REST

**Deltek Tracking: 1125299**

Touch now supports OneLogin in iOS and Android as well as in its browser version (using Chrome or Safari). OneLogin is an OpenId Connect (OIDC) authentication provider, which provides a layer of security and access to manage company applications that you are using. Instead of having to remember multiple passwords, URLs, and the applications to which you have access, it lists your apps and provides single sign-on (SSO).

**Note:** OneLogin is disabled by default. For more information on enabling OneLogin for Touch, see the [Deltek Touch for Maconomy 3.3 Technical Installation Guide](#).

## Support for Simplified Chinese in REST

### Deltek Tracking: 1102610

Touch now translates most of the terms and functionalities that it uses in certain screens to Simplified Chinese by setting your mobile device language to **Chinese, Simplified** in iOS or **Chinese Simplified (China)** in Android.

**Attention:** For more information on enabling simplified Chinese for Touch, see the Deltek Touch for Maconomy 3.3 Technical Installation Guide.

## Ability to Automatically Calculate and Display Distance from Google Maps to Touch

### Deltek Tracking: 1100207

Touch can now automatically display the calculated distance from Google Maps in the **Distance** field on the **Mileage Sheet Line** screen.

**Attention:** For more information on enabling the automatic calculation of mileage, see the Deltek Touch for Maconomy 3.3 Technical Installation Guide.

## Software Issues Resolved

### Could Not Approve or Reject Correct Vendor Invoice Lines

#### Deltek Tracking: 1159758

**Description:** If the **Enable Long Text Emulation in Workspaces** system parameter was enabled and you tried to approve or reject selected vendor invoice lines on the **Vendor Invoice** screen, Touch for Maconomy would behave incorrectly.

- If you marked a vendor invoice line in the list and tapped **Approved** in the drop-down menu, Touch would approve all vendor invoice lines rather than the selected line.
- If you marked a vendor invoice line and tapped **Reject**, Touch would reject the last vendor invoice line in the list rather than the selected line.

**Customers Impacted:** This defect affected all Deltek Touch for Maconomy users.

**Workaround Before Fix:** None.

**Additional Notes:** None.

## Could Not Approve or Reject Correct Purchase Order Lines

**Deltek Tracking:** 1159755

**Description:** If the **Enable Long Text Emulation in Workspaces** system parameter was enabled and you tried to approve or reject selected purchase order lines on the **Purchase Order** screen, Touch for Maconomy would behave incorrectly.

- If you marked a purchase order line in the list and tapped **Approved** in the drop-down menu, Touch would approve all purchase order lines rather than the selected line.
- If you marked a purchase order line and tapped **Reject**, Touch would reject the last purchase order line in the list rather than the selected line.

**Customers Impacted:** This defect affected all Deltek Touch for Maconomy users.

**Workaround Before Fix:** None.

**Additional Notes:** None.

## Could Not Tap the Next or Previous Button or Swipe to Left or Right on the Vendor Invoice Screen

**Deltek Tracking:** 1163909

**Description:** If you tried to either tap the next or previous button or swipe to your left or right on the **Vendor Invoice** screen, Touch would not allow you to navigate to the appropriate vendor invoice. This issue would occur if the **Enable Long Text Emulation in Workspaces** system parameter was enabled.

**Customers Impacted:** This defect affected all Deltek Touch for Maconomy users.

**Workaround Before Fix:** None.

**Additional Notes:** None.

## Could Not Save a Task for a Timesheet Line Using a Favorite

**Deltek Tracking:** 872005

**Description:** If you created a timesheet line using a favorite that had no tasks and you tried to set a task for that line, Touch would not save your selected task. If you tried to tap **Submit**, Touch would display an error message informing you that a project is related to the missing task.

**Customers Impacted:** This defect affected all Deltek Touch users.

**Workaround Before Fix:** None.

**Additional Notes:** None.

## Unnecessary Blank Rectangles in Touch Screens

**Deltek Tracking: 1131654**

**Description:** Unnecessary blank rectangles displayed in several screens in Touch, cutting the bottom part of the affected screens. For example, when you tried to tap values in the date picker on the **Period** screen and when you swiped to delete a timesheet line on the **Timesheet** screen.

**Customers Impacted:** This defect affected Touch 3.2 users who were using an iPhone XR or iPhone XS Max device.

**Workaround Before Fix:** Tilt your mobile device screen.

**Additional Notes:** None.

## No Cancel Option Displayed When Deleting a Timesheet Line in Portrait Mode

**Deltek Tracking: 1142161**

**Description:** If you swiped across a timesheet line and tapped **Delete** on the **Timesheet** screen, the portion containing the delete and cancel options at the bottom of the screen would not display properly. You would not be able to see the **Cancel** option. This issue occurred when you opened the application in portrait mode.

**Customers Impacted:** This defect affected Touch users who were on the **Weekly** submit mode and using an iPhone X device.

**Workaround Before Fix:** Tilt your mobile device screen.

**Additional Notes:** None.

## Touch App Version 3.2.1 – June 14, 2019

**Mobile Operating System:** Apple iOS 11.0 (or higher) and Android 7 (or higher)

### Enhancements

There are no enhancements for this release.

### Software Issues Resolved

#### Could Not Select Desired Day in the Day Carousel

**Deltek Tracking:** 1127861

**Description:** If you tried to tap a non-working day using the day carousel on the **Timesheet** screen, Touch would not select your preferred day. As a result, you would not be able to register time on non-working days.

**Customers Impacted:** This defect affected Touch for Maconomy 3.2 users with split week timesheets.

**Workaround Before Fix:** None.

**Additional Notes:** None.

#### User Interface Issues in iPhone X and XS

**Deltek Tracking:** 1127889

**Description:** If you tried to use Touch using an iPhone X or XS, you would encounter any of the following user interface issues:

- Once you started entering characters in any screen where you could use Touch keyboard, the keyboard would not display correctly.
- When you entered URL and tapped the Connect button on the Server URL screen, the screen would scroll upward hiding the button.

**Customers Impacted:** This defect affected Touch for Maconomy users who were using an iPhone X or XS.

**Workaround Before Fix:** Tilt your mobile device into landscape mode and then it tilt back into portrait.

**Additional Notes:** None.

## Touch App Version 3.2 — May 22, 2019

**Mobile Operating System:** Apple iOS 11.0 (or higher) and Android 7 (or higher)

### Enhancements

#### App Enhancements

The following enhancement will be available when you only upgrade the Touch app to 3.2:

Updated Interface of the Settings Screen

**Delttek Tracking: 1051699**

To help you easily determine which menu items to configure, the options on the **Settings** screen have been reorganized in separate sections (**General**, **Menu**, and **Information**).

When you set the **Approvals** toggle switch to **On**, it displays another section called **Approval Settings** between **Menu** and **Information** sections. This section contains three options related to invoice allocation approval and substitute approvals.

#### Upgrade Enhancements

The following enhancements will be available when you upgrade the Touch app to 3.2 and your Maconomy installation to 2.4.4:

Enhanced Support for Attaching Receipts Using Quick Capture

**Delttek Tracking: 1099685**

Touch allows you to attach receipts using Quick Capture on the **Expense Sheet** screen and, subsequently, attach the receipt from the **Expense Sheet** screen to the **Expense Sheet Line** screen. In the previous version, you could attach receipts only to the **Expense Sheet** screen, only to the **Expense Sheet Line** screen, or both screens.

This capability is controlled by the **ExpenseAttachmentType** server setting, which applied consistently to the **Quick Capture**, **Expense Sheet**, and **Expense Sheet Line** screens. A new option called **Header in Quick Capture, Line in Expense** has been added for this server setting.

Map Feature on the Expense Sheet Line Screen

**Delttek Tracking: 1099674**

You can now use the Map feature, which opens the Google Map and displays the **From** and **To** route, on the **Expense Sheet Line** screen. This feature works in the same manner as it does on the **Mileage Sheet Line** screen. The only difference is that on the **Expense Sheet Line** screen, this feature is hidden by default.

To make the feature visible, your technical consultant needs to customize the standard **ExpenseSheetLineLayoutREST.I** file. Setting the **{key: #N"map", hidden: false}** setting to true to make the option available in Touch.



## Support for the Two-Factor Authentication (2FA) in REST

### Deltek Tracking: 804820

Deltek Touch now supports the 2FA method for Maconomy 2.4.3 and 2.4.4 in REST. This authentication method verifies end users' identity by requiring a combination of two different factors, something that the users know (for example, your password) and something that they have (for example, an installed mobile application that can approve authentication requests).

Maconomy 2FA is disabled by default.

**Attention:** For more information on enabling Maconomy 2FA for Touch, see the [Deltek Touch for Maconomy 3.2 Technical Installation Guide](#).

## Support for Option List in Expense Justification in REST

### Deltek Tracking: 793790

The expense justification functionality now supports option lists, allowing you to select values in justification fields. If you tap an Expense Justification field with an option list on the **Expense Sheet Line** or **Mileage Sheet Line** screen, a search screen where you can select a value instead of manually entering it displays.

## Vendor Invoice Allocation Lines for Approval

### Deltek Tracking: 712897

The Invoice Allocation Approval feature has been updated to display invoice allocation lines for approval allocated to certain invoice types, including G/L accounts. In the previous release, Touch only displayed those lines allocated to jobs.

- The **Invoice Allocation Approval** screen has been updated to display the Job and All tabs, depending on the option you select in the **Invoice Allocation Lines** drop-down list on the **Settings** screen.
- You can select an invoice line to approve or reject on the **Vendor Invoices** screen. Tapping the line displays the **Invoice Allocation Line** screen, where you can view more invoice line details, such as Job Number, Job Name, Task, G/L Account, and PO Reference.

## Login Performance Enhancements

### Deltek Tracking: 698254

The styles used in Touch layouts has been updated such that the file layout size is considerably reduced. This change speeds up the loading of the layouts upon login.

## Support for Substitute Approvals

### Deltek Tracking: 488750

Deltek Touch now has the ability to notify you (as the assigned substitute approver) if there are items you need to approve in the absence of the original approver. You can only approve those items to which you have appropriate rights.

## Support for Long Text Fields

### **Deltek Tracking: 488747**

Touch now supports the long text feature available in Maconomy. In certain text fields in Touch, you can enter descriptions longer than the 255-character limit. This is controlled by the Maconomy system parameter called **EnableLongTextEmulation**.

## Support for HTTP/2

### **Deltek Tracking 903853**

Deltek Touch now supports HTTP/2, which covers significant changes to the HTTP network protocol to improve Internet experience.

## Software Issues Resolved

### Fully Approved Status Instead of Submitted for Submitted Timesheets with 0 Hours in Timesheet Lines

#### **Deltek Tracking: 697374**

**Description:** If you added a line with **0** hours and submit the timesheet, the submitted timesheet would have the **Fully Approved** status instead of **Submitted**.

**Customers Impacted:** This defect affected Deltek Touch for Maconomy users who were using Maconomy 2.2.4.

**Workaround Before Fix:** None.

**Additional Notes:** None.

### Stuck on Blue Screen When Network Connection Failed

#### **Deltek Tracking: 705796**

**Description:** If you lost network connection (or if it was turned off) and tried to open Deltek Touch, a blue screen would display and nothing else would happen.

**Customers Impacted:** This defect affected Deltek Touch for Maconomy users who were using REST.

**Workaround Before Fix:** Close the application and launch it again.

### Fully Approved Status Instead of Submitted for a Submitted Timesheet with Approved Timesheet Lines

#### **Deltek Tracking: 708890**

**Description:** When all lines of a timesheet had been approved, but the timesheet itself was not approved, the timesheet header status would automatically become **Fully Approved** instead of **Submitted**.

**Customers Impacted:** This defect affected Deltek Touch for Maconomy users who were using approval hierarchies for the timesheet header and who were using Maconomy 2.2.4 or later.

**Workaround Before Fix:** None.

**Additional Notes:** None.

## Option List in Expense Justification Not Supported

**Deltek Tracking: 793790**

**Description:** If you were using expense justification fields, which were based on an option list, you would not be able to select a value from a list of allowed options (like in the Workspace Client) in Deltek Touch. You could, however, enter a value in this justification field, assuming you knew the exact option value.

**Customers Impacted:** This defect affected Deltek Touch for Maconomy users who were using expense justification with justification fields that were based on option lists.

**Workaround Before Fix:** None.

**Additional Notes:** None.

## Touch Session Issue Caused by MScript EXE Files with Different SessionLifeTime Settings

**Deltek Tracking: 836128/836121**

**Description:** If two or more MScript executables were located in the same directory (for example, cgi-bin), the session file that Deltek Touch used might be deleted before timeout and, as a result, the "Your session has expired. Please log in again." error message would display.

By default, the Deltek Touch session is valid for one hour after the login. If other MScript executables have different session timeout periods, however, there is no guarantee that the session would still be valid for one hour.

**Customers Impacted:** This defect affected Deltek Touch for Maconomy users who were using multiple MScript executables (for example, Portal and stand-alone MScript), which might require different SessionLifeTime setting.

**Workaround Before Fix:** Take any of the following actions:

- Use the same SessionLifeTime setting in all I-files corresponding to MScript exes sharing the same session directory.
- Set up a specific SessionDir in the MScript executable setup file for Touch (MaconomyTouch.\*.I).

**Additional Notes:** The MScript EXE files may include the following:

- MaconomyMScript.exe
- MaconomyTouch.exe
- MaconomyPortal.shortname1.exe
- MaconomyPortal.shortname2.exe

## No Data on Timesheet Screen if Maconomy was on Maintenance Mode

**Deltek Tracking: 860701**

**Description:** If the Maconomy system was on maintenance mode and, on the PIN screen, you initially chose not to continue but then changed your mind and decided to continue, the default **Timesheet** screen would display without any data.

**Customers Impacted:** This defect all affected Deltek Touch for Maconomy users, when the Maconomy system was in maintenance mode.

**Workaround Before Fix:** Log out of the application and log on again, accepting the warning.

## Back Button Not Working on the Invoice Allocation Approval Screen

### Not Working

**Deltek Tracking: 1039795**

**Description:** If you tried to tap the back arrow button on the **Invoice Allocation Approval** screen, the button would not work. The Invoice Allocation Approval label, which was translated in German, would overlay the back button.

**Customers Impacted:** This defect only affected Deltek Touch for Maconomy users who set their application to use the German language.

**Workaround Before Fix:** None.

**Additional Notes:** None.

## Duplicate Items on the Expense Line Approval Screen

**Deltek Tracking: 1072625**

**Description:** The **Expense Line Approval** screen would display duplicate items for approval.

**Customers Impacted:** This defect affected Deltek Touch for Maconomy users who had approval rights.

**Workaround Before Fix:** None.

**Additional Notes:** None.

## Incorrect Timesheet Status on the Weeks Screen

**Deltek Tracking: 1084395**

**Description:** If the first day was a non-working day, the timesheet status that displayed on the **Weeks** screen (Open) would not be consistent with that of the **Timesheet** screen (Fully Approved).

**Customers Impacted:** This defect affected all Deltek Touch for Maconomy users who were using REST.

**Workaround Before Fix:** None.

**Additional Notes:** None.

## Redirected to the Login Screen Instead of Biometric Authentication on Your Next Login

**Deltek Tracking:** 1095264

**Description:** If you logged on to Touch using biometric authentication and logged off, Touch would redirect you to the **Login** screen on your next login instead of the corresponding authentication screen (**Fingerprint Login** screen for iOS and **Fingerprint Authentication** popup screen for Android).

**Customers Impacted:** This defect affected Touch for Maconomy users who were using the biometric authentication method.

**Workaround Before Fix:** None.

**Additional Notes:** None.

## Redirected to the URL Screen Instead of Biometric Authentication on Your Next Login

**Deltek Tracking:** 1098150

**Description:** When you logged on to Touch, set up fingerprint or PIN, and logged off, Touch would redirect you to the URL screen instead of the biometric authentication or PIN screen on your next login.

**Customers Impacted:** This defect affected Touch for Maconomy users who were using mobile devices running on Android.

**Workaround Before Fix:** None.

**Additional Notes:** None.

## Incorrect Date on the Timesheet Line Screen

**Deltek Tracking:** 1102733

**Description:** If the region setting in your mobile device was using **dd/mm/yyyy** date format (for example, Netherlands) and you tapped a day on the **Timesheet** screen in Touch (for example, 8-Monday), the **Timesheet Line** screen would display an incorrect date (based on our example, Sunday, 08/04/2019).

**Customers Impacted:** This defect affected Deltek Touch for Maconomy users whose mobile devices were set up to use the dd/mm/yyyy region date format.

**Workaround Before Fix:** Change your device's region setting.

**Additional Notes:** None.

## Poor Quality Image on Android

**Deltek Tracking:** 1111903

**Description:** The receipt that you attached to an expense report using an Android mobile device would display a poor quality image compared to the same receipt that you attached using an iOS mobile device.

**Customers Impacted:** This defect affected Deltek Touch for Maconomy users who were using an Android mobile device.

**Workaround Before Fix:** None.

**Additional Notes:** None.

## Touch App Version 3.1.1 – December 21, 2018

**Mobile Operating System:** Apple iOS 9.0 (or higher) and Android 6 (or higher)

### Enhancements

There are no enhancements for this release.

### Software Issues Resolved

#### Cannot Log On if Device Language Was Not Supported

**Deltek Tracking:** 1048238

**Description:** If the language set in your mobile device was not supported, for example, Chinese (Traditional), the Touch application would not allow you to log on.

**Customers Impacted:** All Touch 3.1 users.

**Workaround Before Fix:** Change the language set in the device to any of the following supported languages:

- Danish
- Dutch
- English (UK and US)
- French (France and Canada)
- German
- Italian
- Norwegian
- Portuguese (Portugal)
- Spanish
- Swedish

## Touch App Version 3.1 – November 30, 2018

**Mobile Operating System:** Apple iOS 11.0 (or higher) and Android 6 (or higher).

### Enhancements

#### Support for Standard Option List Fields in REST

**Deltek Tracking: 930269**

The REST layouts have been updated to support Option Lists, which are special fields in Maconomy and are usually used in pairs. One field identifies the option list itself and the other field holds the selected value.

For example, your technical consultant can add the <Option List Number 1> and <Selected Option 1> fields to the **Timesheet Line** screen. These fields allow you to select, for example, **State** for <Option List Number 1> and **Alabama** (which is one of the accepted values for **State**) for <Selected Option 1>.

#### Warning Message on De-Supported Backend

**Deltek Tracking: 911550**

The Settings/About screen now highlights in red the components which have an un-supported version:

- Touch backend version lower than 2.0 is no longer supported. If you continue using de-supported versions, Touch may encounter issues or not function properly.
- Touch backend version 2.0 will no longer be supported starting April 2019.
- iOS 9 and 10 are no longer supported. You can install the app on these iOS versions, but the app may encounter issues or not function properly. For devices running on Android, however, only those using version 6.0 or higher can download and upgrade to the Touch 3.1 application.
- Maconomy 2.0 will no longer be supported starting April 2019.
- Maconomy X1 will no longer be supported starting June 2019.

**Note:** Deltek recommends that you upgrade to the latest supported version.

#### Option to Hide Maconomy Login in a Single Sign-On (SSO) Environment

**Deltek Tracking: 789006**

To prevent users from selecting the wrong login method, a new server setting called **AllowMaconomyLoginWhenUsingExternalCredentials** has been added to DeltekTouch.I. It gives customers an option to hide Maconomy login from users in an SSO environment for Kerberos or Azure. To use this functionality, users should have Maconomy 2.2/2.3/2.4 (or higher) and API 2.3 or higher.

By default, this is disabled.

**Attention:** For more information on the new server setting, see the Deltek Touch for Maconomy Technical Installation Guide.

## Required Fields Attribute

### Deltek Tracking: 570320

All required fields in Touch now display a small red asterisk (\*), which indicates that you should fill them out to save records, such as a timesheet and an expense sheet, successfully. When you leave a required field empty or enter a value with an invalid format, a corresponding warning or error message displays.

In addition, the **Mandatory** field setting has been added to the layout, allowing consultants to require whether you enter a value in a certain field.

**Attention:** For more information on the field setting, see the Deltek Touch for Maconomy Layout Configuration Guide.

## Software Issues Resolved

The following are the software issues resolved for the 3.1 release.

### Incorrect Rounding Off Exchange Rate Value to the Nearest Hundredths

#### Deltek Tracking: 1037486

**Description:** If you tried to save an expense sheet line or update the line (for example, attach a receipt), Deltek Touch would round off the **Exchange Rate** value in your expense sheet line to the nearest hundredths instead of displaying the exact value. For example, it would only display **745.32** if the exact **Exchange Rate** value was **745.323097563**.

**Customers Impacted:** All Touch 3.0 customers.

**Workaround Before Fix:** None.

### Missing Vertical Divider in the Time Picker

#### Deltek Tracking: 1026881

**Description:** The vertical line separating the **Hours** and **Minutes** fields would not display in the time picker on the **Add Job** screen.

**Customers Impacted:** All Touch 3.0 customers.

**Workaround Before Fix:** None.

### Misaligned ON/OFF Toggle Switches

#### Deltek Tracking: 1026908

**Description:** The **ON/OFF** toggle switches on the **Settings** screen were not aligned properly.

**Customers Impacted:** Only customers who were using devices running on iOS 9 or 10.

**Workaround Before Fix:** None.



## Values Did Not Revert When Save Was Cancelled

### **Deltek Tracking: 1005873**

**Description:** If you cancelled saving of an edited timesheet, edited field values in a submitted daily **Timesheet Line** would not revert to original values. The values would not display correctly; however, Deltek Touch would save them correctly.

**Customers Impacted:** Touch 3.0 customers who were using the daily submit mode.

**Workaround Before Fix:** Reload the timesheet (for example, by switching to another week and back again).

## Delay in Locking In Hour Value in the Time Picker After Relogin

### **Deltek Tracking: 987821**

**Description:** If you tried to select values in the time picker after logging on again to Touch, there was a delay in locking in values through scrolling in the **Hour** picker. This issue might lead you to assume that you have already set the correct values and tap the **Done** button right away.

**Customers Impacted:** All Touch 3.0 customers.

**Workaround Before Fix:** None.

**Additional Notes:** This issue may also occur in other pickers, such as **Currency** and **Purchase Line Type**.

## Touch App Version 3.0.1 — October 15, 2018

**Mobile Operating System:** Apple iOS 9.0 (or higher) and Android 6 (or higher)

### Enhancements

There are no enhancements for this release.

### Software Issues Resolved

#### Cannot Scroll Records on Task and Activity Screens

**Deltek Tracking:** 1019082

**Description:** Deltek Touch would not allow you to scroll down to view other records that were not visible on the Task List or Activity List screen.

**Customers Impacted:** All MScript Touch customers.

**Workaround Before Fix:** Use the Search text field to filter the records.

#### Display Issue with Time Picker

**Deltek Tracking:** 1020649

**Description:** If you tapped the Hours field on the **Add Job** or **Timesheet Line** screen, the time picker would not display properly at the bottom of the application. As a result, you would not be able to add or update the Hours and Minutes values.

- For iPhone X, the time picker would only display one line but not the ones you set.
- For iPhone XS, the time picker would not display at all.

**Customers Impact:** Only iOS customers who were using the iPhone X, XS, XS Max, or XR device.

**Workaround Before Fix:** None.

# Touch App Version 3.0 — September 28, 2018

**Mobile Operating System:** Apple iOS 9.0 (or higher) and Android 6 (or higher).

## Enhancements

### UI Enhancements

#### **Deltek Tracking: 842680, 985074**

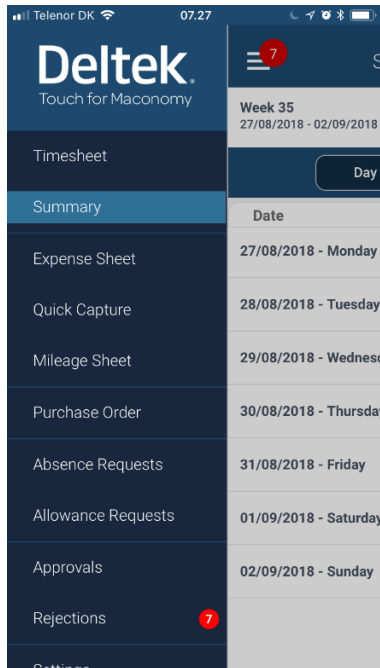
The Touch UI is updated with an improved look and feel that is reflected in the colors, the style sheets and the simplified menu.

The following updates are made:

- Consistent styling across all screens (such as background color, text color, toolbar color, and button color)
- Tab button style (updated in areas including Find Job and Expense Sheets)
- List style (updated in areas including Expense Sheets and Find Job screen)
- Hour selector (updated the vertical spacing on the labels, as well as the color)
- Delete buttons (updated on all screens for color and size)
- Progress indicator (updated to remove black box)
- Updated branding of URL and PIN screens

Below are sample screenshots from the new Touch UI.

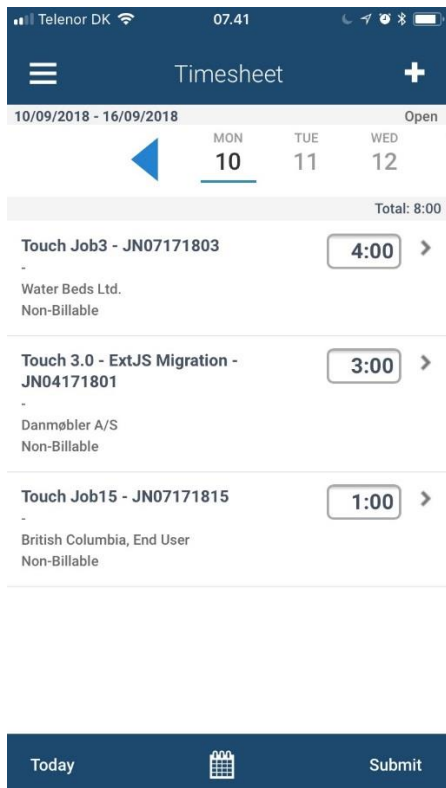
### Menu Screen



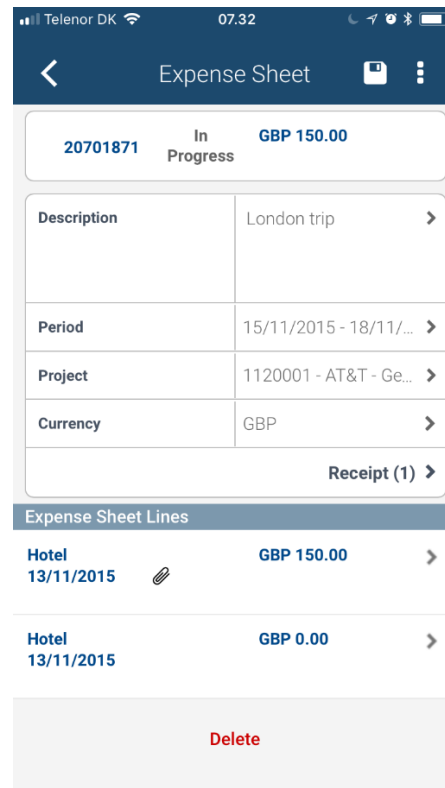
### Login Screen



### Timesheet Screen



### Expense Sheet Screen



## Performance

### **Deltek Tracking: 841014**

Touch has improved performance of the **Find Job** screens.

## Migration from Sencha to EXT JS

### **Deltek Tracking: 766629**

Sencha Touch software is de-supported and merged into EXT JS software. There are numerous benefits to working with EXT JS, including new calendar controls, multiple theme capabilities, and integration with the latest OSs, as well as numerous benefits not visible to the end-user.

## Security Enhancements

Deltek Touch 3.0 for Maconomy contains a number of security enhancements.

## Software Issues Resolved

### Touch App Froze When You Updated Password

#### **Deltek Tracking: 913328**

**Description:** If you were logged on to Touch and you changed your Maconomy user password in Workspace Client, the Touch app would freeze. If you tried to log out in Touch two or more times, Maconomy blocked your user.

**Customers Impacted:** All Touch users on all Maconomy versions, if they changed the Maconomy password.

**Workaround Before Fix:** Shut down the app and log on again with the new password.

### My Jobs Includes Blocked Jobs

#### **Deltek Tracking: 911926**

**Description:** When searching for a job to use on time/expense/mileage sheets, you had the option to see My Jobs containing the list of jobs you were allowed to use, based on your employee control setup. Previously, blocked jobs were available in My Jobs.

This has been updated so that blocked jobs no longer appear in the list.

**Customers Impacted:** All REST Touch users who were using My Jobs in the job search screens.

**Workaround Before Fix:** None.

### Incorrect Decimal Separator in Allowance Requests

#### **Deltek Tracking: 959800**

**Description:** If you had a device set up to use comma as decimal separator, you would expect that all values with decimals displayed in Touch using comma as decimal separator. This did not happen in allowance request, where decimal values were displaced with period as decimal separator.

This has been now corrected, to show comma as decimal separator.

**Customers Impacted:** All Touch users, with a device set up to use comma as decimal separator, using allowance.

**Workaround Before Fix:** None.

## Comma Decimal Separator Does Not Display on Fields

**Deltek Tracking:** 992357

**Description:** The comma decimal separator did not display properly on real type field values. For example, on an expense sheet line, the **Quantity** field displayed **1234** instead of **12,34**.

**Customers Impacted:** iOS customers who were using comma as decimal separator.

**Workaround Before Fix:** None.

## Unable to Save Task and Activity from Favorite if Using Special Characters

**Deltek Tracking:** 1007200

**Description:** If you had a special character (such as €, space) in the Favorite name, you would not be able to use the Favorite for time registration, since it would not derive the task and activity from the Favorite.

**Customers Impacted:** All MScript Touch users, using a Favorite with special characters in the Favorite name.

**Workaround Before Fix:** Change your Favorite name to not include special characters.

## Issues When Employee Number Uses #

**Deltek Tracking:** 984298

**Description:** If you were linked to an employee and has an Employee Number with a hashtag [#] character, you would not be able to see the recently used jobs on the **Find Job** screen.

**Customers Impacted:** REST Touch customers with an Employee Number containing # character.

**Workaround Before Fix:** Update the **Employee Number** field in Maconomy. Also, avoid using # in the Employee Number field in Maconomy.

## Unable to Save Empty Value in Custom Lookup Field on the Time Sheet Line

**Deltek Tracking:** 986967

**Description:** If a lookup screen had an empty value as a possible option, you may select this value and it would display correctly (as empty) on the time sheet line. When saving the time sheet line, however, the empty value would not be saved, so when you loaded the time sheet again, the line retained the previous value (instead of empty).

**Customers Impacted:** REST Touch customers with Java extensions allowing empty values in lookups.

**Workaround Before Fix:** None.

## Incorrect Error Message When Saving Time Sheet Line from Favorites

**Deltek Tracking: 885761**

**Description:** If the Maconomy setup was incorrect (for example, missing week calendars) and you tried to save a time sheet line created from a Favorite, an incorrect error message would display in Touch.

The fix consists of showing a more meaningful error message, which indicates the Maconomy setup issue. This helps you identify the setup changes you must make in Maconomy to save your time sheet line in Touch.

**Customers Impacted:** Impacts customers using MScript Touch (all Maconomy versions), with incorrect Maconomy setup, such as missing week calendars.

**Workaround Before Fix:** None.

## Users Unable to Login Using SSO After Changing the Domain Password

**Deltek Tracking: 921633**

**Description:** If you logged on to Touch using your domain/network credentials and you set up your PIN, the next time you used the app, you would only enter your PIN. If you changed your existing domain/network password, however, your PIN would become invalid and you would need to log on again.

The fix consists of allowing you to log on again using your domain/network credentials.

**Customers Impacted:** Impacts customers using Kerberos SSO (domain/network login), when their domain/network password is changed. Affects users on all Maconomy versions.

**Workaround Before Fix:** When you are brought back to the Maconomy login screen, tap **Server URL**, and reconnect.



## Touch App Version 2.3.2 — June 25, 2018

**Mobile Operating System:** Apple iOS 9.0 (or higher) and Android 4.4 (or higher).

### Enhancements

There are no enhancements for this release.

### Software Issues Resolved

#### Timesheet Period Locked When Logging On Again to Deltek Touch

**Deltek Tracking:** 955358

**Description:** If you entered and saved hours for a timesheet period and then closed or logged off Deltek Touch, you would not be able to edit the same timesheet when you logged on again to the application. An error message would display, informing you that the period has been locked and you need to wait for five minutes to be able to edit it again.

**Customers Impacted:** This defect only affected Deltek Touch for Maconomy users who were using Maconomy 2.2 or earlier.

**Workaround Before Fix:** None.

**Additional Notes:** Users using other Maconomy versions, however, can also benefit from this fix because it makes sure that all Maconomy dialogs opened in a Deltek Touch session are closed when you end the session.

#### Could Not Save Decimal Value with a Comma Separator

**Deltek Tracking:** 953336

**Description:** Real values with decimals would not display in Deltek Touch, and, as a consequence, you would not be able to save changes to expense sheet lines. For example, if you entered 7,45 as Unit Price on an expense sheet line, you would be able to save this value in the application. The next time you opened the expense sheet line in Deltek Touch, however, the Unit Price field would be blank (instead of displaying 7,45). In addition, if you changed anything to the line and tried to save, an error message would display.

**Customers Impacted:** This defect affected Deltek Touch for Maconomy users who were using mobile devices running on iOS and using a Language & Region setting with comma as decimal separator (for example, Sweden).

**Workaround Before Fix:** Change the Language & Region setting of your device to a region that uses a dot (or period) as decimal separator.

**Additional Notes:** None.

## Touch App Version 2.3.1 – March 2, 2018

**Mobile Operating System:** Apple iOS 9.0 (or higher) and Android 4.4 (or higher).

### Enhancements

There are no enhancements for this release.

### Software Issues Resolved

#### Untitled Screen with the Use Photo Option Displayed Twice

**Deltek Tracking:** 859587

**Description:** If you attached a receipt to an expense sheet line by tapping **Take Picture** and then took a photo, the untitled screen with the **Use Photo** option would display twice before the **Receipts** screen displayed.

**Customers Impacted:** This defect affected all Deltek Touch users.

#### Activity Field Not Populated Automatically When Selecting a Task with a Derived Activity

**Deltek Tracking:** 869480

**Description:** If you tried to select a task with a derived activity in the **Task** field, Deltek Touch would not automatically provide the corresponding value in the **Activity** field.

**Customers Impacted:** This defect affected all Deltek Touch users.

#### Confirmation Message Still Displayed Even After You Saved

**Deltek Tracking:** 872164

**Description:** If you saved your changes to an expense sheet line and tapped the **Back** button, a confirmation message would still display instead of directing you back to the **Expense Sheet** screen.

**Customers Impacted:** This defect affected all Deltek Touch users.

#### Could Not Change Values in the Quantity and Unit Price Fields Without Tapping Clear

**Deltek Tracking:** 872200

**Description:** If you tried to update and save a decimal value with a comma separator (for example, 123,456) in the **Quantity** or **Unit Price** field on an existing expense sheet line, Deltek Touch would not save the changes unless you tapped the clear (**X**) button before modifying.

**Customers Impacted:** This defect affected Deltek Touch users who are using MScript and Android.

## Incorrect Message When Submitting a Daily Timesheet

**Deltek Tracking: 889750**

**Description:** When you opened a daily timesheet and tapped **Submit**, an incorrect warning message would display.

**Customers Impacted:** This defect affected Deltek Touch users who were in daily mode and using REST.

## Incorrect Rounding of Total Hours Registered

**Deltek Tracking: 872036**

**Description:** If you were using the time increment of **2 min**, there could be issues with the rounding of total time registered in a timesheet, depending on the time entered in the lines.

**Customers Impacted:** This defect affected Deltek Touch users who were using MScript.

## Could Not Access Touch in German, Spanish, or Portuguese Language


**Deltek Tracking: 873901**

**Description:** If you were using a Touch environment in German, Spanish, or Portuguese language, you would not be able to log on to Deltek Touch. Nothing would happen if you tapped **Connect**.

**Customers Impacted:** This defect affected Deltek Touch users who were using REST and an environment in German, Spanish, or Portuguese language.

## Could Not Edit Amount Fields Without Using the Clear Button

**Deltek Tracking: 884506**

**Description:** If you tried to change the values in amount fields (for example, **Quantity** and **Unit Price**), Deltek Touch would not allow you unless you used .

**Customers Impacted:** This defect only affected Deltek Touch users who were using an Android device set to Danish (or other languages that sets comma as a decimal separator).

## Known Issues

This section includes summaries of the issues that exist in Deltek Touch and will be resolved in the future. You will notice that the descriptions of some software defects contain extra information, including ways to work around the defects. The additional information has been included in case you instituted some of the workarounds and can now stop using them, or you simply want more background information about the defect repairs.

**Note:** This section does not contain a complete list of outstanding issues. Deltek only includes the high priority issue in Deltek Touch for this release. Please contact Deltek Customer Care if these known issues present a significant impact on your business.

### Error When Selecting a Favorite with a Slash in its Name

**Deltek Tracking:** 858702

**Description:** If you tried to select a favorite with a slash ("/") in its name on an expense sheet line, an error message would display.

**Customers Impacted:** This defect affected Deltek Touch for Maconomy users who were using REST and had favorites with "/" in their names.

**Workaround Before Fix:** Rename the favorite in Maconomy core.

**Additional Notes:** None.

### Inconsistent Values in the Approval Counter and Actual Count of Items for Approval

**Deltek Tracking:** 942863

**Description:** In some cases, the value that displays in the approval counter does not match the actual count of items in the approval list. This inconsistency can happen when you reopen a timesheet but do not submit it yet; the timesheet header in some places in Touch and Workspace Client already displays as ready for approval.

**Customers Impacted:** This defect affects Deltek Touch for Maconomy users who have approval rights.

**Workaround Before Fix:** None.

**Additional Notes:** None.

### Cannot Log On to Touch using Maconomy 2.5 on OEL and Apache 2.4.6

**Deltek Tracking:** 1201901

**Description:** If the Maconomy 2.5 application is installed on the Oracle Enterprise Linux (OEL) and Apache 2.4.6 Web server and you try to log on to Touch, an error message displays.

**Customers Impacted:** This defect affects Deltek Touch 3.4 for Maconomy 2.5 users who have installed the Maconomy Web server on OEL and Apache 2.4.6

**Workaround Before Fix:** Disable the mod\_security.config Apache setup file.

**Additional Notes:** None.

## Cannot Save a Receipt Attachment with 500 KB or Large File Size

**Deltek Tracking:** 1066979

**Description:** If the file size of the receipt that you want to the **Expense Sheet** or **Expense Sheet Line** screen is 5000 KB or bigger, an error message would display.

**Customers Impacted:** This defect affects Deltek Touch Time for Maconomy users who are using the MScript Web service.

**Workaround Before Fix:** Deltek recommends that you take one of the following actions:

- If you are using Maconomy 2.3 or higher, you must use REST Touch (at least for the expense sheets) to be able to attach files.
- If you are using Maconomy 2.2 or lower and encountering issues with attaching files in MScript Touch, try to reduce the value of the MaxAttachmentFileSize settings.

**Additional Notes:** None.

## Cannot Log On to Deltek Touch When a Week Calendar is Missing

**Deltek Tracking:** 739573

**Description:** If there is a missing week calendar and you try to log on to Deltek Touch, an error message displays.

**Customers Impacted:** This defect affects Deltek Touch for Maconomy users who are using REST.

**Workaround Before Fix:** The week calendar should be created in Maconomy.

**Additional Notes:** None.

## Slow Process of Submitting Expense Sheets with 50 Lines

**Description:** If you submit expense sheets with more than 50 lines, the process would take longer than expected.

**Customers Impacted:** This defect affects Deltek Touch users who are using Maconomy 2.0 SP 3 (or higher), 2.1.1 (or higher), and 2.2 (or higher).

**Workaround Before Fix:** None.

**Additional Notes:** The performance in Deltek Touch is comparable with that of other Maconomy clients (for example, Workspace Client).

## Appendix: For Additional Information

### Deltek Support Center

The Deltek Support Center is a support Web site for Deltek customers who purchase an Ongoing Support Plan (OSP).

The following are some of the many options that the Deltek Support Center provides:

- Search for product documentation, such as release notes, install guides, technical information, online help topics, and white papers
- Ask questions, exchange ideas, and share knowledge with other Deltek customers through the Deltek Support Center Community
- Access Cloud-specific documents and forums
- Download the latest versions of your Deltek products
- Search Deltek's knowledge base
- Submit a support case and check on its progress
- Transfer requested files to a Customer Care analyst
- Subscribe to Deltek communications about your products and services
- Receive alerts of new Deltek releases and hot fixes
- Initiate a Chat to submit a question to a Customer Care analyst online

**Attention:** For more information regarding Deltek Support Center, refer to the online help available from the Web site.

### Access Deltek Support Center

**To access the Deltek Support Center:**

1. Go to <https://deltek.custhelp.com>.
2. Enter your Deltek Support Center **Username** and **Password**.
3. Click **Login**.

**Note:** If you forget your username or password, you can click the **Need Help?** button on the login screen for help.

## Available Documentation for this Release

The following table lists the Deltek documentation available for this release. Except where noted, all the user guides and quick reference guides listed in this table are available for download from the Deltek Support Center.

Document Name	Description
Deltek Touch for Maconomy User Guide	This document contains detailed information and instructions on how to use various features of the application.
Deltek Touch for Maconomy Installation Guide	This document provides instructions for the installation and configuration of application.
Deltek Touch for Maconomy Upgrade Guide	This document is only intended for Technical Consultants. It describes necessary steps to upgrade to the latest Touch system.
Deltek Touch for Maconomy Layout Customization Guide	This document is only intended for Technical Consultants. It describes tasks necessary for the customization of layouts of the Deltek Touch for Maconomy application.
Deltek Touch for Maconomy MScript and REST Web Services Comparison Guide	This document describes the differences between MScript and Representational State Transfer (REST) Web services to help technical consultants prepare for implementing Deltek Touch for new users or migrate their current Touch installation to REST.
Deltek Touch for Maconomy Multitenancy Setup Guide	This document is only intended for technical consultants, Cloud Ops, and power users. It provides instructions on how to set up multitenancy in Deltek Touch for Maconomy.



---

## About Deltek

Better software means better projects. Deltek is the leading global provider of enterprise software and information solutions for project-based businesses. More than 23,000 organizations and millions of users in over 80 countries around the world rely on Deltek for superior levels of project intelligence, management and collaboration. Our industry-focused expertise powers project success by helping firms achieve performance that maximizes productivity and revenue. [www.deltek.com](http://www.deltek.com)