




**Deltek**

# **Deltek Costpoint® GovCon Cloud Moderate**

**June 2022 Release Notes**  
(Costpoint MR Version 8.1.8)

**August 17, 2022**



---

While Deltek has attempted to verify that the information in this document is accurate and complete, some typographical or technical errors may exist. The recipient of this document is solely responsible for all decisions relating to or use of the information provided herein.

The information contained in this publication is effective as of the publication date below and is subject to change without notice.

This publication contains proprietary information that is protected by copyright. All rights are reserved. No part of this document may be reproduced or transmitted in any form or by any means, electronic or mechanical, or translated into another language, without the prior written consent of Deltek, Inc.

This edition published August 2022.

© Deltek, Inc.

Deltek's software is also protected by copyright law and constitutes valuable confidential and proprietary information of Deltek, Inc. and its licensors. The Deltek software, and all related documentation, is provided for use only in accordance with the terms of the license agreement. Unauthorized reproduction or distribution of the program or any portion thereof could result in severe civil or criminal penalties.

All trademarks are the property of their respective owners.

---

# Contents

Overview .....	1
Enhancements .....	2
Regulatory .....	2
State .....	2
People .....	3
Q2 2022 Form 941 Updates .....	3
Export Unposted Used Leave to Shop Floor Time .....	4
Time & Expense .....	5
General Settings .....	5
Software Issues Resolved .....	6
Accounting .....	6
Accounts Payable » Manage Vendor Terms .....	6
Accounts Payable » Select Vouchers For Payment .....	6
Accounts Receivable » Manage Cash Receipts .....	6
Accounts Receivable » Manage Customer Terms .....	6
Admin .....	6
System Administration » Manage Sales or Value Added Taxes .....	6
System Administration » Manage Standard Label Customizations .....	7
System Administration » Manage States and Provinces .....	7
Workflow » Approval Workflow Models .....	7
CRM & Contracts .....	7
Form View for New Records .....	7
Resources » Manage Contract Management Customer Info .....	7
Resources » Manage Leads and Contacts .....	7
Framework .....	7
External Tools » CONFIG .....	7
Framework .....	8
Runtime .....	8
Runtime » Client .....	8
Runtime » Server .....	8
Installation .....	8
MR Installer .....	8
Materials .....	8
Inventory » Create Physical Counts .....	8

Inventory » Manage Actual Counts.....	8
Material Requirements Planning » Update Material Requirements Plan .....	9
Product Definition » Import Items .....	9
Production Control » Manage Manufacturing Orders .....	9
Purchasing » Create Purchase Order Change Orders.....	9
Purchasing » Manage Purchase Orders.....	9
Purchasing » Print Purchase Orders .....	9
Receiving » Manage Purchase Order Receipts .....	9
Sales Order Entry » Approve Sales Orders.....	10
Sales Order Entry » Import Sales Orders .....	10
Sales Order Entry » Manage Sales Orders .....	10
Supplier Portal » Manage Supplier Actions .....	10
People.....	10
Benefits » Store Employee Benefit Options Offered .....	10
Employee » Manage Employee Information.....	10
Employee » Manage Job Templates .....	10
Employee Self Service » Direct Deposit.....	11
Labor » Export Data to Deltek Time and Expense .....	11
Payroll » Compute Payroll .....	11
Payroll » Create Accounts Payable Vouchers.....	11
Planning.....	11
Administration » Report Table Update Process .....	11
Organization Budgeting » Compute Forward Rates.....	11
Organization Budgeting » Organization Budgets/Outlooks .....	12
Project Budgeting » Project Budgets/EACs.....	12
Resource Planning » Budget by Resource.....	12
Projects.....	12
Billing » Calculate Retroactive Bills .....	12
Billing » Calculate Standard Bills .....	12
Billing » Manage Standard Bills .....	13
Billing » Reverse Previous Bills .....	13
Project Setup » Import Project Master Data .....	13
Project Setup » Manage Modifications .....	13
Project Setup » Manage Prior Year Cost and Revenue .....	13
Project Setup » Manage Project User Flow.....	13
Subcontractor Management » Manage Work Assignments .....	13

---

Reports & Analytics .....	13
Business Intelligence » Business Intelligence .....	13
Time & Expense .....	14
Configuration » Import Master Data .....	14
Configuration » UDT01 .....	14
Configuration » UDT02 .....	14
Expense » Expense Authorization .....	14
Expense » Expense Report .....	15
Expense » Manage/Approve Expense Authorizations .....	15
Expense » Manage/Approve Expense Reports .....	15
Time » Approve Timesheet Charges .....	15
Time » Charge Activity .....	15
Time » Export Timesheets .....	15
Time » Manage/Approve Timesheets .....	15
Time » Timesheet .....	15
Time » Timesheet Classes .....	16
Known Issues .....	17
BnP PSR Trending Analysis .....	17
User Effective Rights Report .....	17
Appendix: For Additional Information .....	18
Deltek Support Center .....	18
Access Deltek Support Center .....	18

## Overview

This document is a compilation of Costpoint, Costpoint Planning, and Time & Expense enhancements and software defect resolutions from May 2022 (CP Maintenance Release 8.1.8) and also includes any regulatory enhancements.

These will be applied to the Cloud environment mid-June. See announcements on your portal page for details.

Note that the version numbers above (for example, 8.1.8) refer to the Costpoint Maintenance Release (MR) upon which this document is based are for reference only.

If you have feedback or questions, please send an email to [DeltekDocumentationFeedback@deltek.com](mailto:DeltekDocumentationFeedback@deltek.com).

## Enhancements

This section includes summaries of the enhancements made to existing features in this release.

### Regulatory

#### State

##### Alabama 2022 Tax Table Updates

Alabama's withholding guide was updated to incorporate changes from a bill increasing the state's standard deductions.

The bill increases the maximum standard deductions by **\$1,000** for individuals who are married filing jointly and by **\$500** for other filing statuses. The bill also changes the thresholds for the state's dependent exemptions, allowing an exemption of \$1,000 per dependent if an individual's annual income is up to \$50,000, instead of \$20,000, and an exemption of \$500 if income is more than \$50,000 and up to \$100,000.

To support the state updates, this release applies changes to the following screens:

- Manage State Taxes (PRMSTI)
- Manage State Standard Deductions (PRMSSD)
- Manage State Tax Withholding Adjustments (PRMSTAC)
- Manage State Tax Tables (PRMSTT)

**Attention:** For more information, refer to: [https://revenue.alabama.gov/wp-content/uploads/2021/08/whbooklet\\_42722.pdf](https://revenue.alabama.gov/wp-content/uploads/2021/08/whbooklet_42722.pdf).

##### Maryland 2022 Tax Table Updates

Maryland's 2022 withholding guide, which has a March 2022 revision date and a January 2022 effective date, increases the range of the state's standard deduction. The standard deduction, which is 15% of the employee's gross income subject to a minimum and maximum, increased to a minimum of **\$1,600** and a maximum of **\$2,400**, up from a range of \$1,550 to \$2,350.

The guide's percentage methods were otherwise unchanged from the previous revision dated January 2021.

To support the state updates, this release applies changes to the Manage State Standard Deductions screen:

**Attention:** For more information, [https://marylandtaxes.gov/forms/21\\_forms/Withholding\\_Guide.pdf](https://marylandtaxes.gov/forms/21_forms/Withholding_Guide.pdf).

##### Utah 2022 Tax Table Updates

Utah published the Withholding Tax Guide with the following updates effective May 1, 2022:

- The tax rate decreases from 4.95% to **4.85%**.
- The base allowance for single employees increases from \$360 to **\$390**. The base allowance for married employees increases from \$720 to **\$780**.

- In Line 4 of the withholding tax formulas (to determine by how much the allowances are reduced), the amounts subtracted from wages increased. For single employees, the amount increases from \$7,128 to **\$7,774** annually. For married employees, the amount increases from \$14,256 to **\$15,548** annually.

To support the state updates, this release applies changes to the following screens:

- Manage State Standard Deductions (PRMSSD)
- Manage State Tax Withholding Adjustments (PRMSTAC)
- Manage State Tax Tables (PRMSTT)

**Attention:** For more information, refer to: <https://tax.utah.gov/forms/pubs/pub-14.pdf>.

## People

### Q2 2022 Form 941 Updates

A draft version of Form 941 for use in the second to fourth quarters of 2022 was issued April 14 by the Internal Revenue Service. The draft Form 941, Employer's Quarterly Federal Tax Return, was updated to remove lines pertaining to the COBRA premium assistance credit. The credit expired in September but could still be claimed by some employers on Form 941 for the first quarter of 2022.

The structure of the draft form indicates that the form is expected to be used for each of the remaining quarters of 2022. In the list of check boxes indicating the quarter for which the form is to be filed, the boxes for the second to fourth quarters of 2022 are blank. Only the box for the first quarter is grayed out.

Lines 11e, 11f, and 13f were labeled "Reserved for future use" on the draft form. Line 11e previously reported the nonrefundable portion of the COBRA premium assistance credit, Line 11f reported the number of individuals receiving assistance, and Line 13f reported the nonrefundable portion of the credit.

Line 11g, which reports the total amount of nonrefundable credits, was updated to remove a reference to Line 11e. Similarly, Line 13g, which reports the total amount of refundable credits, was updated to remove a reference to Line 13f.

**Note:** For more information, refer to:

- Form: <https://www.irs.gov/pub/irs-dft/f941--dft.pdf> (Draft as of Apr 14, 2022)
- Instruction: <https://www.irs.gov/pub/irs-dft/i941--dft.pdf> (Not yet available)

### Print Quarterly Federal Payroll Tax Report (PRRFDTAX)

To support the Form 941 updates, this release applies the following updates to the Print Quarterly Federal Payroll Tax Report application:

- If the **Payroll Year** is **2022** and **Reporting Date** falls on or after **04/01/2022**, the screen disables the COBRA premium assistance provided this quarter field in the **COBRA Premium Assistance** group box.
- If the **Reporting Date** falls on or after **04/01/2022**, the report will display blank values in Line 11e and Line 13f on the **Federal 941 Data** section. In addition, the Worksheet 3: COBRA Premium Assistance Credit section will not be displayed.



## Export Unposted Used Leave to Shop Floor Time

Costpoint provides you the ability to include unposted used leave when you export leave balances to Shop Floor Time.

Configure Labor Settings (LDMLABOR)

The screen provides the following new field in the **Shop Floor Time** group box of the Timesheet Options tab:

Field	Description
<b>Export Unposted Used Leave</b>	<p>Select this check box if both posted and unposted used leaves should be included when leave balances are exported to Shop Floor Time from the Export Project Manufacturing Data screen. If you select this check box, leave balances will be based on this formula: Leave Balance = Beginning Balance + Year-to-Date Accrued Leave – Posted Used Leave – Unposted Used Leave.</p> <p>If this check box is not selected, only posted used leave will be included when leave balances are exported to Shop Floor Time from the Export Project Manufacturing Data screen. If you clear this check box, leave balances will be based on this formula: Leave Balance = Beginning Balance + Year-to-Date Accrued Leave – Posted Used Leave.</p>

Export Project Manufacturing Data (LDPEXPM)

If the login company's **Export Unposted Used Leave** check box is selected on the Configure Labor Settings screen, the Export Project Manufacturing Data screen will include both posted and unposted used leaves when leave balances are exported to Shop Floor Time. Leave balances will be based on this formula: Leave Balance = Beginning Balance + Year-to-Date Accrued Leave – Posted Used Leave – Unposted Used Leave.

If the login company's **Export Unposted Used Leave** check box is not selected on the Configure Labor Settings screen, the Export Project Manufacturing Data screen will include only posted used leave when leave balances are exported to Shop Floor Time. Leave balances will be based on this formula: Leave Balance = Beginning Balance + Year-to-Date Accrued Leave – Posted Used Leave.

Set Up Company (SYPCOMP)

When you copy an existing company's Labor Settings (LAB\_SETTINGS) setup, the application will also copy the Export unposted used leave to the Shop Floor Time (SFT\_UPOSTED\_USED\_LV\_FL) column value.

Print Data Dictionary Report (SYRDD)

The Print Data Dictionary Report now provides information for the new Export unposted used leave to the Shop Floor Time (SFT\_UPOSTED\_USED\_LV\_FL) column on the Labor Settings (LAB\_SETTINGS) table.

## Time & Expense

### General Settings

The Integrations Settings tab of the General Settings screen (**Time & Expense » Configuration » General Controls » General Settings**) was updated to prevent ITAR restrictions from being applied to non-Cloud customers. This update ensures that customers who are using Manufacturing and Time & Expense will be able to select either **Use Build Part ID** or **Use Build Part Description** from the **Manufacturing Order Name** drop-down list.

## Software Issues Resolved

### Accounting

#### Accounts Payable » Manage Vendor Terms

**Defect 1652374:** You encountered an error when you clicked **Next** to browse through vendor term records. This occurred when you created 10 or more new records, clicked **Save**, logged off Costpoint, and then logged on and reopened the Manage Vendors Terms screen.

#### Accounts Payable » Select Vouchers For Payment

**Defect 1627079:** When you validated pay when paid vouchers, the message "No records meet the selection criteria" displayed even when a PO voucher with a **Pay When Paid** status exists. This occurred when:

- The voucher you attempted to validate was linked to a project that has a loaded labor billing formula.
- You updated the invoice status to **SELECTED** on the Standard Billing Info tab of the Manage Standard Bills screen.
- You updated the **Amount to Bill** field on the Detail subtask of the Manage Standard Bills screen to a value that is greater than the invoice amount on the Manage Purchase Order Vouchers screen.
- You updated the **Amount Received** field on the Invoice Information Detail subtask of the Manage Cash Receipts screen to a value that is less than the **Amount to Bill** field value on the Detail subtask of the Manage Standard Bills screen.

As a workaround, do not update the **Amount to Bill** field in Manage Standard Bills and the **Amount Received** field in Manage Cash Receipts.

#### Accounts Receivable » Manage Cash Receipts

**Defect 1627881:** When you updated the currency of an existing cash receipt to a currency that is not **USD**, clicked **Apply**, and clicked **Recalculate**, the values in the amount fields of unknown invoices were set to 0. As a workaround, re-enter the correct values in the affected amount fields.

#### Accounts Receivable » Manage Customer Terms

**Defect 1630288:** You encountered an error when you clicked **Next** to browse through customer term records. This occurred when you created 10 or more new records, clicked **Save**, logged off Costpoint, and then logged on and reopened the Manage Customer Terms screen.

### Admin

#### System Administration » Manage Sales or Value Added Taxes

**Defect 1612530:** You might have received an error message when you scrolled through records. The error went away when you closed it.

## System Administration » Manage Standard Label Customizations

**Defect 1626126:** An Invalid RS Metadata error occurred when the Manage Standard Label Customizations application loaded.

## System Administration » Manage States and Provinces

**Defect 1601709:** A warning message did not display when there was a duplicate State code entry in the Manage States and Provinces application.

## Workflow » Approval Workflow Models

**Defect 1652402:** You might have encountered the following error when you started an approval process: "Approval workflow cannot proceed: No users found for Role PM in activity PM Approval."

## CRM & Contracts

### Form View for New Records

**Defect 1654706:** The following screens now switch to Form view when you click **New** on the toolbar:

- Manage Opportunities
- Manage Contracts
- Manage Subcontracts
- Manage Leads and Contacts
- Manage Activities

### Resources » Manage Contract Management Customer Info

**Defect 1655902:** There were missing logical keys when the records you queried were a mix of regular and prospective customers and you then clicked the **Make Available Offline** button.

### Resources » Manage Leads and Contacts

**Defect 1611181:** The following fields have been added to this screen to allow you to determine who created and last updated the lead/contact record, and when the record was created or last modified:

- **Created By:** This field displays the user ID of the person who created the lead/contact record. The unlabeled field to the right of this field displays the date when the record was created.
- **Modified By:** This field displays the user ID of the person who last modified the lead/contact record. The unlabeled field to the right of this field displays the date when the record was last modified.

## Framework

### External Tools » CONFIG

**Defect 1637966:** The Costpoint Configuration Utility updated the IISProxy.ini file with the same information when you used multiple IIS servers.

**Defect 1670115:** When a configuration was saved on the System Integrations tab under Govwin IQ, the **Tenant ID** and **User ID** fields changed to random characters.

## Framework

**Defect 1629502:** When you switched between Form view and Table view and scrolled through records, Costpoint placed a green check mark next to the record rows, although the records were not edited, and Costpoint still required you to save the record.

**Defect 1650002:** The DLTKSMB Basic Screen user interface profile did not work.

**Defect 1655055:** Costpoint Extensibility did not work in dashboards after you upgraded from Costpoint version 7.1 to version 8.1.

**Defect 1672388:** In the Microsoft Edge browser, the Lookup field was unresponsive when it was the initial field shown on the page. You had to set the focus on another area of the screen, and then click the magnifying glass for it to work correctly.

## Runtime

**Defect 1628612:** In the Manage/Approve Timesheets application, the hours on the last day of the period were cut off from view by the separator bar between the last day and the total hours for the week column.

**Defect 1646611:** When you set the Max File Size in the Costpoint Configuration Utility on the CMS tab, the following error occurred when you viewed a file even though it was less than 3000000 KB: "Content Files over 3000000 KB in size cannot be viewed from Costpoint screens."

### Runtime » Client

**Defect 1652399:** When you opened the Home Dashboard application for the first time, an Unsaved Changes Message displayed when there were no changes to save.

### Runtime » Server

**Defect 1647441:** When a user had Edit access to the Manage Vendors (APMVEND) application, the user could edit Vendor Classification information but could not add or edit information on the Contacts subtask.

## Installation

### MR Installer

**Defect 1647333:** The Web Tier installer only updated the registry when upgrading from Costpoint 8.0 to 8.1 and not with every run of the monthly release (MR) on the Web Tier. Also, the installer did not allow older MRs to run.

## Materials

### Inventory » Create Physical Counts

**Defect 1646075:** When you generated a new physical count, the last transaction ID in the warehouse did not update. The system generated the correct sequence number, but the Manage Warehouses screen did not display the new number in the last transaction ID. This occurred only when you printed or previewed the operation, and then ran the **Create and Print Physical Count** option.

### Inventory » Manage Actual Counts

**Defect 1636004:** When you saved a Manage Actual Counts record with a Default Adjustment Reason, you encountered a parent key error.

**Defect 1646049:** When you entered the employee ID in the **Reconciled By** field, the respective **Reconciled Date/Time** fields were not populated.

## Material Requirements Planning » Update Material Requirements Plan

**Defect 1637942:** When you ran the **Update Material Requirements Plan** option, the system planned excess quantities when there was enough available inventory from other warehouses.

**Defect 1637945:** When you ran the **Update Material Requirements Plan** option, the system allocated the available inventory and supply orders to phantom requirements prior to allocating to non-phantom requirements.

## Product Definition » Import Items

**Defect 1637990:** When you updated a field in Import Items, the following fields were set to zero/null:

- COUNT\_TOL\_PCT\_RT
- COUNT\_FREQ\_NO
- SHELF\_LIFE\_DAYS\_NO
- WEIGHT\_NO
- S\_VEND\_RESTRICT\_CD

## Production Control » Manage Manufacturing Orders

**Defect 1635381:** When you added a new requirement line using the same component and inventory abbreviations as the requirement in a line, the reservation lines and inventory reservation quantities doubled when Manufacturing Execution (MES) manufacturing order (MO) requirement lines were split.

## Purchasing » Create Purchase Order Change Orders

**Defect 1645669:** When you created a purchase order (PO) on the Create Purchase Orders screen and clicked the **Create Change Order** button, the New Change Order Number was correctly updated. However, when you saved the record, you encountered the following error: "The Purchase Order has not been updated since the last time you created a change order. Add the necessary changes to the PO to reflect the previous change order before creating a new one."

## Purchasing » Manage Purchase Orders

**Defect 1628978:** When you imported a sales order (SO) with the same part and price as a previously entered SO in Manage Sales Orders, Costpoint populated the Trans Currency Ext Price Amount and Tax with decimal places instead of rounding off the values.

**Defect 1629264:** When you created a release order in Manage Purchase Orders, the organization defaulted to the Project's Owning Organization.

## Purchasing » Print Purchase Orders

**Defect 1635957:** When you printed a purchase order (PO), the FAR/Agency, FAR/Supplemental Regulations, and Title from Manage Subcontracts were not included in the PO Print function.

## Receiving » Manage Purchase Order Receipts

**Defect 1628537:** When you received the amount only for a standard purchase order (PO), the system populated the Functional Received Amount with the Transactional Amount.

**Defect 1628540:** When you autoloading receipts for Subcontractor POs with exchange rate, the system calculated the Accepted Amount incorrectly, resulting in the following error message: "Accepted amount cannot be greater than the received amount."

**Defect 1633136:** You were able to delete or modify receipts to zero when there was no inventory in the acceptance location when received and accepted quantities and receiving and acceptance locations were removed from the receipts before you saved them.

## Sales Order Entry » Approve Sales Orders

**Defect 1653887:** When you printed the sales order acknowledgement while the sales order (SO) was open on the Approve Sales Orders screen and the SO was then approved, the SO header did not change to Approved.

## Sales Order Entry » Import Sales Orders

**Defect 1631635:** When you processed an update and the value came from the Catalog/Project default value, the **Ship From** address was set to blank.

**Defect 1647398:** When you imported a sales order (SO) with the same part and price as a previously entered SO in Manage Sales Orders, Costpoint populated the Trans Currency Ext Price Amount and Tax with decimal places instead of rounding off the values.

**Defect 1671946:** When you tried to import notes, you encountered an error, and the **Line Notes** field was not populated.

## Sales Order Entry » Manage Sales Orders

**Defect 1636604:** When you queried a sales order (SO) and changed a warehouse on the SO line, you encountered an error. To avoid this error, the application has been updated so that if the line has been fully issued, the warehouse will be inactive to not allow change. If the line is partially issued and the warehouse changes, the system will assign a new reservation in the updated warehouse.

## Supplier Portal » Manage Supplier Actions

**Defect 1638008:** The application has been modified to make the Requisition ID and the Requisition Line Number available in the result set.

## People

### Benefits » Store Employee Benefit Options Offered

**Defect 1626156:** The application generated excessive warnings for previously processed records.

### Employee » Manage Employee Information

**Defect 1654446:** A system error displayed when you updated an employee record if the existing Social Security Number (SSN) in the database contained dashes.

### Employee » Manage Job Templates

**Defect 1646067:** When you attempted to print the record in either the vertical or horizontal layout, a critical system error occurred. You were able preview the record either vertically or horizontally, but you still were not able to print the record from the preview page.

## Employee Self Service » Direct Deposit

**Defect 1672837:** When you added a new account for net pay, the system allowed you to delete the active account completely. The screen then displayed the following message: “Your current account distribution will remain in place until the new account information has been verified by your financial institution. Once it is verified, the new account distribution will become effective.” However, the screen deleted the account from the employee’s bank information screen and displayed only the pending account.

## Labor » Export Data to Deltek Time and Expense

**Defect 1633154:** Leave payout records were not included in the export to Deltek Time and Expense if the leave payout creation date and the termination date did not fall within the same leave period.

**Defect 1635723:** After you upgraded to MR 8.1.4, Costpoint no longer exported company groups to Deltek Time and Expense. This issue occurred when you have only one company in Costpoint.

**Defect 1645957:** The screen should display a warning if you have the following setup:

- ITAR functionality is not enabled.
- The **Use Part Data Security Controls** check box is selected on the Configure Product Definition Settings screen.
- The **Use Build Part ID** option is selected as the **MO Build Description** on the Export Data to Deltek Time and Expense screen.

**Defect 1652465:** A fatal error occurred when you ran the Export Data to Deltek Time and Expense process through the Web Integration Console (WIC). As a workaround, you can use the Export Data to Deltek Time and Expense screen to run the export process.

**Defect 1652529:** When you used stand-alone and co-deployed Costpoint and Deltek Time and Expense systems, the application did not create the link or UDT02 files for export.

## Payroll » Compute Payroll

**Defect 1645620:** A system error occurred when you processed a timesheet record for an employee that had a blank withholding state on the Manage Employee Taxes screen.\

## Payroll » Create Accounts Payable Vouchers

**Defect 1686942:** A critical system error occurred when you ran the Create Accounts Payable Vouchers process if the vendor terms were set to a specific day of month.

## Planning

### Administration » Report Table Update Process

**Defect 1633709:** A truncation error occurred during the refresh process when a PLC greater than 10 characters was present in the TS\_LINE.

**Defect 1639327:** A truncation error occurred during the refresh process due to the column size of Z\_CMN\_EXP\_LINE\_CHARGE.EXPENSE\_TEXT. The column was updated to 254 characters to correct the error.

### Organization Budgeting » Compute Forward Rates

**Defect 1649784:** You encountered a performance issue when you ran the Compute Forward Rates application.



## Organization Budgeting » Organization Budgets/Outlooks

**Defect 1510897:** Direct utilization splits displayed as zero after you saved and committed the budget.

## Project Budgeting » Project Budgets/EACs

**Defect 1420531:** When the budget periods were based on timesheets, the actuals did not populate correctly.

**Defect 1619612:** The hours in Employee Schedule did not accurately reflect adjustments to holiday hours made in Budget by Resource.

**Defect 1678103:** The ESUB\_PD table did not populate with prior years' budget data for clients who are using fiscal years other than January-December.

## Resource Planning » Budget by Resource

**Defect 1604369:** When the same Generic Staff/Account/Org/PLC combination was present in the Project Budget or EAC, the Generic Staff total hours doubled in Budget by Resource.

## Projects

### Billing » Calculate Retroactive Bills

**Defect 1620050:** This application did not calculate the retroactive amount when the invoice net amount was zero.

### Billing » Calculate Standard Bills

**Defect 1653862:** Some WAWF columns were not populated in the BILL\_EDIT\_DETL table after you calculated standard bills for some billing formulas.

**Defect 1670557:** The following applications have been updated such that the BILL\_EDIT\_DETL.BILL\_QTY field will be zero for H transaction types (labor transactions). Previously, the system updated BILL\_EDIT\_DETL.BILL\_QTY with the Bill Rate Amount when BILL\_EDIT\_DETL.RPT\_ONLY\_FL = Y.

Application	Defect No.
Calculate Standard Bills	1670557
Calculate Retroactive Bills	1671137
Post Standard Bills	1671076

**Defect 1672962:** You received a critical system error when you calculated more than one bill at a time and one of the projects has timesheet comments on it.

**Defect 1674758:** Unused records have been deleted from work tables.

**Defect 1677500:** When you calculated two bills at the same time, the process completed with errors with the following message: "text not found for the resource id: CALCBILLS\_NO\_INVOICE\_ERR Count." No invoices were created. Calculating the bills one at a time, however, created an invoice for each bill.

## Billing » Manage Standard Bills

**Defect 1651386:** A system error occurred on this screen after you edited and tried to save a record having customer terms with **Due Date Method** set to **Day of Month** in Manage Customer Terms.

## Billing » Reverse Previous Bills

**Defect 1652544:** The line description was missing on the printed reverse bill.

As a workaround, you can manually add the line description in the downloaded/printed report (for example, in Microsoft Excel or in PDF).

## Project Setup » Import Project Master Data

**Defect 1635241:** You encountered the following error when you imported a PROJ\_USER\_ROLE.csv file: "Role Cd does not exist."

## Project Setup » Manage Modifications

**Defect 1615132:** When you entered amounts in **Value** and **Fee**, tabbed out of the fields, and then tried to save the record, Costpoint populated **Cost** with the amount you entered in **Value** or **Fee** and **Fee%** with **100%**, resulting in the following error message: "The values are inconsistent."

As a workaround, you can delete the values in **Cost** and **Fee%** before saving.

## Project Setup » Manage Prior Year Cost and Revenue

**Defect 1673699:** You received the following error when you retrieved more than 20 rows per record in the Details table window: "MasterBean: the number of connections requested by this application exceeded the maximum allowed number of 20."

As a workaround, retrieve fewer than 20 rows at a time. Another option is that, if you are not using Multicurrency and your functional currency is equal to the billing currency for all projects, you can update the MU\_TRN\_CRNCY\_CD column to the functional currency in the PSR\_PY\_SUM table.

## Project Setup » Manage Project User Flow

**Defect 1618602:** When you made changes on the User-Defined Info subtask, Costpoint updated PROJ.TIME\_STAMP for the edited project along with its lower-level projects. The system should have updated the time stamp only for the edited project.

## Subcontractor Management » Manage Work Assignments

**Defect 1611881:** This application now displays the following warning message when you make changes in the **Validation Rules** group box on the Business Rules tab when timesheets or expense reports already exist against the work assignment: "Changing the business rules with posted/unposted timesheet or expense can cause incorrect data for corrections, reversals, and invoice calculation."

## Reports & Analytics

### Business Intelligence » Business Intelligence

**Defect 1647275:** The Planning Revenue Summary Report Template displayed all levels of the selected project instead of the specified level only.

**Defect 1651146:** The Company prompt of the AR Aging Report derived the list of values from the fact table instead of the GL\_CONFIG table.

**Defect 1654807:** Contracts UDEF did not display in the query when the new UDEF format was used in the Contracts model. This defect affects CRM & Contracts users.

**Defect 1654815:** The Opportunity ID and Contracts ID were missing in the Opp UDEF folder of the Contracts model. This defect affects CRM & Contracts users.

## Time & Expense

### Configuration » Import Master Data

**Defect 1644442:** Though UDT06/07\_ID was set to null, UDT06/07\_COMPANY\_CD was not.


**Defect 1646691:** New O records with a null FUNCTIONAL\_ROLE\_CD were skipped during importation of employee groups when they should have been processed, with the FUNCTIONAL\_ROLE\_CD defaulting to PSPVSR. The only indication that the record was skipped was that the count was inaccurate.

### Configuration » UDT01


**Defect 1632985:** When Time & Expense was co-deployed and Project mapping UDC fields were set, UDC export setting changes did not properly update.

### Configuration » UDT02


**Defect 1632976:** In co-deployed systems, the user-defined values under **Project Mapping** on the Integrations Settings tab of General Settings did not automatically populate the equivalent fields under **User-Defined** on the UDT02 screen.

As a workaround, you can run a manual update: After you open the application and perform the query, select the records you want to update and click the new **Set Co-deployed Data** option on the Action menu ( icon).

**Defect 1633678:** When values in **Project Name** and **Project Long Name** in Costpoint were not identical, and when Time & Expense was configured to display the long name, the **Project Name** value displayed instead.

As a workaround, you can run a manual update: After you open the application and perform the query, select the records you want to update and click the new **Set Co-deployed Data** option on the Action menu ( icon).

**Defect 1633681:** When Time & Expense was co-deployed, **Start Date** and **End Date** were blank, even though these fields were configured to automatically populate values from Costpoint (**Override Start/End Dates** was clear).

As a workaround, you can run a manual update: After you open the application and perform the query, select the records you want to update and click the new **Set Co-deployed Data** option on the Action menu ( icon).

### Expense » Expense Authorization

**Defect 1653300:** Because the current user language ID was not used to determine the correct Signature text for the user, the two did not always match.

## Expense » Expense Report

**Defect 1621319:** After you added an expense to an expense report currently under review and also uploaded an overall attachment, and you saved your revision without selecting the **Set to Draft** check box, the tasks were removed and the status remained Under Review.

**Defect 1633119:** You received an error message if you attempted to add 20 or more expenses to an expense report.

**Defect 1638017:** Application behavior was inconsistent, depending on when you attached an expense authorization to an expense report.

**Defect 1642132:** The Attachment task step and subsequent user-directed steps failed to generate notification emails for the employee.

**Defect 1653304:** The **Signature** button text did not match the language specified in the user's Login ID.

**Defect 1672541:** Users recording mileage could enter decimals with placements that were at variance with the numbers allowed.

## Expense » Manage/Approve Expense Authorizations

**Defect 1654452:** Because the current user language ID was not used to determine the correct approval Signature text for the user, the two did not always match.

## Expense » Manage/Approve Expense Reports

**Defect 1654445:** The **Approval** button text did not match the language specified in the user's Login ID.

## Time » Approve Timesheet Charges

**Defect 1651098:** **Approve** and **Reject** buttons were disabled if more than 41 records displayed.

## Time » Charge Activity

**Defect 1670618:** When the Charge Activity report was run by a user whose role did not include charge security, an error occurred.

## Time » Export Timesheets

**Defect 1580946:** When you attempted to set the timesheet date to the current period for a correcting timesheet, Direct Import did not permit adjustments to the date range.

**Defect 1652467:** Clients with co-deployments experienced performance issues during the "gathering timesheets" phase when exporting large numbers of timesheets (20K or more).

## Time » Manage/Approve Timesheets

**Defect 1651320:** The **Signature** and **Approval** button texts did not match the language specified in the user's Login ID.

## Time » Timesheet

**Defect 1621647:** The **Signature** button text did not match the language specified in the user's Login ID.

**Defect 1628518:** The time stamp did not update when revisions were made to timesheet cells.

**Defect 1630748:** When you attempted to save a charge line to Favorites where the UDT10 was blank, the charge line could only be saved first and not after other UDT10s were saved on the same charge.

**Defect 1636372:** When you received an Invalid Proj Org error message and attempted to change a line marked for deletion, the row numbers in the table jumped from 1 to 5 after you copied the line.

**Defect 1639204:** If a user initiated an undo correction on a prior year correcting timesheet that was never exported, while the new leave year beginning balance had been exported, the result was a record of leave taken dated earlier than the beginning balance. This resulted in an incorrect leave balance for the current year.

**Defect 1649735:** When Group Cache was not enabled, charges did not display in the charge lookup.

**Defect 1672178:** When the user's locale was left blank, the date format defaulted to en\_US locale format instead of the locale designated in System Settings.

## Time » Timesheet Classes

**Defect 1645902:** When you configured the **Validation** field as **Error** or **Warning** for both **Weekly Overtime** and **Daily Overtime**, the validation setting for **Weekly Overtime** reverted to **None** after the new timesheet class was created.

## Known Issues

The following are known issues in this release.

### BnP PSR Trending Analysis

An error may occur when you generate the BnP PSR Trending Analysis report because of an Oracle compatibility issue.

### User Effective Rights Report

If you are a cloud customer, you may encounter an error when you run the User Effective Rights Report. The error is caused by a CPSYSTEM database connection issue. As a workaround, use the Effective User Rights report available in Costpoint located at **Admin » Security » Security Reports/Inquiries » Print Effective User Rights Report**.

## Appendix: For Additional Information

### Deltek Support Center

The Deltek Support Center is a support website for Deltek customers who purchase an Ongoing Support Plan (OSP).

The following are some of the many options that the Deltek Support Center provides:

- Search for product documentation, such as release notes, install guides, technical information, online help topics, and white papers
- Ask questions, exchange ideas, and share knowledge with other Deltek customers through the Deltek Support Center Community
- Access Cloud-specific documents and forums
- Download the latest versions of your Deltek products
- Search Deltek's knowledge base
- Submit a support case and check on its progress
- Transfer requested files to a Customer Care analyst
- Subscribe to Deltek communications about your products and services
- Receive alerts of new Deltek releases and hot fixes
- Initiate a Chat to submit a question to a Customer Care analyst online

**Attention:** For more information regarding Deltek Support Center, refer to the online help available from the website.

### Access Deltek Support Center

**To access the Deltek Support Center:**

1. Go to <https://deltek.custhelp.com>.
2. Enter your Deltek Support Center **Username** and **Password**.
3. Click **Login**.

**Note:** If you forget your username or password, you can click the **Need Help?** button on the login screen for help.

---

## About Deltek

Better software means better projects. Deltek delivers software and information solutions that enable superior levels of project intelligence, management and collaboration. Our industry-focused expertise makes your projects successful and helps you achieve performance that maximizes productivity and revenue. [www.deltek.com](http://www.deltek.com)