



Deltek

Deltek Costpoint® 8.0

Import FAR/
Supplemental Regulation
Files Preprocessor -
Manage Subcontracts

October 25, 2021



While Deltek has attempted to verify that the information in this document is accurate and complete, some typographical or technical errors may exist. The recipient of this document is solely responsible for all decisions relating to or use of the information provided herein.

The information contained in this publication is effective as of the publication date below and is subject to change without notice.

This publication contains proprietary information that is protected by copyright. All rights are reserved. No part of this document may be reproduced or transmitted in any form or by any means, electronic or mechanical, or translated into another language, without the prior written consent of Deltek, Inc.

This edition published October 25, 2021.

© 2020 Deltek, Inc.

Deltek's software is also protected by copyright law and constitutes valuable confidential and proprietary information of Deltek, Inc. and its licensors. The Deltek software, and all related documentation, is provided for use only in accordance with the terms of the license agreement. Unauthorized reproduction or distribution of the program or any portion thereof could result in severe civil or criminal penalties.

All trademarks are the property of their respective owners.

Contents

Import FAR/Supplemental Regulation Files Subtask..... 1

 Step-by-Step Procedures on Importing Files..... 3

 Input File Information.....4

 Error Messages..... 12

Import FAR/Supplemental Regulation Files Subtask

Use this subtask to import FAR, DFARS, and other supplemental regulation clauses from comma-separated file(s) into the subcontract record.

There are two ways to work with input files in Costpoint:

- You can access the input file from the network by using alternate file locations.
- You can upload the input file to the Costpoint database; in which case, no further access to network folders is necessary.

Note: If you decide to use the first option, click the **File Location** field to select an alternate file location. If you choose the second option, leave the **File Location** field blank and use the File Upload Manager to upload the input file to the Costpoint database.

You can import two types of regulation clauses using this subtask: **FAR Clause/Provision** and **Supplemental Regulation**, the latter including Defense Federal Acquisition Regulation Supplement (DFARS) clauses. You should create separate input files for the two types as they have different file layouts and update two different subtasks upon successful import:

- **FAR Clause/Provision** updates the FAR Clauses/Provisions subtask.
- **Supplemental Regulation** updates the Supplemental Regulations subtask.

For more information on creating comma-separated value (CSV) files, see [Input File Information](#).

When you import files and errors are found, Costpoint automatically displays the Import FAR/Supplemental Regulation Files Error Report, and you can review the errors. See [Error Messages](#) for possible errors that you can encounter. Once you have imported the files without errors, Costpoint updates the FAR Clauses/Provisions and/or Supplemental Regulations subtasks of Manage Subcontracts with the information you imported. Only FAR clauses/provisions and supplemental regulations that do not previously exist will be imported upon successful import. You have to save the subcontract record before the updates can be reflected in the respective Costpoint database tables.




Note: If the input file contains an invalid subcontract ID (that is, it does not match the subcontract ID on the screen), the import process will be completed without any error, but the row or record with the invalid subcontract ID will not be imported and inserted into the FAR Clauses/Provisions and/or Supplemental Regulations subtasks.

For more information on importing FAR and supplemental regulations to Costpoint, see [Step-by-Step Procedures on Importing Files](#).

Contents

Click **New** to add a new line.

| Field | Description |
|------------------------|---|
| Regulation Type | Select the regulation type for the file record you want to upload. Valid options are FAR Clause/Provision and Supplemental Regulation . |

| Field | Description |
|----------------------|---|
| | <p>Note: Make sure that the type you select matches the corresponding type of the CSV file you are importing to avoid errors. For example, if you select FAR Clause/Provision, ensure that the input file follows the input file layout for FAR clauses/provisions as indicated in Input File Information.</p> |
| File ID | Enter a unique file ID to identify the import file record. |
| Date Imported | This field displays the system date when the file was successfully imported. This is not editable. Once this field is populated, you cannot re-import the same file. |
| Document Type | This field displays CSV when you save the record and is not editable. |
| File Location | <p>Enter the location of the input file you are importing. There are two ways to do this:</p> <ul style="list-style-type: none"> In the File Location field, enter, or click  to select, the alternate file location where the input file is located. Alternate file locations are set up on the Manage Alternate File Locations screen. From the Global Menu, click Process » File Upload. On the File Upload Manager dialog box, click Browse and use the dialog box to select the file you want to upload. If you select the Overwrite? check box, Costpoint will overwrite any file of the same name that already exists in the Costpoint database. Click Upload when you are finished. If you use this method, leave the File Location field blank. For more information about the File Upload Manager, see the File Upload Manager topic in the Getting Started Guide. <p>Note: If you select the Overwrite? check box, you will not be able to view the original file. It is recommended to upload files with a new file ID and name that is not in use to preserve files. See the following examples of file naming conventions that you can use:</p> <ul style="list-style-type: none"> CNTR-0000001Award (first file upload) CNTR-0000001Mod1 (first modification) CNTR-0000001Mod2 (second modification) |
| File Name | <p>If you entered or selected a value in File Location, enter, or click  to select, the file name of the input file saved in the network folder.</p> <p>If you used the File Upload Manager, enter, or click  to select, the file name of the input file uploaded to the Costpoint database.</p> |
| Comments | Enter comments about the import file. |

| Field | Description |
|--------------------|--|
| View File | Click this button to view the import file. When you click this button, a prompt that asks if you want to open or save the import file displays. |
| Import File | Click this button to import the file. |

Step-by-Step Procedures on Importing Files

Here are the steps on importing FAR, DFARS, and other supplemental regulation clauses from an input file into Costpoint.

To import regulation clauses/provisions into Costpoint using comma-separated values (CSV) files:

1. Create the CSV files in the format defined by the input file layout. The file layout depends on the type of the regulation type you are importing and whether you are importing the file into the Manage FAR Library, Manage Supplemental Regulations Library, Manage Contracts, or Manage Subcontracts screen. See the following topics for more information:

- [Input File Information - Manage FAR Library](#)
- [Input File Information - Manage Supplemental Regulations Library](#)
- [Input File Information - Manage Contracts](#)
- [Input File Information - Manage Subcontracts](#)

You can use any file name for the input files, but you must make sure that the order and column headers in the input file layout are followed. Otherwise, Costpoint displays the following error message when you import the file: "Invalid Import File Format."

2. Go to the Contracts domain and upload the input files. You can upload the input files into the Contracts domain using the Import FAR/Supplemental Regulation Files subtask on the following screens:
 - **Manage FAR Library:** The subtask is available on the main screen. On this subtask, you can import only FAR clauses/provisions.
 - **Manage Supplemental Regulations Library:** The subtask is available on the main screen. On this subtask, you can import only supplemental regulation clauses.
 - **Manage Contracts screen:** The subtask is available on the Contract Info tab. On this subtask, you can import both FAR and supplemental regulation files.
 - **Manage Subcontracts screen:** The subtask is available on the Subcontract Info tab. On this subtask, you can import both FAR and supplemental regulation files.

You can either use the **File Location** field on the subtask to specify the alternate file location where the input file is located, or leave the **File Location** field blank and use the File Upload Manager to upload the input file to the Costpoint database.

When you try to select a file which is a non-CSV type, Costpoint displays the following error message: "The application was unable to read the input file. Please make sure the input file is a comma separated file type."

3. Enter field information on the subtask.
4. Click the **Import File** button on the subtask.
Costpoint performs one the following:
 - If no errors are encountered, Costpoint imports the information from the input file and updates the screen where the input file was imported. The **Date Imported** field is also populated with the system date. You can proceed to step 7.

Note: Once the input file has been imported successfully, you cannot re-import it. If you click the **Import File** button for the same file, Costpoint displays the following error message: "This file has already been imported."

- If errors are encountered, Costpoint displays an error report. Review the error report and proceed to step 5.
5. Make corrections to the CSV file(s) and upload again.
 6. Repeat steps 2-5 until the import process completes without errors.
 7. Save the record.
After you save the record, Costpoint updates the database tables with information from the imported file(s).

Input File Information

Use this information as a guide in creating an input file that you can upload to Costpoint using the Import FAR/Supplemental Regulation Files subtask of the Manage Subcontracts screen.

Input File Templates

Download the template CSV files from the Deltek Support Center site at <https://deltek.custhelp.com>. The template CSV files that you can use for the Manage Subcontracts screen are:

- SUBCNTRFAR.CSV (Subcontract FAR)
- SUBCNTRSREGS.CSV (Subcontract Supplemental Regulations)

You need your regular login and password to download these files.

Input File Layout

The first row in every file is reserved for column headings. The program does not read the first row.

FAR Clause/Provision regulation type

Use the following input file layout when you select the **FAR Clause/Provision** regulation type on the Import FAR/Supplemental Regulation Files subtask of Manage Subcontracts.

| Column No | Column Name | Field Name | Data Type | Data Length | Required / Optional | Defaulting Information | Contents |
|-----------|-------------|----------------|-----------|-------------|---|--|--|
| 1 | SUBCNTR_ID | Subcontract ID | Character | 30 | Optional | If a value is not supplied in the input file, the Subcontract ID specified on the screen defaults. | |
| 2 | FAR_ID | FAR Number | Character | 25 | Required only if Title is not supplied in the input file. | | |
| 3 | FAR_TITLE | Title | Character | 256 | Optional | If the FAR number is supplied in the input file, Costpoint checks if that number exists on the Manage FAR Library screen and defaults its corresponding Title . If the FAR number does not exist or is not provided in the input file, Costpoint accepts the title in the input file. | To include special characters , enclose the whole Title text with double quotation marks. For example: "This title has special characters #\$\$%" |

| Column No | Column Name | Field Name | Data Type | Data Length | Required / Optional | Defaulting Information | Contents |
|-----------|------------------|------------------------------|-----------|-------------|---------------------|---|--|
| 4 | FAR_TYPE | FAR Type (Clause/ Provision) | Character | 1 | Required | If the FAR number is supplied in the input file, Costpoint checks if that number exists on the Manage FAR Library screen and defaults its corresponding Clause or Provision value. If the FAR number does not exist and the FAR type is not provided in the input file, Costpoint indicates in the error report that the FAR type is required. | C, P, or U |
| 5 | SUBCNTR_FAR_DESC | Description from Contract | Character | 100,000 | Optional | | If you are adding special characters or double quotation marks, enclose the whole Descripti |

| Column No | Column Name | Field Name | Data Type | Data Length | Required / Optional | Defaulting Information | Contents |
|-----------|-------------|----------------|-----------|-------------|---------------------|------------------------|---|
| | | | | | | | <p>on text with double quotation marks. For example: "special characters # \$"</p> <p>"Adding these quotes "" within this description"</p> <p>"Adding these quotes "" and special characters # \$" within this description"</p> <p>If you are adding new lines, enclose this field in double quotation marks. For example: "first line second line"</p> |
| 6 | EFFECT_DT | Effective Date | Date | Date | Optional | | Format date as yyyy-mm-dd. |

| Column No | Column Name | Field Name | Data Type | Data Length | Required / Optional | Defaulting Information | Contents |
|-----------|---------------|---------------------------|-----------|-------------|---------------------|--|----------------------------------|
| 7 | APPLIC_FL | Applicable to Subcontract | Character | 1 | Optional | If a value is not supplied in the input file, Y defaults. | Y or N |
| 8 | PAGE_NO | Page No | Number | 10 | Optional | | |
| 9 | PAGE_REF_ID | Page Reference No | Character | 10 | Optional | | |
| 10 | SEND_PO | Send to PO | Character | 1 | Required | If a value is not supplied in the input file, N defaults. | Y or N |
| 11 | COMMENTS | Comments | Character | 254 | Optional | | |
| 12 | INCLUDE_FL | Included | Character | 1 | Optional | Null | I (IBR) or F (Full Text) |
| 13 | RISK_LVL_FL | Risk Level | Character | 1 | Optional | | H (High), M (Medium), or L (Low) |
| 14 | FAR_NOTES | Notes | Character | 256 | Optional | | |
| 15 | SUBCNTR_NOTES | Subcontract Notes | Character | 256 | Optional | | |

Supplemental Regulation regulation type

Use the following input file layout when you select the **Supplemental Regulation** regulation type on the Import FAR/Supplemental Regulation Files subtask of Manage Subcontracts.

| Column No | Column Name | Field Name | Data Type | Data Length | Required / Optional | Defaulting Information | Contents |
|-----------|-------------|----------------|-----------|-------------|---------------------|---|--|
| 1 | SUBCNTR_ID | Subcontract ID | Character | 30 | Optional | If a value is not supplied in the input file, the Subcontract ID specified on the screen defaults. | |
| 2 | DFAR_ID | Clause Number | Character | 25 | Required | | |
| 3 | DFAR_TITLE | Title | Character | 256 | Optional | If the clause number is supplied in the input file, Costpoint checks if that number exists on the Manage Supplemental Regulations Library screen and defaults its corresponding Title . If the clause number does not exist or is not provided in the input file, Costpoint accepts the title in the input file. | To include special characters , enclose the whole Title text with double quotation marks. For example: "This title has special characters #\$\$%" |

| Column No | Column Name | Field Name | Data Type | Data Length | Required / Optional | Defaulting Information | Contents |
|-----------|-------------------|---------------------------|-----------|-------------|---------------------|------------------------|---|
| 4 | AGENCY_CD | Agency | Character | 15 | Optional | | |
| 5 | SUBCNTR_DFAR_DESC | Description from Contract | Character | 100,000 | Optional | | <p>If you are adding special characters or double quotation marks, enclose the whole Description text with double quotation marks. For example:</p> <p>"special characters # \$"</p> <p>"Adding these quotes "" within this description"</p> <p>"Adding these quotes "" and special characters # \$" within this description"</p> <p>If you are adding new lines, enclose this field in double</p> |

| Column No | Column Name | Field Name | Data Type | Data Length | Required / Optional | Defaulting Information | Contents |
|-----------|-------------|---------------------------|-----------|-------------|---------------------|--|---|
| | | | | | | | quotation marks. For example: "first line second line" |
| 6 | EFFECT_DT | Effective Date | Date | Date | Optional | | Format date as yyyy-mm-dd. |
| 7 | APPLIC_FL | Applicable to Subcontract | Character | 1 | Optional | If a value is not supplied in the input file, Y defaults. | Y or N |
| 8 | PAGE_NO | Page No | Number | 10 | Optional | | |
| 9 | PAGE_REF_ID | Page Reference No | Character | 10 | Optional | | |
| 10 | SEND_PO | Send to PO | Character | 1 | Required | If a value is not supplied in the input file, N defaults. | Y or N |
| 11 | COMMENTS | Comments | Character | 254 | Optional | | |
| 12 | INCLUDE_FL | Included | Character | 1 | Optional | Null | I (IBR) or F (Full Text) |
| 13 | RISK_LVL_FL | Risk Level | Character | 1 | Optional | | H (High), M (Medium), or L (Low) |
| 14 | DFAR_NOTES | Notes | Character | 256 | Optional | | |

| Column No | Column Name | Field Name | Data Type | Data Length | Required / Optional | Defaulting Information | Contents |
|-----------|---------------|-------------------|-----------|-------------|---------------------|------------------------|----------|
| 15 | SUBCNTR_NOTES | Subcontract Notes | Character | 256 | Optional | | |

Error Messages

This section contains the error messages you may encounter when importing regulation clauses using the Import FAR/Supplemental Regulation Files subtask of the Manage Subcontracts screen.

FAR Clause/Provision

The following error messages may display on the error report when you import an input file for the **FAR Clause/Provision** regulation type.

| Field Name | Column Name | Condition | Error Message |
|------------------------|----------------------|---------------------------------------|---|
| Subcontract ID | SUBCNTR_ID | | The following field is too long: Subcontract ID. |
| FAR Number | FAR_ID | | The following field is too long: FAR Number. |
| Title | FAR_TITLE | | The following field is too long: Title. |
| FAR Number and Title | FAR_ID and FAR_TITLE | Both are blank. | The following field is required: FAR Number or Title. |
| FAR Type | FAR_TYPE | FAR Type is not C, P, or U. | The following field does not contain a valid value of 'C' or 'P' or 'U': FAR Type. |
| Effective Date | EFFECT_DT | | The following field does not contain a valid date: Effective Date. |
| Applicable to Contract | APPLIC_FL | Applicable to Contract is not Y or N. | The following field does not contain a valid value of 'Y' or 'N': Applicable to Contract. |
| Page No | PAGE_NO | | The following field does not contain a valid number: Page No. |

| Field Name | Column Name | Condition | Error Message |
|-----------------------|---------------|-------------------------------|---|
| | | | The following field is too long: Page No. |
| | | Page No is negative. | The following field cannot be negative: Page No. |
| Page Reference Number | PAGE_REF_ID | | The following field is too long: Page Reference No. |
| Send to PO | SEND_PO | Send to PO is not Y or N. | The following field does not contain a valid value of 'Y' or 'N': Send to PO. |
| Comments | COMMENTS | | The following field is too long: Comments. |
| Included | INCLUDE_FL | Included is not I or F. | The following field does not contain a valid value of 'I' or 'F': Included. |
| Risk Level | RISK_LVL_FL | Risk Level is not H, M, or L. | The following field does not contain a valid value of 'H', 'M', or 'L': Risk Level. |
| Subcontract Notes | SUBCNTR_NOTES | | The following field is too long: Subcontract Notes. |

Supplemental Regulation

The following error messages may display on the error report when you import an input file for the **Supplemental Regulation** regulation type.

| Field Name | Column Name | Condition | Error Message |
|----------------|-------------|-----------|---|
| Subcontract ID | SUBCNTR_ID | | The following field is too long: Subcontract ID. |
| Agency | AGENCY_CD | | The following field does not contain a valid value: Agency. |
| | | | The following field is too long: Agency. |

| Field Name | Column Name | Condition | Error Message |
|------------------------|-----------------------|---------------------------------------|---|
| Clause Number | DFAR_ID | Clause Number is blank. | The following field is required: Clause Number. |
| | | | The following field is too long: Clause Number. |
| Title | DFAR_TITLE | | The following field is too long: Title. |
| DFAR Description | SUBCNTR_DFAR_DE SC | | The following field is too long: Description from Contract. |
| Effective Date | EFFECT_DT | | The following field does not contain a valid date: Effective Date. |
| Applicable to Contract | APPLIC_FL | Applicable to Contract is not Y or N. | The following field does not contain a valid value of 'Y' or 'N': Applicable to Contract. |
| Page No | PAGE_NO | | The following field does not contain a valid number: Page No. |
| | | | The following field is too long: Page No. |
| | | Page No is negative. | The following field cannot be negative: Page No. |
| Page Reference Number | PAGE_REF_ID | | The following field does not contain a valid value: Page Reference No. |
| | | | The following field is too long: Page Reference No. |
| Send to PO | SEND_PO | Send to PO is not Y or N. | The following field does not contain a valid value of 'Y' or 'N': Send to PO. |
| Comments | COMMENTS | | The following field is too long: Comments. |

About Deltek

Better software means better projects. Deltek is the leading global provider of enterprise software and information solutions for project-based businesses. More than 23,000 organizations and millions of users in over 80 countries around the world rely on Deltek for superior levels of project intelligence, management and collaboration. Our industry-focused expertise powers project success by helping firms achieve performance that maximizes productivity and revenue.

www.deltek.com