



Deltek

# Deltek Costpoint® 8.2 SilkRoad Integration

Technical Guide

**June 1, 2023**



---

While Deltek has attempted to verify that the information in this document is accurate and complete, some typographical or technical errors may exist. The recipient of this document is solely responsible for all decisions relating to or use of the information provided herein.

The information contained in this publication is effective as of the publication date below and is subject to change without notice.

This publication contains proprietary information that is protected by copyright. All rights are reserved. No part of this document may be reproduced or transmitted in any form or by any means, electronic or mechanical, or translated into another language, without the prior written consent of Deltek, Inc.

This edition published June 2023.

© Deltek, Inc.

Deltek's software is also protected by copyright law and constitutes valuable confidential and proprietary information of Deltek, Inc. and its licensors. The Deltek software, and all related documentation, is provided for use only in accordance with the terms of the license agreement. Unauthorized reproduction or distribution of the program or any portion thereof could result in severe civil or criminal penalties.

All trademarks are the property of their respective owners.

---

# Contents

Overview .....	1
Downloading Deltek Products using Deltek Software Manager .....	2
Accessing DSM from within the Deltek Support Center .....	2
Accessing DSM Lite .....	3
DSM Documentation and Troubleshooting .....	3
Costpoint to SilkRoad Integration .....	4
Employees .....	4
Detail Job Titles .....	16
Organizations .....	19
Labor Locations .....	20
Requisitions .....	21
Troubleshooting .....	23
SilkRoad Connect Integration .....	23
Requisitions Integration .....	25
SilkRoad to Costpoint Integration .....	29
New Hires .....	29
Troubleshooting .....	44
Parts of the SilkRoad Integration Error File .....	47
Monitoring the Status of SilkRoad Integrations .....	51
Appendix A: If You Need Assistance .....	52
Customer Services .....	52
Deltek Support Center .....	52
Access Deltek Support Center .....	53

## Overview

Welcome to the Deltek Costpoint – SilkRoad Integration Technical Guide. This guide provides the data mapping between Costpoint objects and SilkRoad objects. The mapping is used in the integration process.

This guide also contains troubleshooting steps for checking issues that may have occurred during the integration.

# Downloading Deltek Products using Deltek Software Manager

You can use Deltek Software Manager (DSM) to download complete Deltek products, hot fixes, cumulative updates, and sub-releases. You can access DSM through the Deltek Support Center or use Deltek Software Manager Lite to download Deltek products.

## Accessing DSM from within the Deltek Support Center

To access DSM from within the Deltek Support Center:

1. In your Web browser, go to <https://deltek.custhelp.com>.
2. Enter your Deltek Support Center **Username** and **Password**, and click **Login**.
3. When the Deltek Support Center page displays, click **Product Downloads**.
4. On the Deltek Software Manager screen, click **Launch Deltek Software Manager**.
5. Click **Settings** at the top right of the dialog box to use the Settings dialog box to specify the folder where you want to download Deltek products, and click **OK**.

**Note:** When you log on for the first time, DSM asks you to select a default folder where Deltek products are to be downloaded.

You can change this folder anytime in the Settings dialog box.

6. In the left pane, expand the Deltek product that you want to download, if it is not already expanded.
7. Select the product type that you want to download.

Options include:

- **Complete**
- **Cumulative Updates**
- **HotFixes**
- **Sub-Release**

8. In the table, select the check box that corresponds to the Deltek product that you want to download.

The right pane displays a message stating that the product has been added to the download queue.

**Note:** To view the items in the download queue, click **View Download Queue** at the bottom of the left pane.

9. Click **Download** at the bottom of the left pane to download the product to the folder that you selected.

## Accessing DSM Lite

### To access Deltek Software Manager Lite:

1. In your Web browser, go to <https://dsm.deltek.com/DeltekSoftwareManagerLite>.
2. Enter your Deltek Support Center **Username** and **Password**, and click **Logon**.
3. When the Deltek Software Manager Lite page displays, select a product from the drop-down list.
4. Click the product type that you want to download.

**Note:** The download behavior and download folder may differ depending on the browser and browser settings that you are using.

## DSM Documentation and Troubleshooting

- To view the online help for Deltek Software Manager, click [here](#).
- To view a tutorial on how to use Deltek Software Manager, click [here](#).
- To view more information on troubleshooting Deltek Software Manager, click [here](#).

**Note:** When you click a link, you will be asked to log into DSM if you aren't already logged in.

## Costpoint to SilkRoad Integration

The following table shows the master data that is downloaded to objects in the Costpoint to SilkRoad Integration.

Costpoint Data	SilkRoad Data	Definition	Integration Method
Employee	User	The data represents any person that is an active or inactive employee. The employee may be a candidate for employment or a former employee. Employees can be related to each other. For example, an employee is related to her manager and HR Coordinator	CSV via SilkRoad Connect
Detail Job Title	Job	Represents the definition of what the employee has been hired to do.	CSV via SilkRoad Connect
Organization	Department	This represents a functional area of a company, such as a division, department, group, or subsidiary. Based on configuration this is either Home Organization or HR Organization. It is represented in a hierarchical fashion along with Costpoint company.	CSV via SilkRoad Connect
Labor Location	Location	Represents a physical place where the employee is assigned to work. Locations can be represented in a hierarchical fashion, for example, city/state/region/continent. This based on how locations are defined in Costpoint.	CSV via SilkRoad Connect
Requisition	N/A	Represents a position that is approved to be filled and is used to supplement data for new hires. Unlike other master data, requisitions are integrated directly to RedCarpet (if owned) via a web service.	Web Service via RedCarpet

## Employees

SilkRoad Data Field Name	Costpoint Source	Notes
<b>EmployeeHRISID</b>	EMPL.empl_id	
<b>GivenName</b>	EMPL.first_name	
<b>FamilyName</b>	EMPL.last_name	
<b>EmailAddressType</b>	'Work'	

SilkRoad Data Field Name	Costpoint Source	Notes
EmailAddress	EMPL.email_id	
SiteLoginID	EMPL.empl_id	
UseSSO	N/A	
SingleSignOnID	N/A	
EmploymentStatusCode	Calculated	IF term_dt is NULL or > system date Then populate with 'ACT' ELSE Then populate with 'TER' END IF
HBEmployeeID	N/A	
PreferredName	EMPL.pref_name	
MiddleName	EMPL.mid_name	
LegalName	EMPL.last_first_name	
PersonLegalID	EMPL.ssn_id	
CountryOfLegalID	N/A	
HomeAddress1	Calculated	<p><u>When "Home Address same as Mailing Address" is unchecked:</u></p> <p>EMPL_SUP_ADR.sup_in_1_adr where EMPL_SUP_ADR.type_adr = 'HOME'</p> <p><u>When "Home Address same as Mailing Address" is checked:</u></p> <p>EMPL.in_1_adr</p>
HomeAddress2	Calculated	<p><u>When "Home Address same as Mailing Address" is unchecked:</u></p> <p>EMPL_SUP_ADR.sup_in_2_adr where EMPL_SUP_ADR.type_adr = 'HOME'</p> <p><u>When "Home Address same as Mailing Address" is checked:</u></p> <p>EMPL.in_2_adr</p>



SilkRoad Data Field Name	Costpoint Source	Notes
<b>HomeAddress3</b>	Calculated	<p><u>When “Home Address same as Mailing Address” is unchecked:</u></p> <p>EMPL_SUP_ADR.sup_in_3_adr where EMPL_SUP_ADR.type_adr = 'HOME'</p> <p><u>When “Home Address same as Mailing Address” is checked:</u></p> <p>EMPL.in_3_adr</p>
<b>HomeCityName</b>	Calculated	<p><u>When “Home Address same as Mailing Address” is unchecked:</u></p> <p>EMPL_SUP_ADR.sup_city_name where EMPL_SUP_ADR.type_adr = 'HOME'</p> <p><u>When “Home Address same as Mailing Address” is checked:</u></p> <p>EMPL.city_name</p>
<b>HomeCountrySubdivisionCode</b>	Calculated	<p><u>When “Home Address same as Mailing Address” is unchecked:</u></p> <p>Populate with the COUNTRY.iso2_cd assigned to the employee's EMPL_SUP_ADR.sup_country_cd where EMPL_SUP_ADR.type_adr = 'OFFICE'</p> <p>+ “-“ +</p> <p>EMPL_SUP_ADR.sup_mail_state_dc where EMPL_SUP_ADR.type_adr = 'OFFICE'</p> <p><u>When “Home Address same as Mailing Address” is checked:</u></p> <p>Populate with the COUNTRY.iso2_cd assigned to the employee's EMPL.country_cd</p> <p>+ “-“ +</p> <p>EMPL.mail_state_dc</p>
<b>HomeCountryCode</b>	Calculated	<p><u>When “Home Address same as Mailing Address” is unchecked:</u></p> <p>Populate with the COUNTRY.iso3_cd assigned to the employee's</p>

SilkRoad Data Field Name	Costpoint Source	Notes
		<p>EMPL_SUP_ADR.sup_country_cd where EMPL_SUP_ADR.type_adr = 'HOME'</p> <p><u>When "Home Address same as Mailing Address" is checked:</u></p> <p>Populate with the COUNTRY.iso3_cd assigned to the employee's EMPL.country_cd</p>
HomePostalCode	Calculated	<p><u>When "Home Address same as Mailing Address" is unchecked:</u></p> <p>EMPL_SUP_ADR.sup_postal_cd where EMPL_SUP_ADR.type_adr = 'HOME'</p> <p><u>When "Home Address same as Mailing Address" is checked:</u></p> <p>Populate with the COUNTRY.iso3_cd assigned to the employee's EMPL.country_cd</p>
MailingAddress1	EMPL.In_1_adr	
MailingAddress2	EMPL.In_2_adr	
MailingAddress3	EMPL.In_3_adr	
MailingCityName	EMPL.city_name	
MailingCountrySubdivision Code	Calculated	<p>Populate with the COUNTRY.iso2_cd assigned to the employee's EMPL.country_cd</p> <p>+ "-" +</p> <p>EMPL.mail_state_dc</p>
MailingCountryCode	Calculated	<p>Populate with the COUNTRY.iso3_cd assigned to the employee's EMPL.country_cd</p>

SilkRoad Data Field Name	Costpoint Source	Notes
<b>MailingPostalCode</b>	EMPL.postal_cd	
<b>WorkAddress1</b>	Calculated	EMPL_SUP_ADR.sup_in_1_adr where EMPL_SUP_ADR.type_adr = 'OFFICE'
<b>WorkAddress2</b>	Calculated	EMPL_SUP_ADR.sup_in_1_adr where EMPL_SUP_ADR.type_adr = 'OFFICE'
<b>WorkAddress3</b>	Calculated	EMPL_SUP_ADR.sup_in_1_adr where EMPL_SUP_ADR.type_adr = 'OFFICE'
<b>WorkCityName</b>	Calculated	EMPL_SUP_ADR.sup_city_name where EMPL_SUP_ADR.type_adr = 'OFFICE'
<b>WorkCountrySubdivisionCode</b>	Calculated	Populate with the COUNTRY.iso2_cd assigned to the employee's EMPL_SUP_ADR.sup_country_cd where EMPL_SUP_ADR.type_adr = 'OFFICE'  + "-" +  EMPL_SUP_ADR.sup_mail_state_dc where EMPL_SUP_ADR.type_adr = 'OFFICE'
<b>WorkCountryCode</b>	Calculated	Populate with the COUNTRY.iso3_cd assigned to the employee's EMPL_SUP_ADR.sup_country_cd where EMPL_SUP_ADR.type_adr = 'OFFICE'
<b>WorkPostalCode</b>	Calculated	EMPL_SUP_ADR.sup_postal_cd where EMPL_SUP_ADR.type_adr = 'OFFICE'
<b>PhoneNumberType</b>	Calculated	Send all three: 'Home' and 'Work' and 'CellPhone' (This is our 'MOBILE' phone)  IF the employee has a EMPL_PHONE record where the phone_type_dc = 'HOME', then send this field with a value of 'Home'  AND

SilkRoad Data Field Name	Costpoint Source	Notes
		<p>IF the employee has a EMPL_PHONE record where the phone_type_dc = 'WORK', then send this field with a value of 'Work'</p> <p>AND</p> <p>IF the employee has a EMPL_PHONE record where the phone_type_dc = 'MOBILE', then send this field with a value of 'CellPhone'</p>
PhoneNumberCountryCode	N/A	
PhoneNumber	Calculated	<p>Home: Employee's EMPL_PHONE.phone_id where EMPL_PHONE.phone_type_dc = 'HOME'</p> <p>Work: Employee's EMPL_PHONE.phone_id where EMPL_PHONE.phone_type_dc = 'WORK'</p> <p>CellPhone Employee's EMPL_PHONE.phone_id where EMPL_PHONE.phone_type_dc = 'MOBILE'</p>
PhoneNumberExtension		<p>Home: Employee's EMPL_PHONE.phone_ext_cd where EMPL_PHONE.phone_type_dc = 'HOME'</p> <p>Work: Employee's EMPL_PHONE.phone_ext_cd where EMPL_PHONE.phone_type_dc = 'WORK'</p> <p>CellPhone Employee's EMPL_PHONE.phone_ext_cd where EMPL_PHONE.phone_type_dc = 'MOBILE'</p>
BirthDate	EMPL.birth_dt	
PlaceOfBirth	N/A	
CountrySubdvisionOfBirth	N/A	
CountryOfBirth	N/A	

SilkRoad Data Field Name	Costpoint Source	Notes
<b>GenderCode</b>	Calculated	IF EMPL.sex_cd = 'M' THEN populate with 'Male' ELSE IF EMPL.sex_cd = 'F' THEN populate with 'Female' ELSE IF EMPL.sex_cd = 'U' THEN populate with 'Unknown' END IF
<b>MaritalStatus</b>	Calculated	IF EMPL.marital_cd = 'M' THEN populate with 'Married' ELSE IF EMPL.marital_cd = 'S' THEN populate with 'Unmarried' ELSE IF MaritalStatus = 'D' THEN populate with 'Divorced' ELSE IF MaritalStatus = 'S' THEN populate with 'Separated' ELSE IF MaritalStatus = 'W' THEN populate with 'Widowed' ELSE THEN populate with 'Unknown' END IF
<b>AsOfMaritalStatus</b>	N/A	
<b>EthnicityCode</b>	Calculated	Get the RACE_ETHNIC.eeo1_group for the employee's EMPL.s_race_cd.  IF eeo1_group = 'H' or 'HL' Then populate with 'Hispanic or Latino' ELSE IF eeo1_group = 'A_PI' or 'A' Then populate with 'Asian American' ELSE IF eeo1_group = 'AI_AN' Then populate with 'American Indian or Alaska Native' ELSE IF eeo1_group = 'U' Then populate with 'Unknown' ELSE IF eeo1_group = 'W' Then populate with 'White' ELSE IF eeo1_group = 'B' Then populate with 'Black or African American' ELSE IF eeo1_group = '2+' Then populate with 'Two or More Races' ELSE IF eeo1_group = 'NH_OPI' Then populate with 'Native Hawaiian or Other Pacific Islander' END IF
<b>EthnicityVerification</b>	N/A	

SilkRoad Data Field Name	Costpoint Source	Notes
<b>Disabled</b>	Calculated	IF EMPL.disabled_fl = 'Y' THEN populate with 'yes' ELSE THEN populate with 'no' END IF
<b>SubjectToADA</b>	N/A	
<b>Veteran</b>	N/A	
<b>ArmedForcesVeteran</b>	N/A	
<b>DisabledVeteran</b>	N/A	
<b>RecentlySeparatedVeteran</b>	N/A	
<b>SpecialDisabledVeteran</b>	N/A	
<b>VietnamEraVeteran</b>	N/A	
<b>OtherProtectedVeteran</b>	N/A	
<b>ManagerHRISID</b>	Calculated	EMPL_LAB_INFO.mgr_empl_id where system date is >= EMPL_LAB_INFO.effect_dt and <= EMPL_LAB_INFO.end_dt
<b>DepartmentHRISID</b>	Calculated	Get HR Org or Home Org (depending on Manager/HR Representative Default method from the Configure Personnel Settings screen)  IF H_PER_ADM_SETTINGS.s_mgr_dft_mthd_cd = 'M' or the client is <u>not</u> licensed for HR THEN populate with the EMPL_LAB_INFO.org_id where system date is >= EMPL_LAB_INFO.effect_dt and <= EMPL_LAB_INFO.end_dt  ELSE IF H_PER_ADM_SETTINGS. s_mgr_dft_mthd_cd = 'H' THEN populate with the EMPL_LAB_INFO.hr_org_id where system date is >= EMPL_LAB_INFO.effect_dt and <= EMPL_LAB_INFO.end_dt

SilkRoad Data Field Name	Costpoint Source	Notes
		<p>END IF</p> <p>Format is &lt;CP Company ID&gt;" "&lt;Org ID&gt;</p>
<b>LocationHRISID</b>	Calculated	<p>EMPL_LAB_INFO.lab_loc_cd where system date is &gt;= EMPL_LAB_INFO.effect_dt and &lt;= EMPL_LAB_INFO.end_dt</p>
<b>JobHRISID</b>	Calculated	<p>EMPL_LAB_INFO.detl_job_cd where system date is &gt;= EMPL_LAB_INFO.effect_dt and &lt;= EMPL_LAB_INFO.end_dt</p>
<b>BusinessCardTitle</b>	N/A	
<b>HRCoordinatorHRISID</b>	Calculated	<p>Get HR Rep from Manage Managers/HR Reps by Organization or Manage Managers/HR Reps by HR Organization (depending on Manager/HR Representative Default method from the Configure Personnel Settings screen)</p> <p>IF H_PER_ADM_SETTINGS.s_mgr_dft_mthd_cd = 'M' THEN populate with the ORG_MGR_DFLT.hr_rep_empl_id assigned to the employee's Home Org (see DepartmentHRISID source above)</p> <p>ELSE (IF H_PER_ADM_SETTINGS.s_mgr_dft_mthd_cd = 'H' THEN populate with the HR_ORG_MGR_DFLT.hr_rep_empl_id assigned to the employee's HR Org (see DepartmentHRISID source above)</p> <p>END IF</p>
<b>EmployeeType</b>	Calculated	<p>IF EMPL.contractor_fl = 'Y' Then populate with 'Contractor' ELSE Then populate with 'Employee' END IF</p>
<b>WorkSchedule</b>	N/A	

SilkRoad Data Field Name	Costpoint Source	Notes
HoursPerWeek	N/A	
EmploymentClass	N/A	
EmploymentCategory	N/A	
ExemptStatus	Calculated	"E": Exempt "N": Non-Exempt  EMPL_LAB_INFO.exmpt_fl where system date is >= EMPL_LAB_INFO.effect_dt and <= EMPL_LAB_INFO.end_dt
StartDate	EMPL.orig_hire_dt	
Seniority Date	N/A	
OriginalHireDate	EMPL.adj_hire_dt	
OfferDate	N/A	
HireDate	EMPL.orig_hire_dt	
HiringSource	N/A	
NameOfHiringSource	N/A	
ResumeID	N/A	
RecruiterName	N/A	
TrackingCode	N/A	
JobID	N/A	
TerminationDate	EMPL.term_dt	
Vendor	N/A	
FEIN	N/A	
BelongsToUnion	N/A	
Union	N/A	



SilkRoad Data Field Name	Costpoint Source	Notes
<b>Division</b>	N/A	
<b>Company</b>	EMPL.company_id	
<b>EmpCostCenter</b>	N/A	
<b>AnnualSalary</b>	Calculated	EMPL_LAB_INFO.annl_amt where system date is >= EMPL_LAB_INFO.effect_dt and <= EMPL_LAB_INFO.end_dt
<b>Currency</b>	N/A	
<b>PayCycleInterval</b>	Calculated	IF the PAY_PD.s_pr_freq_cd = 'M' Then populate with 'Monthly' ELSE IF the PAY_PD.s_pr_freq_cd = 'S' Then populate with 'Semi-Monthly' ELSE IF the PAY_PD.s_pr_freq_cd = 'B' Then populate with 'Bi-Weekly' ELSE Then populate with 'Weekly' END IF
<b>PayrollID</b>	EMPL.pr_serv_empl_id	
<b>PayrollSystem</b>	N/A	
<b>PayGrade</b>	N/A	
<b>NextReviewDate</b>	EMPL.next_review_dt	
<b>CitizenshipStatus</b>	N/A	
<b>ResidentAlienNumber</b>	N/A	
<b>WorkVisaType</b>	N/A	
<b>VisaNumber</b>	N/A	
<b>VisalIssuingCountry</b>	N/A	
<b>VisaExpirationDate</b>	N/A	
<b>PassportIssuingCountry</b>	N/A	

SilkRoad Data Field Name	Costpoint Source	Notes
<b>PassportNumber</b>	N/A	
<b>PassportExpirationDate</b>	N/A	
<b>PreferredWebsiteLanguage</b>	N/A	
<b>PreferredWebsiteTimezone</b>	N/A	
<b>PreferredWebsiteCountry</b>	N/A	
<b>OHRole</b>	Calculated	<p>Get from Requisition, if applicable...HiringManager&gt;</p> <p>IF the employee exists in the Position Requisition table as a Hiring Manager  THEN populate this field with 'HiringManager'  ELSE  THEN (not included)  END IF</p>
<b>RC Teams</b>	Calculated	<p>Send 'Managers' if applicable to the employee</p> <p>Get HR Rep from Manage Managers/HR Reps by Organization or Manage Managers/HR Reps by HR Organization (depending on Manager/HR Representative Default method from the Configure Personnel Settings screen)</p> <p>IF  H_PER_ADM_SETTINGS.s_mgr_dft_mthd_cd = 'M' AND the employee is a First Level Manager in the ORG_MGR_DFLT table  THEN populate with 'Managers'</p> <p>ELSE (IF H_PER_ADM_SETTINGS.s_mgr_dft_mthd_cd = 'H' AND the employee is a First Level Manager in the HR_ORG_MGR_DFLT table  THEN populate with 'Managers'</p> <p>ELSE IF Employee is assigned as Manager in Salary Info and History to another employee  THEN populate with 'Managers'</p>

SilkRoad Data Field Name	Costpoint Source	Notes
		END IF
<b>GLGroupName</b>	N/A	
<b>GLGroupCostCenter</b>	N/A	
<b>GLSupervisor1-4</b>	N/A	

## Detail Job Titles

SilkRoad Data Field Name	Costpoint Source	Notes
<b>JobHRISID</b>	DETL_JOB_TITLE S.dctl_job_cd	
<b>Parent Job HRISID</b>	N/A	
<b>IsActive</b>	"1"	
<b>InternalJobTitle</b>	DETL_JOB_TITLE S.dctl_job_desc	
<b>ExternalJobTitle</b>	DETL_JOB_TITLE S.ext_dctl_job_title or DETL_JOB_TITLE S.dctl_job_desc	IF DETL_JOB_TITLES.ext_dctl_job_title is not NULL OR DETL_JOB_TITLES.ext_dctl_job_title is not equal to a space  THEN populate this field with the DETL_JOB_TITLES.ext_dctl_job_title ELSE  THEN populate this field with the DETL_JOB_TITLES.dctl_job_desc END IF
<b>EEOCategory</b>	Calculated	Get the FUNC_JOB_TITLES.s_eeo_cd where DETL_JOB_TITLES.func_job_cd = FUNC_JOB_TITLES.func_job_cd  IF s_eeo_cd = 1.1 THEN populate with 192 ELSE IF s_eeo_cd = 1.2 THEN populate with 191 ELSE THEN populate with the s_eeo_cd END IF

SilkRoad Data Field Name	Costpoint Source	Notes
<b>WorkflowID</b>	N/A	
<b>JobDescription</b>	H_DETL_POS_DE SC.short_desc	
<b>FLSACode</b>	Calculated	<p>Get the H_DETL_POS_DESC.exmpt_fl for the detl_job_cd (if available)</p> <p>IF exmpt_fl = 'Y'  THEN populate with 'E'  ELSE  THEN populate with 'N'  END IF</p>
<b>JobCostCenter</b>	N/A	
<b>JobCategories</b>	N/A	
<b>LocationHRISID</b>	H_DETL_POS_DE SC.lab_loc_cd	
<b>DepartmentHRISID</b>	Calculated	<p>Get HR Rep from Manage Managers/HR Reps by Organization or Manage Managers/HR Reps by HR Organization (depending on Manager/HR Representative Default method from the Configure Personnel Settings screen)</p> <p>IF  H_PER_ADM_SETTINGS.s_mgr_dft_mthd_cd = 'M' AND the Detail Job Title exists in the H_DETL_POS_DESC table,  THEN poulate with the Detail Job Title's  H_DETL_POS_DESC.org_id</p> <p>ELSE (IF H_PER_ADM_SETTINGS.s_mgr_dft_mthd_cd = 'H') AND the Detail Job Title exists in the H_DETL_POS_DESC table,  THEN poulate with the Detail Job Title's  H_DETL_POS_DESC.hr_org_id</p> <p>END IF</p>
<b>EEOGroup</b>	FUNC_JOB_TITLE S.s_eeo_cd	

SilkRoad Data Field Name	Costpoint Source	Notes
<b>JobScheduleCategory</b>	Calculated	IF H_DETL_POS_DESC.s_empl_type_cd = 'F' or 'T' THEN populate with 'Full Time' ELSE IF H_DETL_POS_DESC.s_empl_type_cd = 'P' THEN populate with 'Part Time' END IF
<b>JobLevel</b>	N/A	
<b>JobDuration</b>	N/A	
<b>YearsExperience</b>	N/A	
<b>EducationLevel</b>	N/A	
<b>PayCycleInterval</b>	N/A	
<b>SalaryCurrency</b>	N/A	
<b>MinimumSalary</b>	N/A	
<b>MaximumSalary</b>	N/A	
<b>BudgetedSalary</b>	N/A	
<b>BudgetCurrency</b>	N/A	
<b>PerDiem</b>	N/A	
<b>TravelRequired</b>	N/A	
<b>Industry</b>	N/A	
<b>BusinessFunction</b>	N/A	
<b>RequiredSkills</b>	N/A	
<b>RequiredExperience</b>	N/A	
<b>InternalNotes</b>	N/A	
<b>InternalSkills</b>	N/A	

## Organizations

SilkRoad Data Field Name	Costpoint Source	Notes
<b>DepartmentHRISID</b>	Calculated	<p>Get HR Rep from Manage Managers/HR Reps by Organization or Manage Managers/HR Reps by HR Organization (depending on Manager/HR Representative Default method from the Configure Personnel Settings screen).</p> <p>IF  H_PER_ADM_SETTINGS.s_mgr_dft_mthd_cd = 'M' or client not licensed for HR  THEN populate with the ORG.org_id</p> <p>ELSE (IF H_PER_ADM_SETTINGS.s_mgr_dft_mthd_cd = 'H')  THEN poulate with the  HR_ORG_MGR_DFLT.hr_org_id  END IF</p> <p>Format is &lt;CP Company ID&gt; + "_" + &lt;Org ID&gt;</p>
<b>IsActive</b>	Calculated	<p>IF  H_PER_ADM_SETTINGS.s_mgr_dft_mthd_cd = 'M' or client not licensed for HR  IF the Organization's ORG.active_fl = 'Y'  THEN populate with 1  ELSE IF the Organization's ORG.active_fl != 'Y'  THEN populate with 0  END IF</p> <p>ELSE (IF H_PER_ADM_SETTINGS.s_mgr_dft_mthd_cd = 'H')  THEN poulate with 1  END IF</p>
<b>DepartmentName</b>	Calculated	<p>IF  H_PER_ADM_SETTINGS.s_mgr_dft_mthd_cd = 'M' or client not licensed for HR  THEN populate with the Organizations's ORG.org_name</p> <p>ELSE (IF H_PER_ADM_SETTINGS.s_mgr_dft_mthd_cd = 'H')  THEN poulate with the HR Organization's  HR_ORG_MGR_DFLT.hr_org_desc</p> <p>END IF</p>

SilkRoad Data Field Name	Costpoint Source	Notes
DepartmentCostCenter	N/A	
ParentDepartmentHRISID	Calculated	<p>IF  H_PER_ADM_SETTINGS.s_mgr_dft_mthd_cd = 'M' or client not licensed for HR  IF the Organization is a top level organization  (ORG.org_top_fl = 'Y')  THEN populate with the Organization's ORG.company_id  (Example: If the ORG_ID is 1 and it's linked to company AAA, then send 'AAA')  ELSE (IF the Organization is <u>not</u> a top level organization  (ORG.org_top_fl = 'N'))  THEN populate with the Organization's parent ORG.org_id  (Example: If the ORG_ID is 1.2.3, then send '1.2')  END IF</p> <p>ELSE (IF H_PER_ADM_SETTINGS.s_mgr_dft_mthd_cd = 'H')  THEN populate with the Company ID  (HR Organizations are not linked to Company, but since clients can have different Organization Methods in different companies, we need to be able to always send the Company as the top level of the Department hierarchy)  END IF</p>
DepartmentDescription	N/A	

## Labor Locations

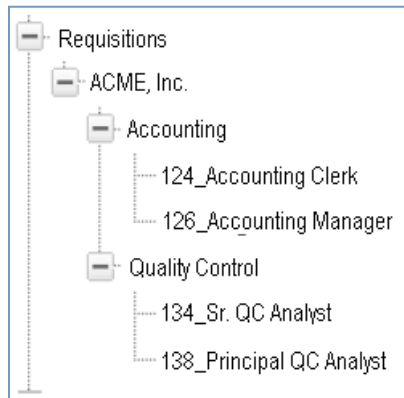
SilkRoad Data Field Name	Costpoint Source	Notes
LocationHRISID	LAB_LOCATION. LAB_LOC_CD	
IsActive	"1"	

SilkRoad Data Field Name	Costpoint Source	Notes
<b>LocationName</b>	LAB_LOCATION. LAB_LOC_DESC	
<b>CityName</b>	LAB_LOCATION.c ity_name	
<b>CountryCode</b>	LAB_LOCATION.c ountry_cd	
<b>PostalCode</b>	LAB_LOCATION. postal_cd	
<b>ParentLocationHRISID</b>	LAB_LOCATION. parent_lab_loc_cd	
<b>LocationCostCenter</b>	N/A	
<b>LocationDescription</b>	LAB_LOCATION. LAB_LOC_DESC	
<b>Address1</b>	LAB_LOCATION.I n_1_adr	
<b>Address2</b>	LAB_LOCATION.I n_2_adr	
<b>Address3</b>	LAB_LOCATION.I n_3_adr	
<b>Address4</b>	N/A	
<b>CountrySubdivisionCode</b>	LAB_LOCATION. mail_state_dc	
<b>Phone</b>	LAB_LOCATION. phone_id	
<b>Fax</b>	LAB_LOCATION.f ax_id	

## Requisitions

Requisition integrations is currently utilizes a legacy web service in SilkRoad's RedCarpet. The requisition represents an approve position that a new hire will be assigned. By being assigned a requisition, the employee data will be supplemented based on attributes of requisition. The requisition is a hierarchal structure organized by Costpoint Company, Organization, and Job title.





The data sent with web service is as follows:

Requisitions		
Level 1	Name	GL_CONFIG.company_name
	Internal Code	H_POS_RQ_RQST.company_id
Level 2	Department Name	<p>IF the Requisition's Company has a Manager/HR Representative Default Method = 'HR Organization' in Configure Personnel Settings</p> <p>THEN this is populated with the HR Organization Description assigned to the Requisition's HR Organization. (HR_ORG_MGR_DFLT.hr_org_desc where HR_ORG_MGR_DFLT.hr_org_id = H_POS_RQ_RQST.hr_org_id)</p> <p>ELSE IF the Requisition's Company has a Manager/HR Representative Default Method = 'Home Organization' in Configure Personnel Settings</p> <p>THEN this is populated with the Organization Name assigned to the Requisition's Organization (ORG.org_name where ORG.org_id = H_POS_RQ_RQST.org_id)</p> <p>END IF</p>
	Department ID	<p>IF the Requisition's Company has a Manager/HR Representative Default Method = 'HR Organization' in Configure Personnel Settings</p> <p>THEN this is populated with the HR Organization assigned to the Requisition (H_POS_RQ_RQST.hr_org_id)</p> <p>ELSE IF the Requisition's Company has a Manager/HR Representative Default Method = 'Home Organization' in Configure Personnel Settings</p> <p>THEN this is populated with the Organization assigned to the Requisition (H_POS_RQ_RQST.org_id)</p>

Requisitions		
		END IF
Level 3	Requisition Description	Requisition Number concatenated with an underscore (_) and the Detail Job Description  <H_POS_RQ_RQST.rq_no><_><DETL_JOB_TITLE.dctl_job_desc where DETL_JOB_TITLE.dctl_job_cd = H_POS_RQ_RQST.dctl_job_cd>
	Requisition Number	Requisition Company concatenated with an underscore (_) and the Requisition Number  <H_POS_RQ_RQST.company_id><_><H_POS_RQ_RQST.rq_no>

## Troubleshooting

When you encounter issues while transferring data between Costpoint and SilkRoad you can view information in log files that are created by integration process. Use the following procedures to view errors and warnings that occur when you transfer records from Costpoint to SilkRoad.

### SilkRoad Connect Integration

You will need to use the SilkRoad Admin Console to check issues with the transfer of employee, organization/HR organization, detail job titles, and labor locations. To check the preceding records, complete the following steps:

1. Open SilkRoad Connect Admin Console on your browser. The Summary Page displays.
2. In the Life Suite Updates table, look for integration issues which are marked with red (errors) or yellow (warnings) flags in the **Status** column.

**SilkRoad Connect Admin Console**

Welcome connect.admin! [ Log Off ]

[Summary](#) [Destinations](#)

[Life Suite Updates \( View Help \)](#)

Status	Submitted (UTC)	Transaction Name	Type	Number of Records in Source	Errors	Informational and Warning Messages	Detailed Status	Completed (UTC)
▼	04-Oct-2013 18:49:36	Employees Update C	Delta Source	0	1	0	Record Load Failed	04-Oct-2013 19:01:37
▼	04-Oct-2013 18:49:34	Jobs Delta CSV	Delta Source	0	0	0	Duplicate transaction - data was	
▼	04-Oct-2013 18:49:33	Locations Delta CSV	Delta Source	0	0	0	Duplicate transaction - data was	
▼	04-Oct-2013 18:49:31	Departments Delta C	Delta Source	0	0	0	Duplicate transaction - data was	
▼	04-Oct-2013 18:49:25	Employees Update C	Delta Source	5	0	2	Destination Processing Complet	04-Oct-2013 19:02:00
▼	04-Oct-2013 18:49:18	Jobs Delta CSV	Delta Source	0	0	0	Duplicate transaction - data was	
▼	04-Oct-2013 18:49:18	Locations Delta CSV	Delta Source	0	0	0	Duplicate transaction - data was	
▼	04-Oct-2013 18:49:17	Departments Delta C	Delta Source	0	0	0	Duplicate transaction - data was	
▼	04-Oct-2013 18:46:53	Employees Update C	Delta Source	0	0	0	Duplicate transaction - data was	
▼	04-Oct-2013 18:46:46	Jobs Delta CSV	Delta Source	0	0	0	Duplicate transaction - data was	

Page 2 of 2 350 10 View 11 of 23 497

SilkRoad

- Click the date in the **Submitted (UTC)** column to give a detailed error/warning report for each record.

**SilkRoad Connect Admin Console**

Welcome connect.admin! [ Log Off ]

[Summary](#) [Destinations](#)

**Transaction Name** Departments Delta CSV **Status** Completed with Errors

**Type** **Detailed Status** Destination Processing Complete

[Record Processing Summary \( View Help \)](#)

Number of Records in Source	New	Modified	Marked for Deactivation	Duplicates	Invalid	Errors	Informational and Warning Messages
1430	0	43	0	1381	0	1443	0

[Destination Summary \( View Help \)](#)

Status	Destination	Records Sent	Records to be Sent	Errors	Informational and Warning Messages	Started (UTC)	Completed (UTC)	Duration
▼	RedCaret Departments Continuous*	1443	0	1443	0	02-Oct-2013 20:06:41	02-Oct-2013 20:06:55	00:00:13

\*Destinations marked with an asterisk are sent the entire population of records even for a single update.

[Error and Informational Messages](#)

Status	Display Name	Record Type	HRIS ID	Message	Status	Destination
▼	Company 1	Department	1	Please review your data for correctness. Contact support if you co	Error	RedCaret Departments
▼	222 NAME	Department	22	Please review your data for correctness. Contact support if you co	Error	RedCaret Departments
▼	European Exchange Co	Department	3	Please review your data for correctness. Contact support if you co	Error	RedCaret Departments
▼	711 Big Byte	Department	711BIGBYTE	Please review your data for correctness. Contact support if you co	Error	RedCaret Departments
▼	ds	Department	TESTC	Please review your data for correctness. Contact support if you co	Error	RedCaret Departments
▼	Web Company	Department	WEB	Please review your data for correctness. Contact support if you co	Error	RedCaret Departments
▼	(3.01) 3-01 SALES	Department	060_3_01	Please review your data for correctness. Contact support if you co	Error	RedCaret Departments
▼	(A.00001.0001) Paris	Department	060_A_00001.000	Please review your data for correctness. Contact support if you co	Error	RedCaret Departments
▼	(A) EEC org	Department	060_A	Please review your data for correctness. Contact support if you co	Error	RedCaret Departments
▼	(A.00002) Org A.00002	Department	060_A_00002	Please review your data for correctness. Contact support if you co	Error	RedCaret Departments

Page 1 of 145 10

[Life Suite Update Status History \( View Help \)](#)

Status	Start Time (UTC)
Source Loaded	02-Oct-2013 19:52:10
Preprocessing	02-Oct-2013 20:02:07
Preprocessed	02-Oct-2013 20:02:08
Loading Records	02-Oct-2013 20:02:11
Records Loaded	02-Oct-2013 20:06:28

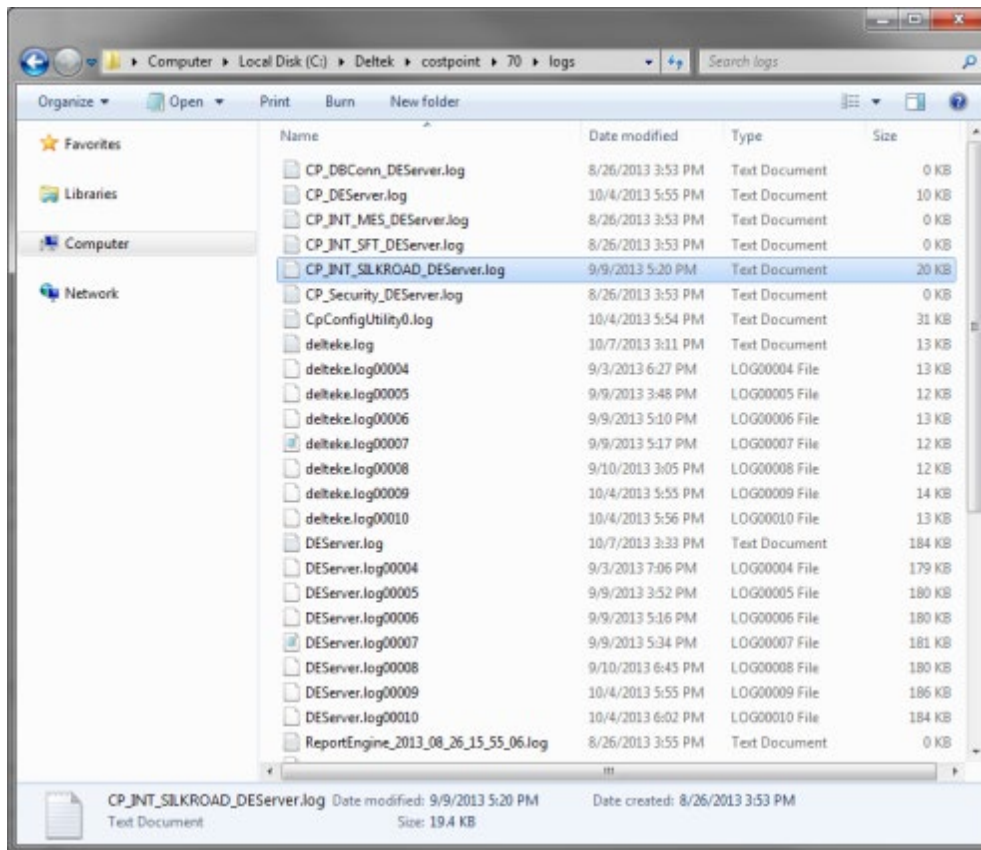
- In Error and Informational Messages table, click the value in the **Message** column to show more details about the message and a possible resolution to the issue.



## Requisitions Integration

You can check issues with position requisitions in the SilkRoad Integration log file in the Costpoint log folder. To check on Position Requisitions errors, complete the following steps:

1. On your Costpoint Application server, go to the log folder in the Costpoint installation directory (for example, C:\Deltek\costpoint\82\logs).
2. Locate the SilkRoad Integration log file (filename CP\_INT\_SILKROAD\_DEServer.log) and open the file with a text editor (for example, Notepad).



3. The SilkRoad integration log file lists errors in chronological order. The latest error would be at the very end of the file. Requisition errors are logged as:

```
(Aug 26 2013 15:55:29:[[ACTIVE] ExecuteThread: '1' for queue:
'weblogic.kernel.Default (self-tuning)']: ERROR
com.deltak.enterprise.DEServer.INT.SILKROAD.C82RQ011 )
CommonInterfaceImpl.java - 'REQUISITIONS' synch process received error after
submitting document to the web service (WS).
```

-----Request-----

```
<root><Email></Email><Version>1</Version><Operation>Replace</Operation><Cate
gories><Category><Name>Requisition Id</Name><CategoryValue><Name>All
Requisition Ids</Name><Code>ALL_REQ</Code><CategoryValue><Name>Company
1</Name><Code>1</Code><CategoryValue><Name>(1) SuperTech,
Inc.</Name><Code>ORG_1</Code><CategoryValue><Name>652013006_Administrative
Asssistant</Name><Code>1_652013006</Code></CategoryValue><CategoryValue><Nam
e>652013010_Staff
Accountant</Name><Code>1_652013010</Code></CategoryValue></CategoryValue><Ca
tegoryValue><Name>(1.1)
Adminstration</Name><Code>ORG_1.1</Code><CategoryValue><Name>652013008_Admin
istrative
Asssistant</Name><Code>1_652013008</Code></CategoryValue><CategoryValue><Nam
e>652013014_Director of
Accounting</Name><Code>1_652013014</Code></CategoryValue></CategoryValue><Ca
tegoryValue><Name>(1.1.091) SFT
ONLY</Name><Code>ORG_1.1.091</Code><CategoryValue><Name>652013013_Director
of
Accounting</Name><Code>1_652013013</Code></CategoryValue></CategoryValue><Ca
tegoryValue><Name>(1.1.100)
```

```

Accounting</Name><Code>ORG_1.1.100</Code><CategoryValue><Name>652013012_Staff
Accountant</Name><Code>1_652013012</Code></CategoryValue></CategoryValue><CategoryValue><Name>(1.1.110)
Payroll</Name><Code>ORG_1.1.110</Code><CategoryValue><Name>652013016_QC
Manager
PR</Name><Code>1_652013016</Code></CategoryValue></CategoryValue><CategoryValue><Name>(1.2.220) Testing &
Evaluation</Name><Code>ORG_1.2.220</Code><CategoryValue><Name>652013015_Director of
Accounting</Name><Code>1_652013015</Code></CategoryValue></CategoryValue><CategoryValue><Name>(2) MWM Top
Level</Name><Code>ORG_2</Code><CategoryValue><Name>652013007_Clerk
Typist</Name><Code>1_652013007</Code></CategoryValue></CategoryValue><CategoryValue><Name>(4.100) ABC
FLYERS</Name><Code>ORG_4.100</Code><CategoryValue><Name>652013009_Staff
Accountant</Name><Code>1_652013009</Code></CategoryValue></CategoryValue><CategoryValue><Name>(5.001)
SALES</Name><Code>ORG_5.001</Code><CategoryValue><Name>652013011_Administrative
Asssistant</Name><Code>1_652013011</Code></CategoryValue></CategoryValue><CategoryValue><Name>(6.11.111) Org 6.11.111 Charge
Level</Name><Code>ORG_6.11.111</Code><CategoryValue><Name>652013017_Clerk
Typist</Name><Code>1_652013017</Code></CategoryValue></CategoryValue></CategoryValue></CategoryValue></Categories></root>

```

=====Response=====

```

<CategoryUploadResponse xmlns:xsd="http://www.w3.org/2001/XMLSchema"
xmlns:soap="http://schemas.xmlsoap.org/soap/envelope/"
xmlns:xsi="http://www.w3.org/2001/XMLSchema-instance" xmlns="http://Eprise">
  <CategoryUploadResult>
    <ErrorString>No Error</ErrorString>
    <ErrorNum>1</ErrorNum>
    <Data/>
  </CategoryUploadResult>
</CategoryUploadResponse>

```

## Parts of the Requisition Error

A requisition error contains the following parts:

### Requisition Error Header

```

(Aug 26 2013 15:55:29:[[ACTIVE] ExecuteThread: '1' for queue: 'weblogic.kernel.Default
(self-tuning)']: ERROR com.deltek.enterprise.DEServer.INT.SILKROAD.C82RQ011 )
CommonInterfaceImpl.java - 'REQUISITIONS' synch process received error after
submitting document to the web service (WS).

```

### Requisition Request XML

-----Request-----

```

<root><Email></Email><Version>1</Version><Operation>Replace</Operation><Categories><Category><Name>Requisition Id</Name><CategoryValue><Name>All Requisition
Ids</Name><Code>ALL_REQ</Code><CategoryValue><Name>Company
1</Name><Code>1</Code><CategoryValue><Name>(1) SuperTech,
Inc.</Name><Code>ORG_1</Code><CategoryValue><Name>652013006_Administrative
Asssistant</Name><Code>1_652013006</Code></CategoryValue><CategoryValue><Name>652013010_Staff
Accountant</Name><Code>1_652013010</Code></CategoryValue></CategoryValue><CategoryValue>

```



```
e><Name>(1.1)
Administration</Name><Code>ORG_1.1</Code><CategoryValue><Name>652013008_Administrative
Asssistant</Name><Code>1_652013008</Code></CategoryValue><CategoryValue><Name>65201301
4_Director of
Accounting</Name><Code>1_652013014</Code></CategoryValue></CategoryValue><CategoryValu
e><Name>(1.1.091) SFT
ONLY</Name><Code>ORG_1.1.091</Code><CategoryValue><Name>652013013_Director of
Accounting</Name><Code>1_652013013</Code></CategoryValue></CategoryValue><CategoryValu
e><Name>(1.1.100)
Accounting</Name><Code>ORG_1.1.100</Code><CategoryValue><Name>652013012_Staff
Accountant</Name><Code>1_652013012</Code></CategoryValue></CategoryValue><CategoryValu
e><Name>(1.1.110)
Payroll</Name><Code>ORG_1.1.110</Code><CategoryValue><Name>652013016_QC Manager
PR</Name><Code>1_652013016</Code></CategoryValue></CategoryValue><CategoryValue><Name>
(1.2.220) Testing &
Evaluation</Name><Code>ORG_1.2.220</Code><CategoryValue><Name>652013015_Director of
Accounting</Name><Code>1_652013015</Code></CategoryValue></CategoryValue><CategoryValu
e><Name>(2) MWM Top Level</Name><Code>ORG_2</Code><CategoryValue><Name>652013007_Clerk
Typist</Name><Code>1_652013007</Code></CategoryValue></CategoryValue><CategoryValue><N
ame>(4.100) ABC
FLYERS</Name><Code>ORG_4.100</Code><CategoryValue><Name>652013009_Staff
Accountant</Name><Code>1_652013009</Code></CategoryValue></CategoryValue><CategoryValu
e><Name>(5.001)
SALES</Name><Code>ORG_5.001</Code><CategoryValue><Name>652013011_Administrative
Asssistant</Name><Code>1_652013011</Code></CategoryValue></CategoryValue><CategoryValu
e><Name>(6.11.111) Org 6.11.111 Charge
Level</Name><Code>ORG_6.11.111</Code><CategoryValue><Name>652013017_Clerk
Typist</Name><Code>1_652013017</Code></CategoryValue></CategoryValue></CategoryValue><
/CategoryValue></Category></Categories></root>
```

**Tip:** You can use XML Formatting sites like [www.freeformatter.com](http://www.freeformatter.com) to format the xml for easy reading.)

## Requisition Response XML

```
=====Response=====
```

```
<CategoryUploadResponse xmlns:xsd="http://www.w3.org/2001/XMLSchema"
xmlns:soap="http://schemas.xmlsoap.org/soap/envelope/"
xmlns:xsi="http://www.w3.org/2001/XMLSchema-instance" xmlns="http://Eprise">

  <CategoryUploadResult>

    <ErrorString>No Error</ErrorString>

    <ErrorNum>1</ErrorNum>

    <Data/>

  </CategoryUploadResult>

</CategoryUploadResponse>
```

The **ErrorString** tag will list the error caused by the request XML.

# SilkRoad to Costpoint Integration

At the end of the RedCarpet on-boarding process, SilkRoad will generate a file containing the core data for new hire employees along with the associated Costpoint requisition number.

## New Hires

Costpoint Destination	Source	Description	Notes
<b>EMPL - Employee</b>			
empl_source_cd	Hardcoded	Employee Source	"SR"
company_id	Calculated	Company	Extracted from requisition number which is <Company ID> + "_" + <Requisition No>
empl_id	SilkRoad: EmployeeIDValue	Employee ID	
contractor_fl	CP Requisition	Contractor Flag	
ssn_id	SilkRoad: PersonLegalID	Social Security Number	
s_empl_status_cd	Hardcoded	Employee Status	"ACT"
last_name	SilkRoad: FamilyName	Last Name	
first_name	SilkRoad: GivenName	First Name	
mid_name	SilkRoad: MiddleName	Middle Name	
name_sfx_cd	N/A	Name Suffix	
last_first_name	Calculated	Display Name	<Last Name> <space> <Suffix>, <space> <First Name> <space> <Middle Initial>
orig_hire_dt	SilkRoad: StartDate	Current Hire Date	YYYY-MM-DD



Costpoint Destination	Source	Description	Notes
birth_dt	SilkRoad: BirthDate	Date of Birth	YYYY-MM-DD
term_dt		Termination Date	YYYY-MM-DD
adj_hire_dt	SilkRoad: SeniorityDate	Adjusted Hire Date	IF SeniorityDate >= Start Date THEN populate EMPL.adj_hire_dt with a NULL value ELSE THEN populate with the SeniorityDate END IF
taxble_entity_id	CP Requisition	Taxable Entity	
ts_pd_cd	CP Requisition	Timesheet Cycle	
lv_pd_cd	CP Requisition	Leave Cycle	
locator_cd	CP Requisition	Locator	
spvsr_name	CP Requisition	Supervisor Name	
pref_name	SilkRoad: PreferredName	Preferred Name	
name_prfx_cd	N/A	Name Prefix	
prir_name	N/A	Prior Name	
union_empl_fl	SilkRoad: Union	Union Employee Flag	If not provided by SilkRoad value will come from requisition  IF Union is not NULL THEN set to 'Y' ELSE THEN set to 'N' END IF
elig_auto_pay_fl	CP Requisition	Eligible for Auto Pay	

Costpoint Destination	Source	Description	Notes
sex_cd	SilkRoad: GenderCode	Gender	IF GenderCode = 'Male' THEN convert to 'M' ELSE IF GenderCode = 'Female' THEN convert to 'F' ELSE THEN convert to 'U' END IF
marital_cd	SilkRoad: MaritalStatus	Marital Status	IF MaritalStatus = 'Unmarried' THEN convert to 'S' ELSE IF MaritalStatus = 'Married' THEN convert to 'M' ELSE IF MaritalStatus = 'Divorced' THEN convert to 'D' ELSE IF MaritalStatus = 'Separated' THEN convert to 'E' ELSE IF MaritalStatus = 'Widowed' THEN convert to 'W' ELSE THEN convert to 'U' END IF
s_race_cd	SilkRoad: EthnicityCode	Race/Ethnicity	IF the SilkRoad EthnicityCode = 'Hispanic or Latino' THEN populate with the RACE_ETHNIC.race_eth nic_cd where the  RACE_ETHNIC.eeo1_gr oup = 'HL' AND the RACE_ETHNIC.effect_dt is the max effect_dt ELSE IF the SilkRoad EthnicityCode = 'Asian American' THEN populate with the RACE_ETHNIC.race_eth nic_cd where the  RACE_ETHNIC.eeo1_gr oup = 'A_PI' AND the

Costpoint Destination	Source	Description	Notes
			<p>RACE_ETHNIC.effect_dt is the max effect_dt ELSE IF the SilkRoad EthnicityCode = 'American Indian or Alaska Native' THEN populate with the RACE_ETHNIC.race_ethnic_cd where the</p> <p>RACE_ETHNIC.eeo1_group = 'AI_AN' AND the RACE_ETHNIC.effect_dt is the max effect_dt ELSE IF the SilkRoad EthnicityCode = 'White' THEN populate with the RACE_ETHNIC.race_ethnic_cd where the</p> <p>RACE_ETHNIC.eeo1_group = 'W' AND the RACE_ETHNIC.effect_dt is the max effect_dt ELSE IF the SilkRoad EthnicityCode = 'Black or African American' THEN populate with the RACE_ETHNIC.race_ethnic_cd where the</p> <p>RACE_ETHNIC.eeo1_group = 'B' AND the RACE_ETHNIC.effect_dt is the max effect_dt ELSE IF the SilkRoad EthnicityCode = 'Native Hawaiian or Other Pacific Islander' THEN populate with the RACE_ETHNIC.race_ethnic_cd where the</p> <p>RACE_ETHNIC.eeo1_group = 'NH_OPI' AND the RACE_ETHNIC.effect_dt is the max effect_dt</p>

Costpoint Destination	Source	Description	Notes
			<p>ELSE IF the SilkRoad EthnicityCode = 'Two or More Races'  THEN populate with the  RACE_ETHNIC.race_ethnic_cd where the  RACE_ETHNIC.eeo1_group = '2+' AND the  RACE_ETHNIC.effect_dt is the max effect_dt  ELSE IF the SilkRoad EthnicityCode = 'Unknown' or 'Chose Not to Identify'  THEN populate with the  RACE_ETHNIC.race_ethnic_cd where the  RACE_ETHNIC.eeo1_group = 'U' AND the  RACE_ETHNIC.effect_dt is the max effect_dt  END IF</p>
visa_type_cd	SilkRoad: WorkVisaType	Visa Type	
visa_dt	SilkRoad: VisaExpirationDate	Visa Exp Date	
disabled_fl	SilkRoad: Disabled	Disabled Flag	<p>IF Disabled = 'yes'  THEN translate to 'Y'  ELSE  THEN translate to 'N'  END IF</p>
blind_fl	N/A	Blind	
last_review_dt	N/A	Last Review Date	
next_review_dt	N/A	Next Review Date	
vet_status_d	SilkRoad: DisabledVeteran	Disabled Veteran	<p>IF DisabledVeteran = 'yes'  THEN translate to 'Y'  ELSE</p>

Costpoint Destination	Source	Description	Notes
			THEN translate to 'N' END IF
vet_status_o	SilkRoad: OtherProtectedVeteran	Other Protected Veteran	IF OtherProtectedVeteran = 'yes' THEN translate to 'Y' ELSE THEN translate to 'N' END IF
vet_status_s	SilkRoad: SpecialDisabledVeteran	Special Disabled Veteran	IF SpecialDisabledVeteran = 'yes' THEN translate to 'Y' ELSE THEN translate to 'N' END IF
vet_status_a	SilkRoad: ArmedForcesVeteran	Armed Forces Service Medal Veteran	IF ArmedForcesVeteran = 'yes' THEN translate to 'Y' ELSE THEN translate to 'N' END IF
vet_status_v	SilkRoad: VietnamEraVeteran	Vietnam Era Veteran	IF VietnamEraVeteran = 'yes' THEN translate to 'Y' ELSE THEN translate to 'N' END IF
vet_status_r	N/A	Reservist	
vet_release_dt	SilkRoad: veteranseparationdate	Military Duty Discharge/Release Date	
In_1_adr	SilkRoad: MailingAddress1 (When "Home Address same as Mailing Address" is unchecked)  HomeAddress1 (When "Home Address same as Mailing Address" is checked)	Address Line 1	

Costpoint Destination	Source	Description	Notes
In_2_adr	SilkRoad: MailingAddress2 (When "Home Address same as Mailing Address" is unchecked) HomeAddress2 (When "Home Address same as Mailing Address" is checked)	Address Line 2	
In_3_adr	SilkRoad: MailingAddress3 (When "Home Address same as Mailing Address" is unchecked) HomeAddress3 (When "Home Address same as Mailing Address" is checked)	Address Line 3	
city_name	SilkRoad: MailingCityName (When "Home Address same as Mailing Address" is unchecked) HomeCityName (When "Home Address same as Mailing Address" is checked)	City	
mail_state_dc	SilkRoad: MailingCountrySub divisionCode (When "Home Address same as Mailing Address" is unchecked)	State	Only the characters proceeding the dash ("-") will be taken.

Costpoint Destination	Source	Description	Notes
	HomeCountrySubdivisionCode (When "Home Address same as Mailing Address" is checked)		
postal_cd	SilkRoad:  MailingPostalCode (When "Home Address same as Mailing Address" is unchecked)  HomePostalCode (When "Home Address same as Mailing Address" is checked)	Postal Code	
country_cd	SilkRoad:  MailingCountryCode (When "Home Address same as Mailing Address" is unchecked)  HomeCountryCode (When "Home Address same as Mailing Address" is checked)	Country	Populate with COUNTRY.country_cd where COUNTRY.iso3_cd = Mailing/HomeCountryCode
email_id	SilkRoad: WorkMailAddress	Email ID	
home_email_id	SilkRoad: PersonalMailAddress	Home E-mail ID	
cont_name_1	N/A	Contact Name 1	
cont_phone_1	N/A	Contact Phone 1	
cont_rel_1	N/A	Contact Relationship 1	
cont_name_2	N/A	Contact Name 2	

Costpoint Destination	Source	Description	Notes
cont_phone_2	N/A	Contact Phone 2	
cont_rel_2	N/A	Contact Relationship 2	
pr_serv_empl_id	PayrollID	PR Service Employee ID	
plant_id	CP Requisition	PMFG Plant ID	
sft_fl	CP Requisition	PMFG SFT Flag	
time_entry_type	CP Requisition	SFT Entry Type	
badge_group	CP Requisition	PMFG Badge Group	
badge_id	CP Requisition	PMFG Badge ID	
mes_fl	CP Requisition	PMFG MES Flag	
clock_fl	CP Requisition	PMFG Manufacturing Order Clocking Flag	
login_id	Calculated – Employee ID	PMFG Login ID	
notes	N/A	Notes	
county_name	N/A	County Name	
ess_pin_id	N/A	ESS Pin ID	
mgr_empl_id	N/A		Not Used
mos_review_no	0.00	Months between reviews	Not Used
pay_pd_reg_hrs_no	0.00	Pay Period Regular Hours	Not Used
pin_updated_fl	'N'	<NOT used> ESS Pin Updated Flag (Y/N)	Not Used
s_ess_cos_cd	N/A	ESS Class of Service	Not Used



Costpoint Destination	Source	Description	Notes
ts_pd_reg_hrs_no	0.00	Timesheet Period Regular Hours	Not Used
unit_amt	0.00	Unit Amount	Not Used
modified_by	Calculated	Modified By	User id of user who executed or scheduled
rowversion	Hardcoded	Row Version	"0"
time_stamp	Calculated	Time Stamp	System Date/Time
<b>EMPL_SUP_ADR - Employee Supplemental Address</b>			
empl_id	SilkRoad: EmployeeIDValue	Employee ID	
type_adr		Address Type	IF AddressType = 'Home' THEN translate to 'HOME' END IF  IF AddressType = 'Work' THEN translate to 'OFFICE' END IF
sup_ln_1_adr	SilkRoad: HomeAddress1 WorkAddress1	Address Line 1	Based on Address Type
sup_ln_2_adr	SilkRoad: HomeAddress2 WorkAddress2	Address Line 2	Based on Address Type
sup_ln_3_adr	SilkRoad: HomeAddress3 WorkAddress3	Address Line 3	Based on Address Type
sup_city_name	SilkRoad: HomeCityName WorkCityName	City	Based on Address Type

Costpoint Destination	Source	Description	Notes
sup_mail_state_dc	SilkRoad: HomeCountrySubdi visionCode  WorkCountrySubdi visionCode	State	Based on Address Type  Only the characters proceeding the dash ("-") will be taken.
sup_postal_cd	SilkRoad: HomePostalCode WorkPostalCode	Postal Code	Based on Address Type
sup_country_cd	SilkRoad: HomeCountryCode  WorkCountryCode	Country	Based on Address Type  Populate with COUNTRY.country_cd where COUNTRY.iso3_cd = Work/HomeCountryCode
sup_county_name	N/A	County Name	
modified_by	Calculated	Modified By	User id of user who executed or scheduled
rowversion	Hardcoded	Row Version	"0"
time_stamp	Calculated	Time Stamp	System Date/Time
<b>EMPL_LAB_INFO - Salary Information and History</b>			
empl_id	SilkRoad: EmployeeIDValue	Employee ID	
effect_dt	SilkRoad: StartDate	Effective Date	
work_yr_hrs_no	SilkRoad: HoursPerWeek  Note: RedCarpet label changed to Hours Per Year as part of onboarding form	Work Hours in Year	Work Hours in Year = HoursPerWeek x 52  IF the Employee Source = 'SR', Work Hours in Year was not provided by SilkRoad, a Requisition Number is specified, it exists for the Login Company in the Manage Position Requisitions table AND the Work Hours in Year for the

Costpoint Destination	Source	Description	Notes
			Requisition Number is greater than 0.00 THEN populate with the Work Hours in Year for the Requisition Number and Login Company (H_POS_RQ_RQST.work_yr_hrs_no) END IF
hrly_amt	SilkRoad: AnnualSalary and HoursPerWeek	Hourly Amount	IF the employee's Work Hours in Year is not equal to 0.00 and not NULL THEN Hourly Amount = Annual Amount / Work Hours in Year ELSE Trigger existing error message about the missing Work Hours in Year END IF
sal_amt	Calculated	Salary Amount	Current Functionality IF the Salary Amount is NULL IF the client is licensed for Payroll and a Pay Cycle is specified for the employee THEN Salary Amt = AnnualSalary / Pay Frequency ELSE (IF only a Timesheet Cycle is specified for the employee) THEN Salary Amt = AnnualSalary / Timesheet Frequency / Timesheet Cycle Auto-Adjust Rate END IF
annl_amt	SilkRoad: AnnualSalary	Annual Amount	Current Functionality IF the employee's Work Hours in Year is not equal to 0.00 and not NULL

Costpoint Destination	Source	Description	Notes
			<p>THEN Hourly Amount = Annual Amount / Work Hours in Year ELSE Trigger existing error message about the missing Work Hours in Year END IF</p>
pct_inc_rt	Calculated	Percent Increase	
empl_class_cd	CP Requisition	Employee Class	
s_empl_type_cd	SilkRoad: EmploymentClass and WorkSchedule	Employee Type	<p>IF EmploymentClass = 'Regular' THEN convert to 'R' ELSE IF EmploymentClass = 'Temporary' THEN convert to 'T' END IF</p> <p>IF WorkSchedule = 'Part- Time' THEN convert to 'P' END IF</p>
s_hrly_sal_cd	ExemptStatus	Hourly/Salaried Status (Rate Type)	<p>IF ExemptStatus = 'E' THEN convert to 'S' ELSE (IF ExemptStatus = 'N') THEN convert to 'H' END IF</p>
exmpt_fl	ExemptStatus	FLSA Exempt	<p>IF ExemptStatus = 'E' THEN convert to 'Y' ELSE (IF ExemptStatus = 'N') THEN convert to 'N' END IF</p> <p>requisition if not provided</p>
season_empl_fl	CP Requisition	Seasonal Employee Flag	

Costpoint Destination	Source	Description	Notes
lab_grp_type	CP Requisition	Labor Group	The name of the union the employee belongs to, if any
lab_loc_cd	SilkRoad: LocationHRISID	Labor Location	
tc_work_sched_cd	CP Requisition	Time Collection Work Schedule	
dflt_rt_grp_id	CP Requisition	Rate Group	
Trn_crncy_cd	CP Requisition	Currency	
modified_by	Calculated	Modified By	User id of user who executed or scheduled
rowversion	Hardcoded	Row Version	"0"
time_stamp	Calculated	Time Stamp	System Date/Time
<b>EMPL_PHONE – Employee Phone</b>			
empl_id	EmployeeIDValue	Employee ID	
phone_type_dc	PhoneNumberType	Phone Type	IF PhoneNumberType = 'Home' THEN convert to 'HOME' ELSE IF PhoneNumberType = 'Work' THEN convert to 'WORK' ELSE IF PhoneNumberType = 'CellPhone' THEN convert to 'MOBILE' END IF
phone_id	SilkRoad: HomePhoneNumber WorkPhoneNumber	Phone Number	
phone_ext_cd	SilkRoad:	Phone Extension	

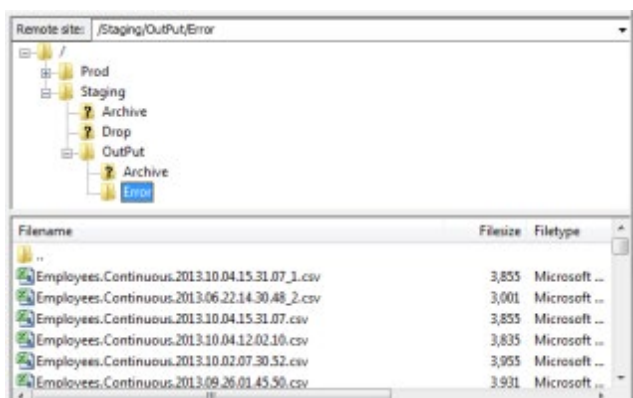
Costpoint Destination	Source	Description	Notes
	HomePhoneNumberExtension WorkPhoneNumberExtension		
seq_no	Calculated	Sequence #	
modified_by	Calculated	Modified By	User id of user who executed or scheduled
rowversion	Hardcoded	Row Version	"0"
time_stamp	Calculated	Time Stamp	System Date/Time
<b>DFLT_REG_TS - Timesheet Line Defaults</b>			
empl_id	EmployeeIDValue	Employee ID	
acct_id	CP Requisition	Default Account	
proj_id	CP Requisition	Default Project	
chg_org_id	DepartmentHRISID	Default Organization	(IF the client is licensed for HR and/or the Manager/HR Representative Default method from the Configure Personnel Settings screen = 'HR Organization' (H_PER_ADM_SETTING S.s_mgr_dft_mthd_cd = 'H'))
ref_struc_1_id	CP Requisition	Default Reference 1	
ref_struc_2_id	CP Requisition	Default Reference 2	
pay_type	CP Requisition	Default Pay Type	
genl_lab_cat_cd	CP Requisition	Timesheet Default GLC	
lab_loc_cd	LocationHRISID or Requisition	Timesheet Default Labor Location	

Costpoint Destination	Source	Description	Notes
work_comp_cd	CP Requisition	Default Worker's Comp	
modified_by	Calculated	Modified By	User id of user who executed or scheduled
rowversion	Hardcoded	Row Version	"0"
time_stamp	Calculated	Time Stamp	System Date/Time

## Troubleshooting

When errors occur during the import of Employee records from SilkRoad to Costpoint, the integration process creates a .CSV file in the Output/Error folder on the SilkRoad SFTP site. The CSV file contains import employee records that caused validation errors in Costpoint. To view these records, complete the following steps:

1. Log on to the SilkRoad SFTP site, <https://secureftp.silkroad.com>, on your browser.
2. In the SilkRoad SFTP site, browse to the following folder location: **Staging » Output » Error**.



3. Open the SilkRoad Integration CSV files to view the specific import employee records that failed validation in Costpoint.

**Note:** You can check issues with Import Employees in the SilkRoad Integration log file in the Costpoint log folder. To check on Employee errors, complete the following steps:

1. On your Costpoint Application server, go to the log folder in the Costpoint installation directory (for example, C:\Deltek\costpoint\82\logs).
2. Locate the SilkRoad Integration log file (filename CP\_INT\_SILKROAD\_DEServer.log) and open the file with a text editor (for example, Notepad).

4. The SilkRoad integration log file lists errors in chronological order. The latest error would be at the very end of the file. Employee errors are logged as:

```
(Sep 09 2013 17:20:33:[ACTIVE] ExecuteThread: '5' for queue:
'weblogic.kernel.Default (self-tuning)']: ERROR
com.deltak.enterprise.DEServer.INT.SILKROAD.C82RQMR2 )
CommonInterfaceImpl.java - 'EMPLOYEES' synch process received error after
submitting document to the COSTPOINT(COSTPOINT).
-----Request-----

<LDMEINFO_EMPL><ACCT_ID><ACCT_ID><ADJ_HIRE_DT><ADJ_HIRE_DT><BADGE_GROUP>
<BADGE_GROUP><BADGE_ID><BADGE_ID><BIRTH_DT>1971-09-01
00:00:00.0<BIRTH_DT><BLIND_FL><BLIND_FL><CHG_ORG_ID><CHG_ORG_ID><CONT_N
AME_1><CONT_NAME_1><CONT_NAME_2><CONT_NAME_2><CONT_PHONE_1><CONT_PHONE
_1><CONT_PHONE_2><CONT_PHONE_2><CONT_REL_1><CONT_REL_1><CONT_REL_2><CONT_REL_2><DEFAULT_FL><DEFAULT_FL><DFLT_AUTOADJ_RT><DFLT_AUTOADJ_RT><DFLT
MES_FL><DFLT MES_FL><DFLT SFT_FL><DFLT SFT_FL><DISABLED_FL>Y<DISABLED
_FL><EMPL_ID>1009<EMPL_ID><EMPL_NAME><EMPL_NAME><EMPL_SOURCE_CD>SR<EMPL_S
OURCE_CD><ESS_COS_DESC><ESS_COS_DESC><FIRST_NAME>Lulu<FIRST_NAME><GENL_LA
B_CAT_CD><GENL_LAB_CAT_CD><HOME_EMAIL_ID>beary@ymail.com<HOME_EMAIL_ID><L
AB_LOC_CD><LAB_LOC_CD><LAST_FIRST_NAME><LAST_FIRST_NAME><LAST_NAME>Megha
n<LAST_NAME><LAST_REVIEW_DT><LAST_REVIEW_DT><LN_3_ADR><LN_3_ADR><LOCATO
R_CD><LOCATOR_CD><LOGIN_ID><LOGIN_ID><MARITAL_CD>S<MARITAL_CD><MID_NAME
>Bear<MID_NAME><NAME_PRFX_CD><NAME_PRFX_CD><NAME_SFX_CD><NAME_SFX_CD><N
EXT_REVIEW_DT><NEXT_REVIEW_DT><NOTES><NOTES><ORIG_HIRE_DT>2013-09-06
00:00:00.0<ORIG_HIRE_DT><PLANT_NAME><PLANT_NAME><PRIR_NAME><PRIR_NAME><
PROJ_ID><PROJ_ID><RACE_ETHNIC_DESC><RACE_ETHNIC_DESC><REF_STRUC_1_ID><REF
_STRUC_1_ID><REF_STRUC_2_ID><REF_STRUC_2_ID><RQ_NO>1<RQ_NO><SEX_CD>F<
SEX_CD><SPVSR_NAME><SPVSR_NAME><SR_EXPORT_DT><SR_EXPORT_DT><SSN_ID>67546
7897<SSN_ID><S_EMPL_STATUS_CD>ACT<S_EMPL_STATUS_CD><S_ESS_COS_CD><S_ESS
_COS_CD><S_FREQUENCY_CD><S_FREQUENCY_CD><S_RACE_CD>WHITE<S_RACE_CD><TAXBLE
_ENTITY_ID><TAXBLE_ENTITY_ID><TAX_SVC_GRP_ID><TAX_SVC_GRP_ID><TERM_DT><
/TERM_DT><VENDOR_ID><VENDOR_ID><VET_RELEASE_DT>1990-08-01
00:00:00.0<VET_RELEASE_DT><VET_STATUS_A>Y<VET_STATUS_A><VET_STATUS_D>Y<VE
T_STATUS_D><VET_STATUS_O>Y<VET_STATUS_O><VET_STATUS_R><VET_STATUS_R><VET
_STATUS_S>Y<VET_STATUS_S><VET_STATUS_V>Y<VET_STATUS_V><VISA_DT><VISA_DT><
WORK_COMP_CD><WORK_COMP_CD><LDM_EMPLLABINFO_CHILD><AA_COMMENTS><AA_COMME
NTS><AFF_PLAN_CD><AFF_PLAN_CD><ANNL_AMT>19000<ANNL_AMT><BILL_LAB_CAT_CD><
/BILL_LAB_CAT_CD><CALC_FL><CALC_FL><COMMENTS><COMMENTS><COMP_PLAN_CD><
/COMP_PLAN_CD><CORP_OFCR_FL><CORP_OFCR_FL><DEFAULT_FL><DEFAULT_FL><DETL
JOB_CD>PGMRAPP<DETL_JOB_CD><DFLT_AUTOADJ_RT><DFLT_AUTOADJ_RT><EEO_CD><E
EO_CD><EFFECT_DT>2013-09-06
00:00:00.0<EFFECT_DT><EMPL_CLASS_CD><EMPL_CLASS_CD><EMPL_ID>1009<EMPL_ID
><END_DT><END_DT><GENL_LAB_CAT_CD><GENL_LAB_CAT_CD><HIRE_DT>Y<HIRE_D
T><HRLY_AMT><HRLY_AMT><JOB_GROUP_CD><JOB_GROUP_CD><LAB_GRP_TYPE><LAB
_GRP_TYPE><LAB_LOC_CD>MA010F<LAB_LOC_CD><LAST_FIRST_NAME><LAST_FIRST_NAM
E><MERIT_PCT_RT><MERIT_PCT_RT><MGR_EMPL_ID><MGR_EMPL_ID><MGR_LAST_FIRST
_NAME><MGR_LAST_FIRST_NAME><ORG_ID>1.1.110<ORG_ID><OVERALL_RT><OVERALL_R
T><PCT_INCR_RT><PCT_INCR_RT><PERS_ACT_RSN_CD><PERS_ACT_RSN_CD><PERS_ACT
_RSN_CD_2><PERS_ACT_RSN_CD_2><PERS_ACT_RSN_CD_3><PERS_ACT_RSN_CD_3><PROMO
_PCT_RT><PROMO_PCT_RT><REASON_DESC><REASON_DESC><REASON_DESC_2><REASON
_DESC_2><REASON_DESC_3><REASON_DESC_3><REF1_ID><REF1_ID><REF2_ID><REF2
_ID><REVIEW_FORM_ID><REVIEW_FORM_ID><SAL_AMT><SAL_AMT><SAL_GRADE_CD><S
AL_GRADE_CD><SEC_ORG_ID><SEC_ORG_ID><STD_EFFECT_AMT><STD_EFFECT_AMT><STD
_EST_HRS><STD_EST_HRS><S_COMP_PLAN_TYPE><S_COMP_PLAN_TYPE><S_EMPL_TYPE_C
D><S_EMPL_TYPE_CD><S_FREQUENCY_CD><S_FREQUENCY_CD><S_HRLY_SAL_CD><S_HR
LY_SAL_CD><S_NUM_COLS_CD><S_NUM_COLS_CD><S_STEP_NO><S_STEP_NO><TC_TS_SCH
ED_CD><TC_TS_SCH_CD><TC_WORK_SCH_CD><TC_WORK_SCH_CD><TERM_DT_FL><
/TERM_DT_FL><TS_PD_CD><TS_PD_CD><UPDATE_EMPL_FL><UPDATE_EMPL_FL><WORK_ST
ATE_CD><WORK_STATE_CD><WORK_YR_HRS_NO><WORK_YR_HRS_NO><LDM_EMPLLABINFO_
CHILD><LDMEINFO_EMPLPHONE><PHONE_ID>(561) 765-
8765<PHONE_ID><PHONE_TYPE_DC>HOME<PHONE_TYPE_DC><LDMEINFO_EMPLPHONE><LDME
INFO_EMPLSUPADR><CITY_NAME>astoria<CITY_NAME><COUNTRY_CD>USA<COUNTRY_CD><M
AIL_STATE_DC>NY<MAIL_STATE_DC><POSTAL_CD>11138<POSTAL_CD><SUP_LN_1_ADR>3rd
st<SUP_LN_1_ADR><SUP_LN_3_ADR><SUP_LN_3_ADR><TYPE_ADR>HOME</TYPE_ADR></LD
```



```

MEINFO_EMPLSUPADR><PEMETAX_EMPLTAX_INFO><ADT_TIME_STAMP></ADT_TIME_STAMP><A
EIC_OVERRIDE_AMT></AEIC_OVERRIDE_AMT><AR_SEAS_EMPL></AR_SEAS_EMPL><CLASS_CD><
/CLASS_CD><CORP_OFCR_FL></CORP_OFCR_FL><CORP_OFCR_ID></CORP_OFCR_ID><COVG_
TYPE></COVG_TYPE><DSLE_ESS_W4_FL></DSLE_ESS_W4_FL><FED_ADDTL_AMT></FED_AD
DTL_AMT><FED_EXMPT_NO></FED_EXMPT_NO><FED_OVERRIDE_AMT></FED_OVERRIDE_AMT><FED
_OVERRIDE_PCT></FED_OVERRIDE_PCT><FUTA_TXBL_FL></FUTA_TXBL_FL><LOC1_ADDTL_AMT>
</LOC1_ADDTL_AMT><LOC1_CREDIT_NO></LOC1_CREDIT_NO><LOC1_DEPEND_NO></LOC1_DEPE
ND_NO><LOC1_EXMPT_NO></LOC1_EXMPT_NO><LOC1_OVERRIDE_AMT></LOC1_OVERRIDE_AM
T><LOC2_ADDTL_AMT></LOC2_ADDTL_AMT><LOC2_CREDIT_NO></LOC2_CREDIT_NO><LOC2_DE
PEND_NO></LOC2_DEPEND_NO><LOC2_EXMPT_NO></LOC2_EXMPT_NO><LOC2_OVERRIDE_AMT
></LOC2_OVERRIDE_AMT><LOC3_ADDTL_AMT></LOC3_ADDTL_AMT><LOC3_CREDIT_NO></LOC
3_CREDIT_NO><LOC3_DEPEND_NO></LOC3_DEPEND_NO><LOC3_EXMPT_NO></LOC3_EXMPT_N
O><LOC3_OVERRIDE_AMT></LOC3_OVERRIDE_AMT><LOC4_ADDTL_AMT></LOC4_ADDTL_AMT><LOC
4_CREDIT_NO></LOC4_CREDIT_NO><LOC4_DEPEND_NO></LOC4_DEPEND_NO><LOC4_EXMPT_
NO></LOC4_EXMPT_NO><LOC4_OVERRIDE_AMT></LOC4_OVERRIDE_AMT><LOC5_ADDTL_AMT></L
OC5_ADDTL_AMT><LOC5_CREDIT_NO></LOC5_CREDIT_NO><LOC5_DEPEND_NO></LOC5_DEPE
ND_NO><LOC5_EXMPT_NO></LOC5_EXMPT_NO><LOC5_OVERRIDE_AMT></LOC5_OVERRIDE_AMT><M
AIL_STATE_DC></MAIL_STATE_DC><MEDICR_TXBL_FL></MEDICR_TXBL_FL><MN_WORKSITE
_NO></MN_WORKSITE_NO><MO_PROBATION_FL></MO_PROBATION_FL><MULTI_ST_WH_FL></
MULTI_ST_WH_FL><NE_MIN_WH_FL></NE_MIN_WH_FL><NRA_FL></NRA_FL><OWNER_FL></
OWNER_FL><PA_PSD_CD></PA_PSD_CD><PA_WORK_PSD_CD></PA_WORK_PSD_CD><PENSION
_PLAN_FL></PENSION_PLAN_FL><SPCL_DED_FL></SPCL_DED_FL><SS_TXBL_FL></SS_TX
BL_FL><ST_ADDTL_AMT></ST_ADDTL_AMT><ST_CREDIT_NO></ST_CREDIT_NO><ST_DEPEND
_NO></ST_DEPEND_NO><ST_EXMPT_NO></ST_EXMPT_NO><ST_OVERRIDE_AMT></ST_OVERRIDE_
AMT><ST_OVERRIDE_PCT></ST_OVERRIDE_PCT><SUTA_STATE_CD></SUTA_STATE_CD><SUTA_TX
BL_FL></SUTA_TXBL_FL><S_AEIC_FIL_STAT_CD></S_AEIC_FIL_STAT_CD><S_AK_GEO_CD
></S_AK_GEO_CD><S_AK_OCC_CD></S_AK_OCC_CD><S_FED_FIL_STAT_CD></S_FED_FIL_
STAT_CD><S_LOC1_FIL_STAT_CD></S_LOC1_FIL_STAT_CD><S_LOC2_FIL_STAT_CD></S_L
OC2_FIL_STAT_CD><S_LOC3_FIL_STAT_CD></S_LOC3_FIL_STAT_CD><S_LOC4_FIL_STAT_C
D></S_LOC4_FIL_STAT_CD><S_LOC5_FIL_STAT_CD></S_LOC5_FIL_STAT_CD><S_ST_FIL_
STAT_CD></S_ST_FIL_STAT_CD><S_ST_FIL_STAT_DESC></S_ST_FIL_STAT_DESC><TAXBL
E_ENTITY_ID></TAXBLE_ENTITY_ID><TAX_SVC_GRP_ID></TAX_SVC_GRP_ID><TERM_DT></
TERM_DT><US_CITIZEN_STAT_CD></US_CITIZEN_STAT_CD><VET_EXMPT_FL></VET_EXM
PT_FL><WAGE_PLN_CD></WAGE_PLN_CD><WH_LOC1_CD></WH_LOC1_CD><WH_LOC2_CD></W
H_LOC2_CD><WH_LOC3_CD></WH_LOC3_CD><WH_LOC4_CD></WH_LOC4_CD><WH_LOC5_CD></
WH_LOC5_CD><WH_STATE_CD></WH_STATE_CD></PEMETAX_EMPLTAX_INFO></LDMEINFO_EM
PL>

```

```

=====Response=====

```

```

<MethodResponse>
<Severity>3</Severity>
<Message>
<AppId>LDMEINFO</AppId>
<MsgId>LD_DTL_JOB_TITLE_INVALID</MsgId>
<RsId>LDM_EMPLLABINFO_CHILD</RsId>
<ObjectId>DETL_JOB_CD</ObjectId>
<MsgType>0</MsgType>
<MsgSeverity>3</MsgSeverity>
<MsgText><![CDATA[
|DETL_JOB_CD| not found in the Detail Job Title table.
]]></MsgText>
<ContextLine>-59999</ContextLine>
<ContextXPath>/LDMEINFO_EMPL[position()=1]/LDM_EMPLLABINFO_CHILD[position()=
1]</ContextXPath>
</Message>

</MethodResponse>

```

## Parts of the SilkRoad Integration Error File

An Import Employee error contains the following parts:

### 1. The Import Employee Error Header — This section contains the time and date of the error.

```
(Sep 09 2013 17:20:33:[[ACTIVE] ExecuteThread: '5' for queue:
'weblogic.kernel.Default (self-tuning)']: ERROR
com.deltak.enterprise.DEServer.INT.SILKROAD.C82RQMR2 )
CommonInterfaceImpl.java - 'EMPLOYEES' synch process received error after
submitting document to the COSTPOINT(COSTPOINT).
```

### 2. The Import Employee request XML — This is the XML generated for CP consumption via LDMEINFO).

```
-----Request-----
<LDMEINFO_EMPL><ACCT_ID><ACCT_ID><ADJ_HIRE_DT><ADJ_HIRE_DT><BADGE_GROUP>
<BADGE_GROUP><BADGE_ID><BADGE_ID><BIRTH_DT>1971-09-01
00:00:00.0</BIRTH_DT><BLIND_FL><BLIND_FL><CHG_ORG_ID><CHG_ORG_ID><CONT_N
AME_1><CONT_NAME_1><CONT_NAME_2><CONT_NAME_2><CONT_PHONE_1><CONT_PHONE
_1><CONT_PHONE_2><CONT_PHONE_2><CONT_REL_1><CONT_REL_1><CONT_REL_2><CO
NT_REL_2><DEFAULT_FL><DEFAULT_FL><DFLT_AUTOADJ_RT><DFLT_AUTOADJ_RT><DFLT
_MES_FL><DFLT_MES_FL><DFLT_SFT_FL><DFLT_SFT_FL><DISABLED_FL>Y</DISABLED_
FL><EMPL_ID>1009</EMPL_ID><EMPL_NAME><EMPL_NAME><EMPL_SOURCE_CD>SR</EMPL_S
OURCE_CD><ESS_COS_DESC><ESS_COS_DESC><FIRST_NAME>Lulu</FIRST_NAME><GENL_LA
B_CAT_CD><GENL_LAB_CAT_CD><HOME_EMAIL_ID>beary@ymail.com</HOME_EMAIL_ID><L
AB_LOC_CD><LAB_LOC_CD><LAST_FIRST_NAME><LAST_FIRST_NAME><LAST_NAME>Megha
n</LAST_NAME><LAST_REVIEW_DT><LAST_REVIEW_DT><LN_3_ADR><LN_3_ADR><LOCATO
R_CD><LOCATOR_CD><LOGIN_ID><LOGIN_ID><MARITAL_CD>S</MARITAL_CD><MID_NAME
>Bear</MID_NAME><NAME_PRFX_CD><NAME_PRFX_CD><NAME_SFX_CD><NAME_SFX_CD><N
EXT_REVIEW_DT><NEXT_REVIEW_DT><NOTES><NOTES><ORIG_HIRE_DT>2013-09-06
00:00:00.0</ORIG_HIRE_DT><PLANT_NAME><PLANT_NAME><PRIOR_NAME><PRIOR_NAME><
PROJ_ID><PROJ_ID><RACE_ETHNIC_DESC><RACE_ETHNIC_DESC><REF_STRUC_1_ID><REF_
STRUC_1_ID><REF_STRUC_2_ID><REF_STRUC_2_ID><RQ_NO>1</RQ_NO><SEX_CD>F</
SEX_CD><SPVSR_NAME><SPVSR_NAME><SR_EXPORT_DT><SR_EXPORT_DT><SSN_ID>67546
7897</SSN_ID><S_EMPL_STATUS_CD>ACT</S_EMPL_STATUS_CD><S_ESS_COS_CD><S_ESS_
COS_CD><S_FREQUENCY_CD><S_FREQUENCY_CD><S_RACE_CD>WHITE</S_RACE_CD><TAXBLE
_ENTITY_ID><TAXBLE_ENTITY_ID><TAX_SVC_GRP_ID><TAX_SVC_GRP_ID><TERM_DT><
/TERM_DT><VENDOR_ID><VENDOR_ID><VET_RELEASE_DT>1990-08-01
00:00:00.0</VET_RELEASE_DT><VET_STATUS_A>Y</VET_STATUS_A><VET_STATUS_D>Y</VE
T_STATUS_D><VET_STATUS_O>Y</VET_STATUS_O><VET_STATUS_R><VET_STATUS_R><VET_
STATUS_S>Y</VET_STATUS_S><VET_STATUS_V>Y</VET_STATUS_V><VISA_DT><VISA_DT><
WORK_COMP_CD><WORK_COMP_CD><LDM_EMPLLABINFO_CHILD><AA_COMMENTS><AA_COMME
NTS><AFF_PLAN_CD><AFF_PLAN_CD><ANNL_AMT>19000</ANNL_AMT><BILL_LAB_CAT_CD><
/BILL_LAB_CAT_CD><CALC_FL><CALC_FL><COMMENTS><COMMENTS><COMP_PLAN_CD><
/COMP_PLAN_CD><CORP_OFCR_FL><CORP_OFCR_FL><DEFAULT_FL><DEFAULT_FL><DETL
JOB_CD>PGMRAPP</DETL_JOB_CD><DFLT_AUTOADJ_RT><DFLT_AUTOADJ_RT><BEO_CD><E
EO_CD><EFFECT_DT>2013-09-06
00:00:00.0</EFFECT_DT><EMPL_CLASS_CD><EMPL_CLASS_CD><EMPL_ID>1009</EMPL_ID
><END_DT><END_DT><GENL_LAB_CAT_CD><GENL_LAB_CAT_CD><HIRE_DT_FL>Y</HIRE_D
T_FL><HRLY_AMT><HRLY_AMT><JOB_GROUP_CD><JOB_GROUP_CD><LAB_GRP_TYPE><LA
B_GRP_TYPE><LAB_LOC_CD>MA010F</LAB_LOC_CD><LAST_FIRST_NAME><LAST_FIRST_NAM
E><MERIT_PCT_RT><MERIT_PCT_RT><MGR_EMPL_ID><MGR_EMPL_ID><MGR_LAST_FIRST_
NAME><MGR_LAST_FIRST_NAME><ORG_ID>1.1.110</ORG_ID><OVERALL_RT><OVERALL_R
T><PCT_INCR_RT><PCT_INCR_RT><PERS_ACT_RSN_CD><PERS_ACT_RSN_CD><PERS_ACT_
RSN_CD_2><PERS_ACT_RSN_CD_2><PERS_ACT_RSN_CD_3><PERS_ACT_RSN_CD_3><PROMO
_PCT_RT><PROMO_PCT_RT><REASON_DESC><REASON_DESC><REASON_DESC_2><REASON_
DESC_2><REASON_DESC_3><REASON_DESC_3><REF1_ID><REF1_ID><REF2_ID><REF2_
ID><REVIEW_FORM_ID><REVIEW_FORM_ID><SAL_AMT><SAL_AMT><SAL_GRADE_CD><S
AL_GRADE_CD><SEC_ORG_ID><SEC_ORG_ID><STD_EFFECT_AMT><STD_EFFECT_AMT><STD
_EST_HRS><STD_EST_HRS><S_COMP_PLAN_TYPE><S_COMP_PLAN_TYPE><S_EMPL_TYPE_C
```

```

D>=</S_EMPL_TYPE_CD><S_FREQUENCY_CD>=</S_FREQUENCY_CD><S_HRLY_SAL_CD>=</S_HRLY_SAL_CD><S_NUM_COLS_CD>=</S_NUM_COLS_CD><S_STEP_NO>=</S_STEP_NO><TC_TS_SCHED_CD>=</TC_TS_SCHED_CD><TC_WORK_SCHED_CD>=</TC_WORK_SCHED_CD><TERM_DT_FL>=</TERM_DT_FL><TS_PD_CD>=</TS_PD_CD><UPDATE_EMPL_FL>=</UPDATE_EMPL_FL><WORK_STATE_CD>=</WORK_STATE_CD><WORK_YR_HRS_NO>=</WORK_YR_HRS_NO></LDM_EMPLLABINFC_HILD><LDMEINFO_EMPLPHONE><PHONE_ID>(561)765-8765</PHONE_ID><PHONE_TYPE_DC>HOME</PHONE_TYPE_DC></LDMEINFO_EMPLPHONE><LDMEINFO_EMPLSUPADR><CITY_NAME>astoria</CITY_NAME><COUNTRY_CD>USA</COUNTRY_CD><MAIL_STATE_DC>NY</MAIL_STATE_DC><POSTAL_CD>11138</POSTAL_CD><SUP_LN_1_ADR>3rd st</SUP_LN_1_ADR><SUP_LN_3_ADR>=</SUP_LN_3_ADR><TYPE_ADR>HOME</TYPE_ADR></LDMEINFO_EMPLSUPADR><PEMETAX_EMPLTAX_INFO><ADT_TIME_STAMP>=</ADT_TIME_STAMP><AEIC_OVERRIDE_AMT>=</AEIC_OVERRIDE_AMT><AR_SEAS_EMPL>=</AR_SEAS_EMPL><CLASS_CD>=</CLASS_CD><CORP_OFCR_FL>=</CORP_OFCR_FL><CORP_OFCR_ID>=</CORP_OFCR_ID><COVG_TYPE>=</COVG_TYPE><DSLE_ESS_W4_FL>=</DSLE_ESS_W4_FL><FED_ADDTL_AMT>=</FED_ADDTL_AMT><FED_EXMPT_NO>=</FED_EXMPT_NO><FED_OVERRIDE_AMT>=</FED_OVERRIDE_AMT><FED_OVERRIDE_PCT>=</FED_OVERRIDE_PCT><FUTA_TXBL_FL>=</FUTA_TXBL_FL><LOC1_ADDTL_AMT>=</LOC1_ADDTL_AMT><LOC1_CREDIT_NO>=</LOC1_CREDIT_NO><LOC1_DEPEND_NO>=</LOC1_DEPEND_NO><LOC1_EXMPT_NO>=</LOC1_EXMPT_NO><LOC1_OVERRIDE_AMT>=</LOC1_OVERRIDE_AMT><LOC2_ADDTL_AMT>=</LOC2_ADDTL_AMT><LOC2_CREDIT_NO>=</LOC2_CREDIT_NO><LOC2_DEPEND_NO>=</LOC2_DEPEND_NO><LOC2_EXMPT_NO>=</LOC2_EXMPT_NO><LOC2_OVERRIDE_AMT>=</LOC2_OVERRIDE_AMT><LOC3_ADDTL_AMT>=</LOC3_ADDTL_AMT><LOC3_CREDIT_NO>=</LOC3_CREDIT_NO><LOC3_DEPEND_NO>=</LOC3_DEPEND_NO><LOC3_EXMPT_NO>=</LOC3_EXMPT_NO><LOC3_OVERRIDE_AMT>=</LOC3_OVERRIDE_AMT><LOC4_ADDTL_AMT>=</LOC4_ADDTL_AMT><LOC4_CREDIT_NO>=</LOC4_CREDIT_NO><LOC4_DEPEND_NO>=</LOC4_DEPEND_NO><LOC4_EXMPT_NO>=</LOC4_EXMPT_NO><LOC4_OVERRIDE_AMT>=</LOC4_OVERRIDE_AMT><LOC5_ADDTL_AMT>=</LOC5_ADDTL_AMT><LOC5_CREDIT_NO>=</LOC5_CREDIT_NO><LOC5_DEPEND_NO>=</LOC5_DEPEND_NO><LOC5_EXMPT_NO>=</LOC5_EXMPT_NO><LOC5_OVERRIDE_AMT>=</LOC5_OVERRIDE_AMT><MAIL_STATE_DC>=</MAIL_STATE_DC><MEDICR_TXBL_FL>=</MEDICR_TXBL_FL><MN_WORKSITE_NO>=</MN_WORKSITE_NO><MO_PROBATION_FL>=</MO_PROBATION_FL><MULTI_ST_WH_FL>=</MULTI_ST_WH_FL><NE_MIN_WH_FL>=</NE_MIN_WH_FL><NRA_FL>=</NRA_FL><OWNER_FL>=</OWNER_FL><PA_PSD_CD>=</PA_PSD_CD><PA_WORK_PSD_CD>=</PA_WORK_PSD_CD><PENSION_PLAN_FL>=</PENSION_PLAN_FL><SPCL_DED_FL>=</SPCL_DED_FL><SS_TXBL_FL>=</SS_TXBL_FL><ST_ADDTL_AMT>=</ST_ADDTL_AMT><ST_CREDIT_NO>=</ST_CREDIT_NO><ST_DEPEND_NO>=</ST_DEPEND_NO><ST_EXMPT_NO>=</ST_EXMPT_NO><ST_OVERRIDE_AMT>=</ST_OVERRIDE_AMT><ST_OVERRIDE_PCT>=</ST_OVERRIDE_PCT><SUTA_STATE_CD>=</SUTA_STATE_CD><SUTA_TXBL_FL>=</SUTA_TXBL_FL><S_AEIC_FIL_STAT_CD>=</S_AEIC_FIL_STAT_CD><S_AK_GEO_CD>=</S_AK_GEO_CD><S_AK_OCC_CD>=</S_AK_OCC_CD><S_FED_FIL_STAT_CD>=</S_FED_FIL_STAT_CD><S_LOC1_FIL_STAT_CD>=</S_LOC1_FIL_STAT_CD><S_LOC2_FIL_STAT_CD>=</S_LOC2_FIL_STAT_CD><S_LOC3_FIL_STAT_CD>=</S_LOC3_FIL_STAT_CD><S_LOC4_FIL_STAT_CD>=</S_LOC4_FIL_STAT_CD><S_LOC5_FIL_STAT_CD>=</S_LOC5_FIL_STAT_CD><S_ST_FIL_STAT_CD>=</S_ST_FIL_STAT_CD><S_ST_FIL_STAT_DESC>=</S_ST_FIL_STAT_DESC><TAXBLE_ENTITY_ID>=</TAXBLE_ENTITY_ID><TAX_SVC_GRP_ID>=</TAX_SVC_GRP_ID><TERM_DT>=</TERM_DT><US_CITIZEN_STAT_CD>=</US_CITIZEN_STAT_CD><VET_EXMPT_FL>=</VET_EXMPT_FL><WAGE_PLN_CD>=</WAGE_PLN_CD><WH_LOC1_CD>=</WH_LOC1_CD><WH_LOC2_CD>=</WH_LOC2_CD><WH_LOC3_CD>=</WH_LOC3_CD><WH_LOC4_CD>=</WH_LOC4_CD><WH_LOC5_CD>=</WH_LOC5_CD><WH_STATE_CD>=</WH_STATE_CD></PEMETAX_EMPLTAX_INFO></LDMEINFO_EMPL>

```

**Tip:** You can use XML Formatting sites like [www.freeformatter.com](http://www.freeformatter.com) to format the xml for easy reading.)

3. **The Import Employee response XML** — This section contains the error or errors caused by the request XML.

```

=====Response=====
<MethodResponse>
<Severity>3</Severity>
<Message>
<AppId>LDMEINFO</AppId>

```

```
<MsgId>LD_DTL_JOB_TITLE_INVALID</MsgId>
<RsId>LDM_EMPLLABINFO_CHILD</RsId>
<ObjectId>DETL_JOB_CD</ObjectId>
<MsgType>0</MsgType>
<MsgSeverity>3</MsgSeverity>
<MsgText><![CDATA[
|DETL_JOB_CD| not found in the Detail Job Title table.
]]></MsgText>
<ContextLine>-59999</ContextLine>
<ContextXPath>/LDMEINFO_EMPL[position()=1]/LDM_EMPLLABINFO_CHILD[position()=
1]</ContextXPath>
</Message>
```

Multiple errors will have multiple Message tags.

```
=====Response=====
<MethodResponse>
<Severity>3</Severity>
<Message>
<AppId>LDMEINFO</AppId>
<MsgId>LDMEINFO_VISATYPE_NOT_EXIST</MsgId>
<RsId>LDMEINFO_EMPL</RsId>
<ObjectId>VISA_TYPE_CD</ObjectId>
<MsgType>0</MsgType>
<MsgSeverity>3</MsgSeverity>
<MsgText><![CDATA[
This is an invalid Visa Type. Please reenter or use lookup to select a Visa
Type code.
]]></MsgText>
<ContextLine>-59999</ContextLine>
<ContextXPath>/LDMEINFO_EMPL[position()=1]</ContextXPath>
</Message>

<Message>
<AppId>LDMEINFO</AppId>
<MsgId>CP_SYS_REQ_FLD</MsgId>
<RsId>LDMEINFO_EMPL</RsId>
<ObjectId>BIRTH_DT</ObjectId>
<MsgType>0</MsgType>
<MsgSeverity>3</MsgSeverity>
<MsgText><![CDATA[
The following field is required: |BIRTH_DT|.
]]></MsgText>
<ContextLine>-59999</ContextLine>
<ContextXPath>/LDMEINFO_EMPL[position()=1]</ContextXPath>
</Message>

<Message>
<AppId>LDMEINFO</AppId>
```

```

<MsgId>CP_SYS_REQ_FLD</MsgId>
<RsId>LDMEINFO_EMPL</RsId>
<ObjectId>ORIG_HIRE_DT</ObjectId>
<MsgType>0</MsgType>
<MsgSeverity>3</MsgSeverity>
<MsgText><![CDATA[
The following field is required: |ORIG_HIRE_DT|.
]]></MsgText>
<ContextLine>-59999</ContextLine>
<ContextXPath>/LDMEINFO_EMPL[position()=1]</ContextXPath>
</Message>

<Message>
<AppId>LDMEINFO</AppId>
<MsgId>CP_SYS_REQ_FLD</MsgId>
<RsId>LDM_EMPLLABINFO_CHILD</RsId>
<ObjectId>EFFECT_DT</ObjectId>
<MsgType>0</MsgType>
<MsgSeverity>3</MsgSeverity>
<MsgText><![CDATA[
The following field is required: |EFFECT_DT|.
]]></MsgText>
<ContextLine>-59999</ContextLine>
<ContextXPath>/LDMEINFO_EMPL[position()=1]/LDM_EMPLLABINFO_CHILD[position()=
1]</ContextXPath>
</Message>

</MethodResponse>

```

## Monitoring the Status of SilkRoad Integrations

The View Interface Execution Status History screen in Costpoint monitors all data integrations between Costpoint and other systems. You can use this screen to view the status of the following:

- Importing SilkRoad new hire employee-related information into Costpoint.
- Exporting Costpoint employees, position requisitions, detail job titles, organizations/HR organizations, and labor locations to SilkRoad.

The screen can be accessed in the following Costpoint Location: **Administration » System Administration » System Administration Reports/Inquiries**.

To filter SilkRoad integrations from the list, click **Query**, enter **SILKROAD** in the **Target System** field, and then click **Find**.

The View Interface Execution Status History screen displays the following information for every integration instance:

- Target System
- Plant
- Location
- Interface Name
- Last export start date/time
- Last successful export date/time
- Total of records sent (includes failed)
- Records failed
- Records sent successfully
- Time waited on Target System
- Total Run Time (sec)

**Attention:** To view the details of errors and issues that occur during the transfer of data, you need to check the error/log files generated by the integration. Please refer to the following sections for more information:

- [Costpoint to SilkRoad Integration - Troubleshooting section](#)
- [SilkRoad to Costpoint Integration - Troubleshooting section](#)

## Appendix A: If You Need Assistance

If you need assistance installing, implementing, or using Deltek Costpoint SilkRoad Integration, Deltek makes a wealth of information and expertise readily available to you.

### Customer Services

For over 30 years, Deltek has maintained close relationships with client firms, helping with their problems, listening to their needs, and getting to know their individual business environments. A full range of customer services has grown out of this close contact, including the following:

- Extensive self-support options through the Deltek Support Center.
- Phone and email support from Customer Care analysts
- Technical services
- Consulting services
- Custom programming
- Classroom, on-site, and Web-based training

**Attention:** Find out more about these and other services from the Deltek Support Center.

### Deltek Support Center

The Deltek Support Center is a support Web site for Deltek customers who purchase an Ongoing Support Plan (OSP).

The following are some of the many options that the Deltek Support Center provides:

- Search for product documentation, such as release notes, install guides, technical information, online help topics, and white papers
- Ask questions, exchange ideas, and share knowledge with other Deltek customers through the Deltek Support Center Community
- Access Cloud-specific documents and forums
- Download the latest versions of your Deltek products
- Search Deltek's knowledge base
- Submit a support case and check on its progress
- Transfer requested files to a Customer Care analyst
- Subscribe to Deltek communications about your products and services
- Receive alerts of new Deltek releases and hot fixes
- Initiate a Chat to submit a question to a Customer Care analyst online

**Attention:** For more information regarding Deltek Support Center, refer to the online help available from the Web site.

## Access Deltek Support Center

### To access the Deltek Support Center:

1. Go to <https://deltek.custhelp.com>.
2. Enter your Deltek Support Center **Username** and **Password**.
3. Click **Login**.

**Note:** If you forget your username or password, you can click the **Need Help?** button on the login screen for help.





---

## About Deltek

Better software means better projects. Deltek is the leading global provider of enterprise software and information solutions for project-based businesses. More than 23,000 organizations and millions of users in over 80 countries around the world rely on Deltek for superior levels of project intelligence, management and collaboration. Our industry-focused expertise powers project success by helping firms achieve performance that maximizes productivity and revenue. [www.deltek.com](http://www.deltek.com)