




Deltek

# Deltek WorkBook 13.0

## CU02

Release Notes

**October 28, 2021**  
Revised December 3, 2021



---

While Deltek has attempted to verify that the information in this document is accurate and complete, some typographical or technical errors may exist. The recipient of this document is solely responsible for all decisions relating to or use of the information provided herein.

The information contained in this publication is effective as of the publication date below and is subject to change without notice.

This publication contains proprietary information that is protected by copyright. All rights are reserved. No part of this document may be reproduced or transmitted in any form or by any means, electronic or mechanical, or translated into another language, without the prior written consent of Deltek, Inc.

This edition published December 2021.

© Deltek, Inc.

Deltek's software is also protected by copyright law and constitutes valuable confidential and proprietary information of Deltek, Inc. and its licensors. The Deltek software, and all related documentation, is provided for use only in accordance with the terms of the license agreement. Unauthorized reproduction or distribution of the program or any portion thereof could result in severe civil or criminal penalties.

All trademarks are the property of their respective owners.

---

# Contents

Overview .....	1
Additional Documentation.....	1
Installation .....	1
Supported Products.....	1
Compatibility Matrix.....	1
WorkBook Release 13.0 CU02 .....	2
Features and Enhancements Added or Changed .....	2
Jobs.....	2
Time & Expense.....	2
Known Issues .....	3
Finance & Administration .....	3
Jobs.....	3
Settings .....	3
Time & Expense.....	4
Software Issues Resolved .....	4
Email Import.....	4
Finance & Administration .....	5
General .....	5
Jobs.....	5
Reports .....	5
Settings .....	6
WorkBook Release 13.0 CU01 .....	7
Known Issues .....	7
Finance & Administration .....	7
Software Issues Resolved .....	7
Finance & Administration .....	7
Jobs.....	8
Reports .....	9
Settings .....	9
Tasks.....	10
Time & Expense.....	10
WorkBook Release 13.0 .....	11
Features and Enhancements Added or Changed .....	11

---

Finance & Administration .....	11
Inbox .....	12
Jobs.....	13
MediaForce .....	14
Reports .....	14
Resources .....	17
Settings .....	17
Tasks.....	18
Time & Expense.....	18
User Interface .....	19
Known Issues .....	20
Finance & Administration .....	20
General .....	21
Storage Provider .....	21
Software Issues Resolved .....	21
CRM .....	21
Email .....	21
Finance & Administration .....	22
Inbox .....	27
Jobs.....	28
My Settings .....	35
Reports .....	36
Resources .....	36
Scheduling .....	37
Settings .....	38
Tasks.....	42
Time & Expense.....	42
About Deltek.....	45

## Overview

This document provides the following information:

- [Release Notes for WorkBook Release 13.0 CU02](#)
- [Release Notes for WorkBook Release 13.0 CU01](#)
- [Release Notes for WorkBook Release 13.0](#)

## Additional Documentation

You can perform a Deltek Support Center search for additional documents at the following link:

[https://deltek.custhelp.com/app/answers/detail/a\\_id/79935](https://deltek.custhelp.com/app/answers/detail/a_id/79935)

For information about the WorkBook API, you can access the *Deltek WorkBook API Guide* at the following link:

<https://workbookapi.deltek.com/?version=latest>

## Installation

See the *Deltek WorkBook 13.0 Installation Guide* for requirements and instructions for installing the WorkBook software.

## Supported Products

### Compatibility Matrix

Information about platform requirements is maintained in the Deltek Product Support Compatibility Matrix, located on the Deltek Support Center. In the Matrix, search on “WorkBook” to navigate quickly to the information that you need.

Internal Link

<https://home.deltek.com/sites/products/Documents/DeltekProductSupportCompatibilityMatrix.pdf>

External Link – Deltek Support Center

[Deltek Product Support Compatibility Matrix](#)

## WorkBook Release 13.0 CU02

Version DB 13.0.144 / HTML 13.0.149

For release on October 28, 2021

### Features and Enhancements Added or Changed

#### Jobs

Jobs – Jobs List – Job List Views – New Column

A new Costing Code column is added to the Simplified Job List, Job List (1), and Status Report (2) job list views. This new column displays the Costing Code that is assigned on the job(s).

Jobs – Tasks – Grid View – New Column

A new Costing Code column is added for tasks. This new column displays the Costing Code that is assigned on the task.

---

#### Time & Expense

Costing Codes Cost Entry Validation – Personal Expense

When Company Variable 73 is set to 3, the Add Job or Task dialog now correctly filters out jobs or tasks that have a Costing Code attached where personal expense is not allowed or is not active.

Costing Codes Cost Entry Validation – Time Entry

When Company Variable 73 is set to 3, the Add Job or Task dialog now correctly filters out jobs or tasks that have a Costing Code attached where time entry is not allowed or is not active.

---

## Known Issues

### Finance & Administration

Copy/Reverse Function does not Validate Costing Codes

**Delttek Tracking No.** 513036

**Description:** When you copy/reverse a voucher with a job that has a job or task selected, the Costing Codes on the job or task are not validated. (This happens regardless of the value of Company Variable 73.)

Creditor Invoices – Costing Codes do not Validate Creditor Invoices

**Delttek Tracking No.** 513035

**Description:** When you create a voucher with a purchase order, change the job in the voucher lines, or change the task in the voucher lines, the Costing Codes on the job are not validated. This happens when Company Variable 73 is set to 1 or 2.

---

### Jobs

Jobs – Reviews – ConceptShare – Integration not Working Correctly

**Delttek Tracking No.** 513001

**Description:** When you Edit a Review, and then Add a New Reviewer that is not a resource added to the project, the reviewer is not added. An error may also occur when you do a soft refresh after adding the reviewer to the review. In addition, the Auto Approve rule does not work.

**Customers Impacted:** Customers who use the WorkBook-ConceptShare integration.

**Workaround before Fix:** Add the user to the project via the ConceptShare website instead of via WorkBook.

**Additional Notes:** If you Edit a Review, and then Add a User that is already part of the Project, the user gets added to the review.

---

### Settings

Company Variables – Company Variable 73 not Working Correctly

**Delttek Tracking No.** 513006

**Description:** When Company Variable 73 is set to 1 or 2, the expense type setting for the Costing Code is not validated on both jobs and tasks. This means that jobs and tasks that contain Costing Codes that do not allow the expense type entry are not filtered out of drop-down lists.

---

## Time & Expense

### Additional Issues for Costing Codes Time Entry Validation

**Deltek Tracking No. 513026**

**Description:** The following additional issues exist for Costing Codes time entry validation:

- Timesheet – When you use the Change Task option for an existing time entry, you can change the task to one where the Costing Code does not allow time entries because the Change Task dialog does not filter out those tasks.
- Task Card – Conversation – When you make a comment on a task conversation and include a time registration with the comment, you can do that on a task where the Costing Code does not allow time entries.
- Jobs – Job Chat – When you make a comment in a job conversation and include a time registration with the comment, you can do that on a job where the Costing Code does not allow time entries.
- Time & Expense – Timesheet – Shortcut (Context) Menu – When you use the Copy Time Sheet from a Previous Week to Current Time Sheet option from the shortcut menu, there is no validation on the lines that are added, which can result in jobs or tasks with Costing Codes that do not allow time entries appearing on the timesheet.
- Time & Expense – Timesheet – Shortcut (Context) Menu – When you use any of the Add Task options from the shortcut menu, there is no validation on the lines that are added, which can result in jobs or tasks with Costing Codes that do not allow time entries appearing on the timesheet.
- Time & Expense – Timesheet – Suggestions – When you use the Suggestion tab, jobs with Costing Codes that do not allow time entries are shown.
- Tasks – To-Do – Tasks – Grid View – When you right-click in the grid and choose the Create Time Entry option, the dialog does not filter jobs or tasks correctly where the Costing Code does not allow time entries.
- Add Entry – Time Entry – The Create Time Entry dialog does not filter jobs or tasks correctly where the Costing Code does not allow for time entries.

---

## Software Issues Resolved

### Email Import

#### Archive Selected Email – Error when Archiving Imported Emails

**Deltek Tracking No. 512936**

**Description:** When you archived an email, an error occurred, and a System Issue error dialog was displayed.

---



## Finance & Administration

Creditors Invoice – Costing Codes not Enabled on Jobs Appeared in Job Drop-Down List

**Deltek Tracking No.** 512970

**Description:** If a Costing Code was not enabled on a job, it still appeared on the job drop-down list.

---

## General

Grids – Tooltips not Working on Some Pages

**Deltek Tracking No.** 512937

**Description:** When you hovered the mouse on cells in grids where a tooltip should be displayed, the tooltip was not displayed.

Error on Status Change

**Deltek Tracking No.** 512929

**Description:** When you changed a job status (via the job properties sidebar) or a price quote status (via the Price Quote page) an error dialog box popped up.

---

## Jobs

Job Card – Settings – Basic Settings – Job Status Validation of Costing Code not Triggered on Price Quotes

**Deltek Tracking No.** 512865

**Description:** With System Variable set to 1, 2, or 3, when you sent a price quote for approval—approved internally or externally—the job costing code was not validated.

---

## Reports

Jobs – Jobs List – Time Summary: Customer, Job, Employee Report (Report 179) – Error when Printing

**Deltek Tracking No.** 512933


**Description:** When you printed Report 179, an error occurred.


---


## Settings

Costing Code Setup – Client Access Tab – Column Added to Show Client Access for Selected Costing Code

**Deltek Tracking No. 512820**

**Description:** The  column is added to the Client Access screen to show the actual client access for a selected Costing Code. You select the check box in this column to enable client access to a specific Costing Code.

Now only when all of the selected codes (in the left grid) have access to the client selected in the right grid does this column show the  field selected by that client. In this case, the tooltip for this column correctly indicates **Client has access to all selected codes**.

When you select more than one Costing Code—and if the client access is different for each of them—the  column shows no access.

## WorkBook Release 13.0 CU01

Version DB 13.0.125 / HTML 13.0.129

Released on September 23, 2021

---

### Known Issues

#### Finance & Administration

Creditors – Creditor Invoices – Custom Codes Cost Entry Validation

**Deltek Tracking No.** 512314

**Description:** When you create a creditor invoice using an existing Purchase Order, and Company Variable 73 is set to either 2 or 3 (for the job-owning Company), validation of whether the client has access to the costing code that is assigned to a job is not applied. This also applies to updating creditor invoices with linked Purchase Orders.

---

### Software Issues Resolved

#### Finance & Administration

Cash Flow Forecast – Creditor Invoices with Future Dates not Included

**Deltek Tracking No.** 512291

**Description:** When you started forecasting cash flow in the future—compared to the date when you created the forecast—the Overdue Incoming Payment amount did not include all overdue amounts.

Chart of Accounts – Report 316 (Balance) – Negative Values are Excluded from the Report when there is no Dimension Value

**Deltek Tracking No.** 511754

**Description:** Negative values were excluded from Report 316 when there was no dimension value.

**Additional Notes:** Negative values are no included in the report whether it has a dimension value or not.

Creditor – Creditor Payment Proposal – Fix Payment Date Option Updates Due Date

**Deltek Tracking No.** 512383

**Description:** When you created a payment proposal, the Fix Payment Date option incorrectly updated the payment due date, as seen in the payment lines sub-grid column.

Creditor Invoices – Creditor VAT is not Copied when Activity VAT is not Set

**Deltek Tracking No.** 511819

**Description:** The creditor VAT was not copied when the activity VAT was not set.

---

**Additional Notes:** The creditor VAT is now copied correctly even when the activity VAT is not set.

Creditor Invoices – Create New with PO Linked – Profit Margin Fact must be at least 1

**Deltek Tracking No.** 511891

**Description:** When you created a creditor invoice linked to a PO that had a profit margin that could be rounded off to 1, WorkBook blocked creation of the invoice and displayed the following message: The profit margin factor for job related voucher is required to be minimum 1 (one), job number <job number>.

Creditor Invoices – Deleting Detail Lines Breaks Creditor VAT

**Deltek Tracking No.** 511775

**Description:** When you entered a creditor VAT, it was not copied correctly to the new line when you deleted the previous line or all detail lines.

Creditor Invoices – Intercompany Expense Transactions Display Wrong Currency

**Deltek Tracking No.** 512425

**Description:** When you created an intercompany expense transaction between two companies that had different base currencies while System Variable 909 was enabled, the resulting creditor invoice in the owner company had the same amount in company currency as the creditor invoice in the job company, in spite of being in a different currency.

Debtor List – Debtor Sales List for VAT Reporting Report (Report 527) – Report does not Respect Filters

**Deltek Tracking No.** 511869

**Description:** When you generated Report 527 any filter that you applied—for example, Group by—did not work.

---

## Jobs

Client Group Dimension does not get Default Value when You Create a Job

**Deltek Tracking No.** 511896

**Description:** When you created a job, the Client Group dimension did not get a default value, nor was it updated, based on the client.

Jobs List – Reports – Report 282 (Employee Profit Share Report) Doubles the Totals

**Deltek Tracking No.** 512269

**Description:** When you generated Report 282 with the Show Job Details option unselected, the Revenue Total amounts were doubled.

Jobs List – Reports – Status Report (2) View – System Issue Error

**Deltek Tracking No.** 512386

**Description:** When you created or updated a job, a System Issue error dialog was displayed.

Price – Lines – Dimension Cells are Frozen on New Lines

**Deltek Tracking No.** 511642

**Description:** When you added a new line, you could not edit dimension cells.

Price Quote (PQ) – You can Edit Profit Margin on Purchases Setting when Disabled

**Deltek Tracking No.** 512065

**Description:** When the Allow Editing of the Profit Margin on Purchases on Price Quote Lines setting was disabled on the Company level, you could still edit the profit margin on the PQ line.

Tasks – Cannot Delete Schedule even though Deleted from Templates

**Deltek Tracking No.** 511686

**Description:** You could not delete a schedule from the job, even though you deleted it from job templates.

---

## Reports

Reports 308 (Corporate Level Reporting) and 500 (Profit & Loss) Display Different Values when using Exchange Rates

**Deltek Tracking No.** 511895

**Description:** Reports 308 and 500 displayed different values because they did not look at the exchange rates on the same data.

**Additional Notes:** Report 500 has a new parameter that gives you three options for when it should look at the exchange rate: Today's Rate, End Date Rate, and Transaction Day Rate.

---

## Settings

Agent Setup – IMAP Agent Keeps Running Even when Storage System is Down

**Deltek Tracking No.** 512543

**Description:** When the IMAP agent failed to run, the invoice that was created was not deleted, which meant that another creditor invoice was created each time that the agent was run, and could not be deleted.

Databoard – Error in Exporting Databoard (2) Time Entries

**Deltek Tracking No.** 511690

**Description:** When you exported Databoard (2) – Time Entries, an error occurred, and no export file was downloaded.

Global Settings – Payment Methods for Invoices – When You Create Payment Terms all Languages are not Available even if Activated in Language Settings

**Deltek Tracking No. 511702**

**Description:** When you created payment methods, WorkBook did not insert all languages into the translations sub-grid.

Webhook – Creating a Webhook Entry Causes an Error

**Deltek Tracking No. 512544**

**Description:** Sometimes when you created a webhook entry under the Webhook Settings tab, an error occurred.

---

## Tasks

CRM Activities for Follow-Up – Column without Tooltips Inherits Tooltips when Moved next to a Column with Tooltips

**Deltek Tracking No. 511876**

**Description:** When you moved a column that displays no tooltips when you hover over cells next to another column that does display tooltips, the column that you moved inherited the tooltip from the column beside it.

Missing Notifications for Removed Bookings when Employee End Date is Applied

**Deltek Tracking No. 512093**

**Description:** Notifications for bookings that you removed after you applied an employee end date were missing.

---

## Time & Expense

Mileage – All Records are Displayed Regardless of Filter

**Deltek Tracking No. 512270**

**Description:** When you went to the Mileage page, the records that were displayed did not always fit the criteria of the selected status filter.

---

## WorkBook Release 13.0

Version DB 13.0.92 / HTML 13.0.94

Release on July 29, 2021

### Features and Enhancements Added or Changed

---

#### Dashboards – Access Functionality – Core Enhancements

Non-administrator users can share their dashboards with other users via the Access tab in the Dashboard Settings dialog. Admin Users can delete another user's dashboard. The Dashboards sidebar groups the list by the user who created the dashboard; those groups are listed alphabetically. When you open a grouping, the dashboards within each group are displayed alphabetically.

---

#### Finance & Administration

##### Debtors – Debtor Invoices – Improved System Responsiveness when Finalizing Multiple Invoices at the Same Time

When you finalize large batches of invoices, WorkBook no longer locks up for other users for the duration. In addition, finalizing large batches no longer times out because of the number of invoices.

##### General Ledger – Chart of Accounts – List Tab – Detailed Subgrid View for General Ledger and Debtors

A new Show/Hide button added to the top grid enables you to show or hide the bottom grid, where transaction details of the account that is selected in the top grid are displayed.

##### Renaming of Net Revenue Forecast (NRF) to Revenue Forecast (RF)

Because of the introduction of a setting that allows the calculation of a Gross Revenue Forecast, the singular naming convention of Net Revenue Forecast is no longer correct. As such, the name of this functionality has been changed to Revenue Forecast from Net Revenue Forecast throughout the product, and the abbreviation of NRF has been replaced by RF in all areas of the product.

##### Revenue Forecast (RF) Creation Dialog

A dialog has been added that opens when you click the Add button to create a Revenue Forecast method. This dialog displays all of the settings that are reflected in the grid, but provides you with a better overview of the settings in logical groupings. All settings default to disabled or not selected, unless you enable Price Quotes and pipelines manually (this is the default behavior that the grid uses, too).

This creation dialogue is only displayed when you are adding a new method. All deletion and editing functions remain unchanged, and you can still add or edit the settings directly in the grid.

## Revenue Forecast (RF) – New Exclude Non-Billable Jobs Setting in NRF Method

The Exclude Non-Billable Jobs setting is added. You can use this setting to exclude non-billable jobs from the forecast. You set this functionality on the Settings page for NRF methods. You apply this setting to each method separately by selecting the check box in the grid.

## Revenue Forecast (RF) – New Handling of Manual Edits of Amounts

When you make manual edits to a forecast line, moving off a line when the limitations of the method are not being met triggers a warning message. You are not allowed to select a different job line until the limitation has been met on the edited line.

## Settings –Revenue Forecast (RF) – RF also Supports Gross Revenue Forecast

A setting has been created within Revenue Forecast methods that allows you to define a Revenue Forecast to be calculated as Net or Gross Revenue. This new setting appears within the Revenue Forecast Creation dialog, or you can set it directly within the settings grid, using the Net or Gross column that has been added to that grid.

The Net or Gross Revenue setting influences the calculations that are used to determine the Revenue on a job, when using the Even Distribution over Time, Billing Plan, or EAC Distribution methods, or both distribution methods of a Pipeline.

The Proportionally Future Scheduled Amount and Schedule Booking forecasting methods remain unchanged; they use the sales values of scheduled bookings under all circumstances.

## Tasks

See [Expense Entries Under Preparation – Personal Expense Entry – Available Activities](#).

---

## Inbox

### Channels – New Tooltip when Hovering on Channel Type Radio Buttons when Creating or Editing Channels

A new tooltip appears when you hover your cursor on the channel type radio buttons when you are creating or editing channels. This tooltip indicates the channel type on which you hovered. The tooltip is not displayed when you are not hovering on the labels, or when you move away after hovering on them.

### Conversations – File Name Dialog – Select Text when Dialog Opens

The default text in the text box under the File Name dialog that opens when you paste an image into a conversation is now automatically selected.

### Conversations – Notifications No Longer Sent when You do not have Access to a Client

When you are subscribed to a job conversation, and then your access to the client to which that job is attached is revoked, you no longer receive a notification every time that that conversation is updated. This improves on prior behavior, where you continued to receive those notifications—even after your access was removed—if your user was initially included in the job conversation.



## Conversations – Web Addresses and Links in Conversations Work as Hyperlinks

When you post web addresses or links in comments in a conversation, they now work as hyperlinks that you and readers can click on directly to open the web site or path to which the address or link is attached. This replaces the former functionality, where a separate hyperlink section was posted below your comment, and you could only click on that hyperlink—and not its related mention in the comment—to go to the destination. That separate hyperlink section is no longer added to the conversation.

## Conversations – Remove Selected Comment Available to Admin Users

If you are an Admin User, you can now right-click on a selected historical comment in a conversation thread and delete it.

**Note:** You cannot delete a system-generated comment or the last-added comment in a conversation thread.

## Inbox List – Mark as Unread Available on Selected Conversation

You can now access the Mark as Unread option from the shortcut (context) menu when you right-click on an open or selected conversation in your inbox.

Previously, the Mark as Unread option was available only for items/conversations that you were not in or viewing.

---

## Jobs

### Cost – Summary – Invoice Overview is Removed from Summary Drop-Down

The invoice overview has been removed from the Summary drop-down. However, you can still access it under its own tab in the Job – Costs module.

### Invoice – Header –Buttons for Marking Invoices Paid and Unpaid have Individual Extended Access Available

The buttons for marking a finalized invoice as Paid and Unpaid have individual extended access rules set up. These rules are named InvoiceHeaderSetPaid and InvoiceHeaderSetUnpaid, respectively.

These buttons are available for finalized invoices when System Variable 787 is enabled. Use of this feature is not encouraged when also using the Finance module.

### Price Quote (PQ) – Control whether VAT/Tax is Calculated on Header or Line Level

WorkBook now allows you to change the PQ Vat/Tax setting from calculating at the header level to calculating at the line level, and vice-versa.

### Price Quote (PQ) – Create New PQ Dialog – Check Box Controls VAT/Tax Basis

A check box is added to the Create New PQ dialog to control whether VAT/Tax is based on the header or lines are displayed only if VAT/Tax is enabled in the client PQ settings. The check box default value depends on Company Variable 72, and it also has extended access rule setup

PriceQuoteHeader.VATAndTaxMethod. (See also [Company Variables – New Variable 72 – Define Source for VAT/Tax on Price Quotes \(PQs\).](#))

### Price Quote (PQ) – Footer – VAT/Tax Percentage Displayed on Header Level

The VAT/Tax percentage is displayed for PQs on the header level and the VAT/Tax amount for PQs is displayed on the line level.

### Price Quote (PQ) – Header – Check Box Controls whether VAT/Tax is Based on Header or Lines

A check box is added to the PQ header to control whether VAT/Tax is based on the header or lines. This option is only displayed if VAT/Tax is enabled in the client PQ settings. The check box's default value depends on Company Variable 72; it has extended access rule setup

PriceQuoteHeader.VATAndTaxMethod. (See also [Company Variables – New Variable 72 – Define Source for VAT/Tax on Price Quotes \(PQs\).](#))

### Price Quote (PQ) – Header – Increased Default Text Field Size

The default input field sizes of the Address, Introduction, Final Comment, and Internal Comment fields are increased.

### Price Quote (PQ) – Lines – Columns Added to Control VAT/Tax Rate

The VAT/Tax Rate and VAT/Tax Amount columns are added to the PQ lines grid. They are displayed only if the VAT/Tax on the line level is enabled in the PQ header.

You can edit the VAT/Tax Rate column. Its default value depends on Company Variable 24, or it defaults to System Variable 166.

The VAT/Tax Amount column shows the calculation of the VAT/Tax Rate \* line amount.

### Purchase Order (PO) – Change Log – All Changes to POs now Logged in PO Log

WorkBook now logs all changes to a PO in a Purchase Order Log. The log does not record historical data—or data that predates the development of this functionality—but includes all changes as of the release of this functionality. You must perform a soft refresh for report printing and changes on PO details.

---

## MediaForce

### Finance & Administration – Export, Import, & Maintenance – Support for Importing Zero-Sum Media Orders

You can now import zero-sum total Media Orders from MediaForce into WorkBook.

## Reports

### Finance & Administration – Chart of Accounts – Report 264 (Financial Bookings Report) – Increased Column Width

When you printed data on Report 264 where a single value consisted of 10 or more characters, that value was too long to show completely on this report. It now supports values up to 12 characters long.

Previously, you could extract the report as an XLSX file, instead. Alternatively you could use the Round Off to Whole Thousand parameter; however, that resulted in the loss of some accuracy.

### Finance & Administration – Report 580 (Work in Progress (WIP) to Financial Reconciliation, Aged by Month)

Report 580 is nearly identical to Report 303 (Work in Process (WIP) to Financial Reconciliation, Aged List) in design and usage. However, the calculation of Report 580 splits the WIP into a monthly aging, rather than a 30-day aging, as in Report 303. Both reports show the same data, just divided slightly differently. Another difference is that Report 580 includes fewer parameters: Show Data Only for Current Company and Show Data for Selected Company are removed.

If you use WIP reporting to see the WIP values on a monthly basis, you now want to use Report 580, instead of Report 303. If you use WIP reporting to see the WIP values on a 30-day period, you want to continue using Report 303.

### Finance & Administration – Report 509 (Remittance Advice Report)

Report 509, the remittance advice report printed from the creditor's list window, is changed to adhere to cross-company access. You cannot print it without having access to Finance in the company of the creditor or payment proposal for which you are printing the report.

### Finance & Administration – Report 531 (Remittance Advice Report)

Report 531, the remittance advice report printed from the creditor's payment proposal window, is changed to adhere to cross-company access. You cannot print it without having access to Finance in the company of the creditor or payment proposal for which you are printing the report.

### Jobs – Jobs List – Report 179 (Time Summary: Client, Job, Employee Report) – Optimization

Report 179 is changed from a stored procedure to an API for optimization purposes. The report now honors the Employee Cross-Company Access of the user who is generating the report. This may have the result of users no longer seeing the range of data included in the report that they would previously have seen. This is, however indicative of the fact that previously they were seeing data that they did not have access to see. You can remediate this by changing a user's Employee Cross-Company Access settings.

### Jobs – Price Quote (PQ) – Report 348 (Price Quote Report) – Print Layout Added

The priceQuoteTaxLine layout is added to Report 348 to display the PQ's VAT/Tax rate at the line level.

### Jobs – Purchase Order (PO) – Report 4 (Purchase Order Report) – Approved Date Added to Print Layout Field List

The Approved Date field is added to the PO Layout for Report 4.

### Resources – Report 100 (Resource Address List Report) – Report Generating with Data Presentation Improvements

General improvements have been made to how Report 100 is generated. Report 100 now displays only the information that you see in the WorkBook user interface. It uses the filters that you have applied to the Resources grid. The report displays various resource types. The report now honors the Employee Cross-Company Access settings of the user who is generating the report. This may have the result of users no longer seeing the range of data included in the report that they would previously have seen. This is, however, indicative of the fact that previously they were seeing data that they did not have access to see. You can remediate this by changing a user's Employee Cross-Company Access settings.

### Resources – Report 442 (Change Log Employee Report) – Optimization

Report 442 is changed from a stored procedure to an API for optimization purposes. The report now honors the Employee Cross-Company Access settings of the user who is generating the report. This may have the result of users no longer seeing the range of data included in the report that they would previously have seen. This is, however, indicative of the fact that previously they were seeing data that they did not have access to see. You can remediate this by changing a user's Employee Cross-Company Access settings.

### Resources – Report 549 (Employee List: Licenses and HTML Roles Report) – Optimization

Report 549 is changed from a stored procedure to an API for optimization purposes. The report now honors the Employee Cross-Company Access of the user who is generating the report. This may have the result of users no longer seeing the range of data included in the report that they would previously have seen. This is, however, indicative of the fact that previously they were seeing data that they did not have access to see. You can remediate this by changing a user's Employee Cross-Company Access settings.

You can locate Report 549 on the Resources and Settings License Management Page.

Report 549 also contains subreport 552 (Statement of Accounts – Transactions Currency), which displays the total number of each license role in the generated table of the main report.

### Scheduling – Report 504 (Schedule List Simple Report) – Optimization

Report 504 is changed from a stored procedure to an API for optimization purposes. The report now honors the Employee Cross-Company Access settings of the user who is generating the report. This may have the result of users no longer seeing the range of data included in the report that they would previously have seen. This is, however, indicative of the fact that previously they were seeing data that they did not have access to see. You can remediate this by changing a user's Employee Cross-Company Access settings.

### Time & Expense – Mileage – Report 395 (Mileage Report) – Optimization

Report 395 is changed from a stored procedure to an API for optimization purposes. The report now honors the Employee Cross-Company Access settings of the user who is generating the report. This may have the result of users no longer seeing the range of data included in the report that they would previously have seen. This is, however, indicative of the fact that previously they were seeing data that they did not have access to see. You can remediate this by changing a user's Employee Cross-Company Access settings.

### Time & Expense – Timesheet – Report 109 (Timesheet with Descriptions Report) – Optimization

Report 109 is changed from a stored procedure to an API for optimization purposes. The report now honors the Employee Cross-Company Access settings of the user who is generating the report. This may have the result of users no longer seeing the range of data included in the report that they would previously have seen. This is, however, indicative of the fact that previously they were seeing data that they did not have access to see. You can remediate this by changing a user's Employee Cross-Company Access settings.

### Time & Expense – Timesheet – Report 192 (Time Entry Overview Report) – Optimization

Report 192 is changed from a stored procedure to an API for optimization purposes. The report now honors the Employee Cross-Company Access settings of the user who is generating the report. This may have the result of users no longer seeing the range of data included in the report that they would

previously have seen. This is, however, indicative of the fact that previously they were seeing data that they did not have access to see. You can remediate this by changing a user's Employee Cross-Company Access settings.

#### Time & Expense – Timesheet – Report 563 (Outstanding Timesheet Log Single Report) – Optimization

Report 563 is changed from a stored procedure to an API for optimization purposes. The report now honors the Employee Cross-Company Access settings of the user who is generating the report. This may have the result of users no longer seeing the range of data included in the report that they would previously have seen. This is, however, indicative of the fact that previously they were seeing data that they did not have access to see. You can remediate this by changing a user's Employee Cross-Company access settings.

---

## Resources

#### Client Card – Employee Access – Select or Deselect all Access and Display

Under Client Card » Employee Access you can select or deselect all access and display from the column header.

#### Employee Card – Client Access Settings – Select or Deselect all from Column Header

Under Employee Card » Client Access Settings, you can select or deselect all options from the column header.

#### Employee Card – Cross-Company Settings – Login Settings – Company Access – Copying Settings Enhanced

You can now copy settings from one employee to many employees.

#### GDPR – Anonymize Suppliers and Customers

Suppliers and Customers can now be anonymized for GDPR compliance. Only the directly registered information that is related to suppliers and customers is anonymized. You should be especially vigilant about information that is registered on job projects and jobs themselves, because the identity of clients can often easily be inferred.

---

## Settings

#### Activities – Expenses – Allow Expense is Separated into Two Options

Under Settings » Activities, Allow Expense is now separated into two options: one for vendor costs, and one for personal expenses.

#### Advanced Tools – Agent Log Error Message Column

The Error Message column is added to Settings » Advanced Tools » Agent Log. This enables you to display agent error messages in the Agent Log view.

### Agent Setup – Voucher Hot Folder Agent – Removed Parameters

All parameters were removed from the Voucher Hot Folder Agent. Instead, the agent uses the storage provider's settings in the resource company card.

### Client Global Settings – New Employee Access to Clients – Select or Deselect all Options

Under Settings » New Employee Access to Clients, you can select or deselect all options using the check box in the column header.

### Company Variables – New Variable 72 – Define Source for VAT/Tax on Price Quotes (PQs)

Company Variable 72 is added to control the default location—header or line level—on PQs. (See also [Price Quote \(PQ\) – Create New PQ Dialog – Check Box Controls VAT/Tax Basis.](#))

### Folders, Reports, & Documents – Storage and Folders – Rewrite of Storage Provider

Office 365 SharePoint Storage Provider has been rewritten to accommodate a new API because Microsoft is deprecating the old Office 365 Storage Provider and replacing that old version with Office 365 SharePoint 2. The method for authentication to the Storage Provider is OAuth 2.0. This authentication method is used only for the Storage Provider; it is not used for logging in to the WorkBook application itself. This applies only to the new Storage Provider.

### System Variables – Descriptions – System Variable 787

The description of System Variable 787 now indicates that you can toggle the Paid status back and forth.

---

## Tasks

### Expense Entries Under Preparation – Personal Expense Entry – Available Activities

When you enter or edit an expense entry in the Expense Entry window (in Tasks, Time & Expense or Finance & Administration) the Activity drop-down now displays only activities that are enabled in the Allow Personal Expense column in activity settings for the company that owns the job.

When you approve an expense entry that is in Status-10 with a disabled activity, the operation is blocked with the message Activity is not Allowed as Personal Expense.

When you select a disabled activity on an expense entry that is in Status-10 or Status-20, it is now enclosed in parentheses and shown in red text.

---

## Time & Expense

### Tasks

See [Expense Entries Under Preparation – Personal Expense Entry – Available Activities.](#)

---

## User Interface

### Dashboards – Sidebar Redesign

The dashboard navigation sidebar now reflects a more modern, clean styling. The sidebar color is better aligned with the top navigation bar by default. Increased spacing between the category and dashboard items creates more white space, reducing visual noise. Icons appear in two-dimensional mono, rather than three-dimensional color, and the My Dashboards filter name was removed, to further reduce visual noise. Font size is larger for increased readability.

### General – Left Navigation Sidebar – Custom Color Recipe

Changes that you make (in My Settings) to the main top bar menu background color now affect the left navigation sidebar. When you change the color on the top bar, a complementary color is automatically applied to the left navigation sidebar. This removes the risk of colors clashing, keeping the visual appeal intact.

### Icon Redesign

Icons within the application have been rationalized, and their use has been standardized. Icons within the left navigation sidebar and notifications appear in two-dimensional mono. Icons within the Settings module's left navigation sidebar have been removed. Removing icons that did not provide a benefit reduces visual noise across multiple areas. Standard use of color icons throughout the application has also been applied. Color icons provide a visual cue of available actions you can take. Certain icons have also been updated to more suitable images.

### Inbox – List Redesign

The inbox list now reflects a more modern, clean styling. The search field is aligned with the new standard, creating consistency throughout the WorkBook application. The unread inbox items marker is changed from green to blue to align with the new styling color palette. Tags are in border color, rather than solid color, and increased spacing between menu and icon options reduces visual noise.

### Inbox – Sidebar Redesign

The inbox navigation sidebar now reflects a more modern, clean styling that is aligned with the standard navigation sidebar design, creating consistency throughout the WorkBook application. The sidebar color is better aligned with the top navigation bar by default. Increased spacing between categories and subsections creates more white space, reducing visual noise. Font size is larger for increased readability.

### Jobs Module – Sidebar Redesign

The Jobs module navigation sidebar now reflects a more modern, clean styling that is aligned with the standard navigation sidebar design, creating consistency throughout the WorkBook application. The sidebar color is better aligned with the top navigation bar by default. Increased spacing between categories creates more white space, further reducing visual noise. Font size is larger for increased readability.

### Jobs – Page Header Redesign

The page headers now use a more modern, clean styling. Increased spacing between the header elements creates more white space, reducing visual noise. The navigation arrows within the headers have moved from the right to the left to align with standard design.



### Left Navigation Pane Redesign

The left navigation pane now reflects a more modern, clean styling. The navigation pane color is better aligned with the top navigation bar by default. Increased spacing between categories and subsections creates more white space, reducing visual noise. Icons appear in two-dimensional mono, rather than three-dimensional color, further reducing visual noise. Font size is larger for increased readability.

### Navigation Bar Redesign

The navigation bar across the top of the WorkBook main window now reflects a more modern, clean styling. It uses more muted colors by default that align with the new styling of the left navigation pane. Increased spacing between navigation elements creates more white space, reducing visual noise. The quick menu icons are smaller, to reflect the hierarchy within the navigation bar menu options. The avatar for personal settings has moved from the left side of the navigation bar to the right side to align with the standard positioning of personal settings found in most common applications, creating better consistency.

### Navigation Sidebar Scroll Bar Redesign

The navigation sidebar scroll bar style is standardized in style and function for each module. Navigation arrows are removed. These changes create consistency and workflow efficiencies.

### Standard Grid Redesign

Standard grids now reflect a more modern, clean styling. Row height and padding have been increased within the grid and column headers to create more visual spacing within data-heavy grids.

### Toolbar Redesign

Toolbars now reflect a more modern, clean styling. Increased padding/spacing between icons and search fields provides a less cluttered view. Within the Jobs module, the navigation arrows have moved to the left of the toolbar to align with standard design.

---

## Known Issues

### Finance & Administration

Creditor Invoices – Create New with Purchase Order (PO) Linked – Profit Margin must be at least 1

#### **Deltek Tracking No. 511310**

**Description:** When you create a link between a PO and a Price Quote (PQ) when there is a difference between the Company currency and the PO currency, it can result in the margin not being rounded correctly.

**Workaround before Fix:** Disable System Variable 1164.

---



## General

Some Grids or Cells Disappear from View

**Deltek Tracking No.** 509862

**Description:** WorkBook uses Wijmo to handle grids. Wijmo has reported an issue in their product that is related to scrolling and grids and Safari version 14.1—the latest version of Safari—on macOS. (You can read the description of this issue on Wijmo's web site here: <https://www.grapecity.com/forums/wijmo/safari-scroll-issue->.) Until Wijmo resolves their product issue, the WorkBook team cannot address it.

**Customers Impacted:** Customers who use Safari version 14.1 on macOS.

**Workaround before Fix:** Use an earlier version of Safari (before 14.1) or an alternative browser that works on macOS.

**Additional Notes:** See Knowledge Base Article (KBA) 105018, *Known Issue: Mac OS, Safari 14.1 and WorkBook Grids Blinking*, on Deltek Support Center for more information.

---

## Storage Provider

Attached Job Documents Disappear after Update to Release 13.0

**Deltek Tracking No.** 513462

**Description:** If System Variable 684, Job Folder Name Job Number Place, has a value of 2—Set Job Number after Job Name in the Folder Name (in Parentheses)—it causes jobs that were created before Release 13.0 to have hidden job folders.

---

## Software Issues Resolved

### CRM

Pipeline – When You Modify the Grid to use Two or More Levels, Type Icon is not Visible

**Deltek Tracking No.** 506618

**Description:** When you added two or more groupings, the pipeline type icon was no longer visible.

**Workaround before Fix:** Move the Type column to another position, rather than the first column in line.

---

### Email

Drafts – Typo in Danish Translation

**Deltek Tracking No.** 508927

**Description:** In email drafts, a typo existed in Danish in the Compose New Email window, where Email *Skebeloner* was displayed, rather than Email *Skabeloner*, which is what should have been displayed.

---

## Finance & Administration

### Accounting Periods Created on Leap Years Had 13-Month Periods

**Deltek Tracking No. 510549**

**Description:** Accounting periods that you created on leap years had 13-month periods. WorkBook now accommodates leap years, and accounting periods always have 12-month periods.

### Bank Reconciliation – Entries on Bank or Import Side are not Removed when You Approve Eliminations

**Deltek Tracking No. 509478**

**Description:** Sometimes when you approved eliminations in reconciliation, the eliminations were not removed from the grid, and you could no longer select or change them.

### Chart of Accounts – Error in Data Output for Work in Progress (WIP) to Financial Reconciliation, Aged List Report (Report 303)

**Deltek Tracking No. 507492**

**Description:** Report 303 does not place WIP values into specific months; instead, it groups values into 30-day intervals. This means that data is never reflected on the report in calendar months, and yields incorrect report values. To address this, a new report, WIP Aging by Month (Report 580), is added. This new report shows amounts based on months.

**Customers Impacted:** All customers who use Report 303 for WIP reporting on a monthly basis.

**Additional Notes:** If you use WIP reporting to see the WIP values on a monthly basis, you now want to use Report 580 instead of Report 303. If you use WIP reporting to see the WIP values on a 30-day period, you want to continue using Report 303.

Report 580 is nearly identical to Report 303 in design and usage. The calculation of Report 580 splits the WIP into a monthly aging, rather than a 30-day split aging. Both reports show the same data, just divided slightly differently. Another change on Report 580 is the inclusion of fewer parameters; Show Data Only for Current Company and Show Data for Selected Company are removed.

### Chart of Accounts – Grid Jumps to Line One after Editing

**Deltek Tracking No. 508200**

**Description:** When you edited the details of an account, the grid sometimes jumped to the top of the grid.

### Chart of Accounts – Tabs Disappear and Reappear

**Deltek Tracking No. 507690**

**Description:** When you resized and then refreshed the browser window, tabs or drop-down list fields randomly disappeared and reappeared.

Cost Entry – Mileage Entry – Changing Company does not Display Correct Resource List

**Deltek Tracking No.** 508286

**Description:** When you changed the company, the resource list was not updated, and it only showed the employees in the first company.

**Workaround before Fix:** Select the check box to show inactive resources. You can toggle it off again as needed, but it will trigger the sidebar to reload.

Cost Entry – Timesheet – No Activities Available in Timesheet when Company Variable 68 is Enabled

**Deltek Tracking No.** 506525

**Description:** When Company Variable 68 was enabled, and an Admin or Advanced User with Finance access tried to change the activity of a time entry owner who belongs to a different Company, no activities were available in the drop-down list.

Creditor Invoices – Warning Message when Associated Approver Tries to Approve the Voucher

**Deltek Tracking No.** 508745

**Description:** When an associated approver of a voucher approved it, a message was displayed that indicated that that user was not an approver for that voucher.

Creditor Invoices – Creditor Invoices are Required to Balance even when System Variable 197 is Disabled

**Deltek Tracking No.** 508661

**Description:** Creditor Invoices were still required to balance before being sent to Status-20, even when System Variable 197 (Allow Creditor Invoices to Balance before Sending Them to Status-20) was disabled.

Creditor Invoices – Creditor Number Missing from Creditor Search Field

**Deltek Tracking No.** 506761

**Description:** The creditor number was missing from the Creditor field in the filter sidebar.

**Customers Impacted:** Customers using versions since at least 12.1.81 might be affected by this issue.

Creditor Invoices – Invoices Showing Incorrect Error Message

**Deltek Tracking No.** 508597

**Description:** You received a misleading error message in creditor invoices.

Creditor Invoices – Request Times Out when Creating Multiple Invoices Simultaneously

**Deltek Tracking No.** 508646

**Description:** When you used an automated process to create multiple creditor invoices, the request timed out when creating several invoices at a time.

Creditor Invoices – Resubmitting a Rejected Voucher Sets the Voucher to Status-50 instead of Status-20

**Deltek Tracking No.** 509555

**Description:** When you resubmitted a rejected voucher, it skipped the approval if approval role 1, 2, 3, 4, 5, or 6 was applied, and there were approvers who were set to skip approval if the minimum number of approvers was met.

**Workaround before Fix:** Creating another voucher and deleting the old voucher enables you to send the voucher for approval again.

**Additional Notes:** Approval roles 1, 2, 3, 4, 5, and 6 are as follows:

1. Purchase Order Responsible
2. Project Manager on Job
3. Account Manager on Job
4. Sales Responsible
5. Production Manager
6. Account Manager on Customer

The minimum number of approvers is defined in System Variable 761.

Creditor List – Check Archive – Printing Negative Credit Note or Check Allowed but Cannot be Voided

**Deltek Tracking No.** 510864

**Description:** WorkBook allowed you to create and print a negative credit note or check. You could not void it.

Debtor Invoices – Debtor Invoice View not Updated Correctly after Change to Sales Invoice

**Deltek Tracking No.** 507944

**Description:** When you changed values on a sales invoice, the debtor invoice view for draft invoices was not updated correctly.

**Workaround before Fix:** Refresh the page.

**Additional Notes:** This does not always show correctly for Status-10 sales invoices because not all values on these are calculated before approval of the sales invoice.

Debtor List – Deleting a Debtor Used on a Price Quote (PQ) is Allowed

**Deltek Tracking No.** 508658

**Description:** When you tried to delete a debtor that was used on a PQ, WorkBook allowed you to.

Now you are blocked from deleting the debtor, and WorkBook tells you the IDs of the PQs on which the debtor is in use.

Debtor List – Communication Log Comments Disappear

**Deltek Tracking No.** 507967

**Description:** Your communication log comments could disappear, especially if connectivity was lost.

**Customers Impacted:** Customers using versions 12.0 and newer.

**Workaround before Fix:** Refresh or reload the page, then enter the text again.

**Additional Notes:** This issue occurred especially when losing connection and trying to enter text on a line that someone else had edited.

Debtor List – Remainder Handling – Error when Trying to Finalize Remainder that another User just Finalized

**Deltek Tracking No.** 509777

**Description:** When you tried to finalize a remainder handling that another user just finalized, an error occurred.

Expense Entry – Receipts – Error when Previewing/Uploading Receipts

**Deltek Tracking No.** 501646

**Description:** When you tried to preview or upload receipts or vouchers in specific file formats—such as JPG, PNG, or PDF—on Finance & Administration » Expense Entry » Receipts, and you selected a specific entry, the following system error occurred on the page: Object name: MagickImage.

General Ledger – General Reporting – Report 436 (Change Log Report) – Does not Include Name of Updated Resource

**Deltek Tracking No.** 508128

**Description:** When you generated Report 436 for the Employee Company-Specific Settings log type, the name of the resource that was updated was not shown.

General Ledger – Net Revenue Forecast (NRF) – Billing Plan Amount Shown in Wrong Month if Overdue

**Deltek Tracking No.** 506990

**Description:** The NRF showed the billing plan amount in a specified month, or the first month, if overdue.

General Ledger – Net Revenue Forecast (NRF) – Does not Save Manual Edits

**Deltek Tracking No.** 502787

**Description:** When you made manual edits to the amounts, the NRF did not save them, even if negative, and the setup allowed it.

HMRC VAT Returns – Missing Reason when the Synchronize Button is Disabled

**Deltek Tracking No.** 507674

**Description:** When you logged in with invalid credentials, there was no indication why the Synchronize/Download Obligations button was disabled.

Now when you hover over the button, a tooltip indicates that your credentials are invalid.

HMRC – Net Sales Value of Your Services to Others does not Appear in Box 6

**Deltek Tracking No.** 508625

**Description:** If you used the Reverse Charge Values of Services Supplied by You configuration in VAT code combinations, the value that was calculated as the net sales values of those services did not appear in Box 6 (Total value of sales and all other outputs excluding any VAT).

## Journals – Null Reference Exception Error when Opening File

### **Deltek Tracking No. 504322**

**Description:** When you downloaded and opened a file from the journal entry line in Finance & Administration » General Ledger » Journals » Journal Entry when System Variables 950 and 953 and journal sequence were not set up correctly, an error occurred.

**Workaround before Fix:** Set up System Variable 950 to default to 3 and System Variable 953 to default to none. Set up journal types with the selected sequence. Do a hard refresh and download the file on the journal entry line.

## Open Timesheet Entries – You Cannot Enter Characters in Search Field

### **Deltek Tracking No. 510010**

**Description:** When you tried to use the Search field, it became locked and unusable.

## Revenue Forecast (RF) – RF does not Match Approved Billing Plans

### **Deltek Tracking No. 509150**

**Description:** When there were different Price Quotes per month, the NRF did not match the approved billing plans.

## Settings – Databoards – DCEGrid View – You cannot Use the Color Functionality to Change Cell Color

### **Deltek Tracking No. 509169**

**Description:** When you tried to change the color of a cell under any specific column in DCE Grid view, you could not do so because the DCE Grid view editor was not functioning correctly and had not been maintained appropriately.

## Time Entry Price Update – Timeout Error Message

### **Deltek Tracking No. 509103**

**Description:** When you tried to update the cost and sales price, you sometimes received a timeout error message.

## Timesheet – Daily View Tab – Selected Date does not Match Header Date

### **Deltek Tracking No. 509461**

**Description:** When you used WorkBook in a time zone that was different from that where the server is located, the header in the daily view did not show the date that was selected in the list.

## Timesheet – Weekly View – Imported Time Entries are Displayed Incorrectly

### **Deltek Tracking No. 502371**

**Description:** When you viewed imported time entries with an incomplete/broken sequence, those time entries appeared incorrectly.

**Customers Impacted:** Customers who import time entries with a sequence attached to them, leaving gaps in the sequence. This bug was especially visible for sequences without records for the first day of the sequence, and where a sequence overlapped with multiple weeks.

**Workaround before Fix:** Deltek Customer Support can apply a script to the database to add the missing records to the imported sequences. You must contact Customer Support to request the creation and application of this script.

---

## Inbox

Conversations – Mentioning a Resource does not Trigger an Email

**Deltek Tracking No.** 506598

**Description:** When you mentioned a resource, no email was triggered or received in the user's Outlook email.

Conversations – Update Task Conversation – Background Processes Fail

**Deltek Tracking No.** 490779

**Description:** When you updated a task conversation, for example adding resources, some background processes randomly failed, and pop-up information or errors appeared.

Notifications – Canceling Absence Request does not Trigger Notification

**Deltek Tracking No.** 506457

**Description:** When you were an approver of absences, and an author of an absence request canceled that absence request, you did not receive a cancellation notification.

**Customers Impacted:** Approvers of absences.

**Additional Notes:** The initial issue was that you as an approver only received a cancellation notification if the author of the absence request cancelled the request while it was still awaiting approval. If you had already approved the request, and then the author cancelled it, you did not receive the notification.

In addition, the cancellation notification showed that “the author has already seen the latest comment,” which was incorrect because the author did not receive the cancellation notification. This is corrected, and now shows that the author “has not seen the latest comment” when the notification is first received.

Notifications – Job Creation – Folder Creation Failure

**Deltek Tracking No.** 503296

**Description:** When you created a job on a new client, you received a message in your inbox saying that the job was created, but creation of the job folder failed.

Notifications – Task Overuse Notification Removed

**Deltek Tracking No.** 500165

**Description:** When you received the Task Overuse, More Time Entered than Planned on Task notification in your inbox, the notification was blank, with the message Please Complete this Task in V8. This agent/notification is now removed from WorkBook.

---

## Jobs

Briefings – Hyperlinks Open a New Page with Access Error

**Deltek Tracking No.** 507820

**Description:** When you edited a briefing and created a hyperlink, clicking that hyperlink opened a new window with an error message, instead of bringing your view back to a specific section in the briefing itself.

Costs – Adjustments – Extra/Discount Adjustments do not Affect Accrued/Deferred Column

**Deltek Tracking No.** 508628

**Description:** When you adjusted extra/discounts, that was not reflected in the Accrued/Deferred column in the Details view.

Costs – Adjustments – Accrued/Deferred Column is Updated Incorrectly

**Deltek Tracking No.** 511319

**Description:** When you edited the New P/L Value or New Adjustment columns, the Accrued/Deferred column was not updated with the correct value.

**Customers Impacted:** Customers who have set System Variable 971 set to 2 – Job Adjustment Method: P/L Method.

Costs – Change Task Dialog is Missing Description of Functionality

**Deltek Tracking No.** 506436

**Description:** When you changed the task that was assigned to a time entry, the Change Task dialog did not provide a clear description of that functionality.

**Additional Notes:** The Change Task dialog displayed a message saying that the selected task would be applied to all of the tasks in the seven-day sequence.

Costs – Hours – You can Make Changes in the Grid with Read-Only Access

**Deltek Tracking No.** 509809

**Description:** When as an Advanced User you navigated to a page to which you had read-only access, you could make changes to the values in the grid.

Costs – Purchases – Move Job Voucher – No Prompt for Finance Account when Expenditure Account Needed

**Deltek Tracking No.** 508930

**Description:** When you moved a voucher with no finance account to a job where the expenditure account was set to Needed, WorkBook did not block the operation.



Costs – Summary – Activity Based on Cost – Shows Purchase Sales Value instead of Purchase Cost Value

**Deltek Tracking No.** 509540

**Description:** In the Simple View – Activity Based on Cost, the Purchase Cost column displayed the Purchase Sales Value, instead of the Purchase Cost Value.

Costs – Summary Based on Phase – Extra Values from Price Quote (PQ) Included in Quoted Internal Cost

**Deltek Tracking No.** 509260

**Description:** When you looked at the Summary Based on Phase view, the Extra values from the PQ were added into the Quoted Internal Cost column.

Costs – WIP Adjustments – Approval, Rejection, or Deletion of Adjustment not shown in Interface (UI) until Refresh

**Deltek Tracking No.** 506509

**Description:** When you approved, rejected, or deleted an adjustment, the change was not always shown in the WorkBook UI without a soft refresh.

Duplicate Job – Error when Trying to Duplicate Job

**Deltek Tracking No.** 507627

**Description:** Moving off the page while duplicating a job might cause an error.

Invoices – Bank Details Missing on Invoices

**Deltek Tracking No.** 504199

**Description:** When an invoice was approved, the bank details were not applied correctly if the setup included an empty string.

**Customers Impacted:** Customers who have been using older versions of WorkBook—such as Version 8—could experience incorrectly formatted blank texts causing this bug.

**Workaround before Fix:** Enter something in the setup, and then delete it again.

Invoices – Cannot Finalize Invoice after Job End Date

**Deltek Tracking No.** 497829

**Description:** When you tried to finalize an invoice that had an invoice date after the month of the job end date, and System Variable 1027 was set to 1, the record was not invoiced, and WorkBook displayed message 63004: The invoice date lies after the job end date on job <job number>. This option is not allowed according to the system variables.

Invoices – Changing Type does not Update the Title

**Deltek Tracking No.** 504567

**Description:** When you changed an invoice type, its title stayed the same.

Invoices – Changing Type to Partial Causes Credit Note not to be Posted

**Deltek Tracking No.** 496792

**Description:** When you changed the invoice type of a main invoice to Partial Invoice, the resulting credit note was not posted directly to P/L.

Invoices – Create Draft Email with PDF Attached – File Name is Cut Off

**Deltek Tracking No.** 505239

**Description:** When you tried to create a draft email with an invoice attached as a PDF file, the report file name was cut off if the report name contained a dot (period).

Invoices – Create New Invoice – Copy Data from Expenditures from the Current Job – You can Edit the Grid

**Deltek Tracking No.** 508545

**Description:** When you right-clicked on the Insert Costs grid, WorkBook allowed you to insert, duplicate, and delete rows.

Invoices – Footer – Total Does not Include VAT Amount and only Reflects Net Amount

**Deltek Tracking No.** 507309

**Description:** When you viewed the footer, the company amount was displayed as Total, instead of Net, even though the VAT was not included.

Invoices – Header – Billing Address – Incorrect Billing Address is Inserted

**Deltek Tracking No.** 504189

**Description:** When you approved a sales invoice that did not have an address label, WorkBook inserted an incorrect billing address.

Invoices – Open Invoice List – Incorrect Values and Empty Values Displayed for Invoices

**Deltek Tracking No.** 507072

**Description:** When you opened the invoices list, incorrect or empty values were displayed for invoices.

Invoices – Partial Invoice – Toolbar Icon Tooltips not Displayed

**Deltek Tracking No.** 507285

**Description:** When you hovered over the icons on the Partial Invoice toolbar, the tooltips were not displayed.

Invoices – Phases – Editing Description Deletes Text

**Deltek Tracking No.** 507765

**Description:** When you edited the description for an invoice phase, the text disappeared/was deleted.

## Invoices – Sales Tax Error from Empty Lines

### **Deltek Tracking No. 508213**

**Description:** If you ran the tax on an invoice and tried to finalize it with a line that was empty, it failed with an unrelated message.

## Jobs List – Jobs List View Becomes Unavailable to some Advanced Users with Full Access after Update to Release 12.2

### **Deltek Tracking No. 510304**

**Description:** When Advanced Users whose access roles did not have any access to settings pages navigated to the job book, they could not access the Jobs List (1) view, and WorkBook displayed a pop-up message about having no access to any job views.

**Customers Impacted:** Customers who have Advanced User access roles that do not have access to Settings » Company Settings » Job Creation. Those Advanced Users might see an incorrect pop-up with a message about having no access to any job views at all if the last job view that they accessed was Jobs List (1).

**Workaround before Fix:** Click OK and select another job view to get rid of the incorrect pop-up. Grant explicit override access to the JobBookListGrid page to the access role to regain access to Jobs List (1).

**Additional Notes:** The workaround of granting explicit override access does not disappear by itself after the issue is fixed. If you must remove access to Jobs List (1) later, you must remove the override manually.

## Jobs List – Client Contacts not Granted Access to New Jobs Created by Employees

### **Deltek Tracking No. 509203**

**Description:** When Employee type users created jobs, contact users were not correctly granted access in accordance with the setup.

## Jobs List – Create New Job – Cannot Create Jobs with Long Default Purchase Order (PO) Numbers

### **Deltek Tracking No. 505598**

**Description:** When you created a job, if the default client PO number was longer than 50 characters, you received an unhandled exception error.

## Jobs List – Job List 12 (Purchase Order Overview) – When Grouping by Supplier, It Duplicates Suppliers

### **Deltek Tracking No. 509536**

**Description:** When you grouped Job List 12 by Supplier, the grid was grouped on PO address, instead of PO supplier. This sometimes resulted in the creation of multiple groups for the same supplier.

## Jobs List – Report 136 (Task Overview Report) – Shows Booked Resources under Wrong Job

### **Deltek Tracking No. 508329**

**Description:** When you printed Report 136 some booked resources were shown under the wrong job.

## Jobs List – Used Hours Column does not Display Decimals

### **Deltek Tracking No. 506478**

**Description:** When you displayed the Hours view, the Used Hours column did not display the decimal numbers of values.

## Price Quote (PQ) – Copy from Schedule Populates Dimensions that Change Approval Flow

### **Deltek Tracking No. 507523**

**Description:** When you copied a schedule to a PQ, the Price Quote Line dimensions were populated incorrectly.

## Price Quote (PQ) – Discount – Lines – Decimals not Displayed in Grid

### **Deltek Tracking No. 507879**

**Description:** When you created a discount that had a decimal percentage value, the corresponding activity line text did not display the decimals.

## Price Quote (PQ) – Header – VAT Rate – Issues Calculating VAT Rate from Debtor

### **Deltek Tracking No. 506740**

**Description:** When Company Variable 24 was set to pull the VAT rate from the debtor, the VAT rate was pulled from System Variable 166, instead of from the receiver debtor.

Now, with Company Variable 24 set to pull from the debtor, the value from the receiver debtor is prioritized, defaulting to the value set in System Variable 166 if no VAT rate is provided on the debtor.

**Additional Notes:** Changing the receiver debtor on the PQ header automatically updates the VAT rate accordingly.

## Price Quote (PQ) – Header – Payment Terms not Updated when Receiver Debtor Changed

### **Deltek Tracking No. 506157**

**Description:** When you changed the receiver debtor, the payment terms value was not updated based on the payment terms of the new receiver debtor.

**Workaround before Fix:** Check the payment terms and change the value manually.

## Price Quote (PQ) – Report 26 (Price Quote Draft – for Internal Use) – Missing Contingency Value if Hours Value is Null

### **Deltek Tracking No. 507829**

**Description:** When a PQ had a Contingency value, but the Hours value was null, the Contingency value was not included in the amount that was shown in the Number of Hours column on Report 26.

**Workaround before Fix:** Add a 0 so that the Hours value is not null, or just use Hours instead.

## Price Quote (PQ) – Receiver’s Country not Added to Address Label if It Matches Default

### **Deltek Tracking No. 509419**

**Description:** When a receiver’s country matched the default country, it was not added to the receiver’s address label.

**Additional Notes:** The default country is stored in System Variable 165.

## Price Quote (PQ) Approval – Administrator Only Error

### **Deltek Tracking No. 506747**

**Description:** When the last pending approver on a PQ was a Basic User, and System Variable 548 was set up to automatically change the job status, approving the PQ caused an error with the message Project Administrator Access Only.

**Workaround before Fix:** Ensure that Basic Users cannot be the last in the chain of approvers.

## Purchase Orders (PO) – Error when Creating PO using Copy Purchases Data from Price Quote

### **Deltek Tracking No. 505676**

**Description:** When you tried to create a PO using Copy Purchases Data from Price Quote, an error occurred.

## Purchase Orders (PO) – Approval – Pool Approver Still Needs to Approve

### **Deltek Tracking No. 511165**

**Description:** When a Pool Approver had an absence and the Substitute Approver approved the PO, the approval for other pools of the same priority remained unapproved.

## Reports – Jobs-List-Based Reports Show no Data

### **Deltek Tracking No. 507316**

**Description:** When you printed any jobs-list-based reports from the simplified jobs list view, no data was generated.

**Workaround before Fix:** Run reports from a different jobs list view.

## Reports – Report 151 (Employee Hour Distribution – Monthly View) – Missing Employees Who have not Entered Time

### **Deltek Tracking No. 506320**

**Description:** When you printed Report 151 with Incl. Employees with No Hours selected, employees who had not entered time were not shown.

## Reports – Report 525 (Estimated / Allocated / Used Hours Cost) – Long Job Numbers Cut Off

### **Deltek Tracking No. 508430**

**Description:** When you printed Report 525, the layout cut off long job numbers.

## Reports – Time Overview – Employee / Client / Job Report (Report 175) Cuts off Long Job Numbers

### **Deltek Tracking No. 507977**

**Description:** When you printed Report 175, the layout cut off long job numbers.

**Workaround before Fix:** Export to Excel, instead.

## Tasks – Booked Resources – Even Distribution does not Work as Intended

### **Deltek Tracking No. 510569**

**Description:** When you used automatic booking with group scheduling resources, booked hours were not distributed properly.

## Tasks – Cannot Change Scheduling Method – Resets Rather than Saving

### **Deltek Tracking No. 508152**

**Description:** Changing a task's schedule method might not have worked properly.

## Tasks – Changes to Calendar not Saved

### **Deltek Tracking No. 506732**

**Description:** When you made changes to the calendar, WorkBook did not save them.

## Tasks – Checklist – Checklist Template – Edit Mode – You Cannot Change Checklist Item Order

### **Deltek Tracking No. 508203**

**Description:** When you added multiple checklist items and then dragged the last-added item upward to reorder the list, if you refreshed the page or navigated to another page and then returned to the template, the checklist items reverted to the original order.

## Tasks – Gantt 2 – Basic Users Cannot Add Tasks from Gantt View

### **Deltek Tracking No. 494581**

**Description:** Basic Users were unable to add tasks from the Gantt view.

**Workaround before Fix:** Add the task from the Add Task dialog or from a different view, instead.

## Tasks – Gantt View – Error Caused when Opening Gantt View

### **Deltek Tracking No. 509466**

**Description:** When you opened the Gantt view, an error occurred.

## Tasks – Gantt View – No Option to Add Resources Column to the Grid

### **Deltek Tracking No. 507103**

**Description:** When you added columns to the Gantt view, there was no option to add the Resources column in the Modify Grid dialog.

## Tasks – Grid View – Error when Changing End Date on Task

### **Deltek Tracking No. 507997**

**Description:** When you set the date in the End Date field for an empty row, an error occurred.

**Workaround before Fix:** Enter values in other columns before you enter the date in the End Date field.

#### Tasks – Reschedule Tasks – Connection Timeout

**Deltek Tracking No.** 507056

**Description:** When you rescheduled a large number of tasks, a connection timeout occurred.

**Workaround before Fix:** Instead of rescheduling all tasks, reschedule only a few tasks at a time.

#### Tasks – Schedule – Copying Changes some Tasks

**Deltek Tracking No.** 508929

**Description:** If you copied from a schedule that had the same task dates and resources as the schedule that you copied to, tasks that overlapped were given longer durations.

#### Tasks – Schedule – Update Task Data

**Deltek Tracking No.** 508942

**Description:** When you updated task data using the Update Task Data – Recalculate Resource Capacity Option, other tasks' duration values were changed.

#### Tasks – Task Resource Booking Approval – Task Overview with Absence does not Work

**Deltek Tracking No.** 507468

**Description:** When one of the resources was absent, the task overview might not show the task at all.

#### Tasks – Task Tab – Monthly Calculation when Resource has an End Date

**Deltek Tracking No.** 487910

**Description:** After you entered an end of employment date, tasks that were beyond that employment date might disappear from the task list.

**Additional Note:** After you removed the end of employment date, tasks reappeared.

---

## My Settings

#### Language and Formatting Options – Access Override Control Panel – Element Custom Translations – Changes do not Appear in Job List Grid

**Deltek Tracking No.** 508270

**Description:** When you created a custom translation and saved the changes, they did not appear in the Job List grid.

**Workaround before Fix:** You can set up custom naming through System Variable 1052.

**Additional Notes:** If columns are not translated differently depending on language, you should accomplish renaming using System Variable 1052.

---

## Reports

Report 173 (Holiday Yearly Overview) – Amounts not Correct

**Deltek Tracking No.** 508337

**Description:** When you ran Report 173, the number of days used was incorrect.

---

## Resources

Add New Resource – Add New Resource Button Disappears if You do not have Access to Create Other Types of Resources

**Deltek Tracking No.** 506050

**Description:** If you did not have access to create resources of the type Other, the shortcut (context) menu did not display the Create New Resource option.

Capacity Profile – Error when Trying to Change Capacity for a Day

**Deltek Tracking No.** 505872

**Description:** When you tried to remove Ideal and Basic time using the Backspace key, the following error occurred: Ideal Hours for the Capacity Profile must be Less than or Equal to Normal Hours.

**Workaround before Fix:** Enter 0 (zero) in the field, instead of using the Backspace key.

Duplicate Employee – Department not always Populated, Resulting in Additional Department in Grid View

**Deltek Tracking No.** 507490

**Description:** When you created or duplicated an employee, the department might not have always been populated properly.

**Workaround before Fix:** Modify the grid and group resources in the grid differently.

Employee Basic Settings – Move Employee – Data Inherited Incorrectly

**Deltek Tracking No.** 506767

**Description:** When you moved an employee to another company, some of the data was inherited incorrectly.

**Workaround before Fix:** For credit cards import, delete the old mappings. For approvals, update the approval flow.

Employee Card – Absence Overview – Holiday Period – Move Unused Vacation – Negative Holidays not Moved

**Deltek Tracking No.** 597343

**Description:** When you used the move unused vacation functionality, negative holidays were not transferred to the next year.

**Customers Impacted:** Customers who allow employees to exceed the holiday limit.



**Workaround before Fix:** Move holidays that exceed the limit manually.

Employee Card – Employee Basic Setting – Disabling Employees with Manual Bookings and Time Entries Prevents Disabling of Employee

**Deltek Tracking No.** 509452

**Description:** When you disabled an employee who had an existing manual booking on a task and existing time entry for that task, the following message was displayed: Cannot modify manual bookings by changing hours. Please change individual bookings directly instead, or convert the entry to automatic.

Employee Card – Statistics – Login History Filter does not Show To Date Logins

**Deltek Tracking No.** 508171

**Description:** When you opened an employee resource card and went to Statistics » Login History, then you set a date range via From and To Date filters for historical logins, the resulting data set only showed logins that occurred between the From and To Dates. Logins that occurred on the exact dates set in the To Date filter were not shown.

Employee Settings Grid – Manual Refresh Required to Show Updates Made in Grid in Card

**Deltek Tracking No.** 508641

**Description:** When you updated any value in the grid, the corresponding value in the resource card was not automatically updated unless you did a manual soft or hard refresh on the page.

Settings – Settings not Carried over when Duplicating an Employee

**Deltek Tracking No.** 507936

**Description:** When you duplicated a user, some of the employee basic settings were not copied to the new employee settings.

**Workaround before Fix:** After you duplicate a user, turn all of the settings on/off manually.

Supplier – Supplier Settings – Supplier Creditor Mapping – Creditor Address Issue

**Deltek Tracking No.** 508118

**Description:** When you created a creditor for a supplier, that supplier's state address was not copied.

---

## Scheduling

Calendar – Reports – Report 115 (Holiday Calendar 12 Weeks) – Splitting Two Pages Incorrectly

**Deltek Tracking No.** 508363

**Description:** On Report 115 records with multiline names might have been split to two pages.

Capacity Status Graph – Accessing the Page with no Access to Filter Causes an Error

**Deltek Tracking No.** 508780

**Description:** When you navigated to the Capacity Status Graph page when you had no access to that page's filter, an error occurred.

## Timeline Calendar – Modified Booking Hours not Displayed in Timeline Calendar

**Deltek Tracking No.** 508093

**Description:** When you modified booking hours in the booked resources grid, the timeline calendar page did not display the updated bookings.

## Timesheet Status – Absence is Displayed as a Normal Day

**Deltek Tracking No.** 507763

**Description:** After you changed a capacity profile, an absence was displayed as a normal day.

**Additional Notes:** An informational message with affected absence days appears after the capacity change is applied.

---

## Settings

### Agents – Agent Schedule Tab – Time Interval Reverts to AM

**Deltek Tracking No.** 506848

**Description:** When you tried to add or edit an agent's schedule, and you entered a time with PM under the Time column, it reverted to AM, instead.

### Agents – Agent Setup – Error Running Agent Type 45

**Deltek Tracking No.** 508633

**Description:** When Agent Type 45 was running, an SQL error was displayed.

### Agents – Agent Setup – Agent Type 124 (Task Predecessor Notification) – Failure to Send Inbox Notification

**Deltek Tracking No.** 503328

**Description:** When you ran Agent 124, It did not send an inbox notification when a predecessor task was complete.

### Agents – Agent Type 68 (Rebuild all Database Indexes (Defragmentation)) Failed

**Deltek Tracking No.** 508475

**Description:** When you ran Agent Type 68, it failed with the following error: Rebuild all database indexes (defragmentation) has failed.

### Agents – Group Scheduling Resource Recalculation – Connection Timeout

**Deltek Tracking No.** 510386

**Description:** When you ran the Group Scheduling Resource Recalculation agent, a connection timeout occurred.

Client Groups – You Cannot Assign a Group to a Client after Deleting previously Assigned Group

**Deltek Tracking No.** 509390

**Description:** When you deleted a client group that was used by a client, you could no longer assign that client to a new client group.

Company Variables – Company Variable 7 does not Add a CC: Address to a Composed Email

**Deltek Tracking No.** 504871

**Description:** When you created an email draft via Jobs » Jobs List and Finance & Administration » Debtor Invoices, the CC: that was defined in Company Variable 7 was not added to the draft email.

**Workaround before Fix:** Add the CC: manually.

CRM Setup – Attributes – Continuous Loading Attributes

**Deltek Tracking No.** 495288

**Description:** The sidebar showed a message about loading attributes, even when loading was complete.

**Customers Impacted:** Customers who have not yet added any attributes on the setup page.

**Workaround before Fix:** Add an attribute to the grid.

Custom Translation – Currency \$ is Displayed Incorrectly

**Deltek Tracking No.** 507703

**Description:** When you updated any Reference or Source with another name or with text that included a dollar currency sign (\$), the string &#36 was displayed in the column name of the selected Reference or Source in the grid, instead of \$.

Databoards – Databoard 57 (Invoice – Sales Invoice Lines) – Databoard View – Overview Tab – Client Data is not Populated

**Deltek Tracking No.** 510661

**Description:** When you set valid parameters via filter, all client names under the Client column were populated with N/A values, rather than the correct client names.

Databoards – Databoard 1114 – Total Column Unavailable or not Displayed

**Deltek Tracking No.** 504376

**Description:** When you opened different views of Databoard 1114 (Employee Absence for the Last 365 Days) the Total column was not available or was not displayed on the grid.

Databoards – Databoard Export Scheduling Grid – From Date Goes Blank, Resulting in Blank Report

**Deltek Tracking No.** 508046

**Description:** When you entered or updated the From Date field for Databoard 18 – Finance Booking Details, then you selected another databoard, and then you went back to Databoard 18, the From Date field was blank, which resulted in a blank report.

## Databoards – Export Feature – Export Tab does not Close Automatically

### **Deltek Tracking No. 507711**

**Description:** When you exported a databoard and a blank tab opened, the new blank tab did not close automatically after the download started.

**Workaround before Fix:** Close the new tab manually when trying to export.

## Databoards – Name Cannot Display Special Characters

### **Deltek Tracking No. 497436**

**Description:** When you named a databoard, and the name contained special characters, the special characters were not displayed correctly.

## Document Templates – Skewed Padding of Downloaded Briefings

### **Deltek Tracking No. 507059**

**Description:** When you downloaded briefings as PDF or Word files, the padding was skewed.

## Employee Settings – Error when Requesting Absences

### **Deltek Tracking No. 505569**

**Description:** When you had no access to the client to which the absence job was mapped, and you tried to create an absence, that absence creation was blocked with the following error message: This user does not have access to this client.

**Customers Impacted:** Customers who want to keep internal absence jobs hidden from employees.

**Workaround before Fix:** Provide temporary access to the absence job.

## Finance – Holding Accounts and Settings – Company Settings – Issue with Holding Account and Payment Methods for Sales Invoices

### **Deltek Tracking No. 506414**

**Description:** When you removed the Bank Branch No. and Bank Account Number in the holding account that you set up in Settings » Finance » Holding Accounts, the holding account that you updated was still available for selection in Settings » Company Settings » Payment Methods for Sales Invoices » Holding Account field.

**Customers Impacted:** Users who have access to settings and the Finance module.

**Workaround before Fix:** Remove the account and add the holding account, or add a new holding account and deactivate the old holding account.

## Global System Settings – Currency Codes and Rates – Currency Symbol Assigned Incorrectly

### **Deltek Tracking No. 505896**

**Description:** There is no setup for the currency symbol on the Currency Setup tab at Settings » Global System Settings » Currency Codes and Rates. As a result, when you tried to print a Purchase Order using a currency (and its symbol) that was different from the base currency, the wrong currency symbol was printed.

## Global System Settings – System Variables – System Variable 773 Accepts Invalid Value

### **Deltek Tracking No. 505535**

**Description:** When you set up a new WorkBook system, you could assign the value 0 to System Variable 773, but that is an invalid value.

## Holiday and Absence – Add a New Holiday to the Calendar

### **Deltek Tracking No. 508326**

**Description:** Adding a new holiday to the calendar caused a timeout.

**Workaround before Fix:** Create an entire additional holiday setup without any employees on it, then move the employees over to that holiday calendar instead. Set System Variable 71 to a much lower number while making changes, then increase its value when you are done. The absences should then be updated correctly overnight.

## Report Layouts & Watermarks – Report Watermarks – You Cannot Change the Priority

### **Deltek Tracking No. 508164**

**Description:** When you tried to modify the priority of a watermark for a report, then you used the reference type as company, but another watermark for the same report was already on that priority but came from a different company, an error occurred.

**Additional Notes:** The issue occurred because it appeared that WorkBook did not consider that the reference type came from a different company. Thus, the error occurred saying that another watermark was already on that priority, even if it was for a different company.

## Storage and Folders – Job Folder Setup – Cannot Change a Job's Project to Another Value

### **Deltek Tracking No. 507550**

**Description:** When you changed the project on a job where the job folder setup was set to have Use Project Folder when the job was created, but at some point had that setting turned off, an error occurred.

## System Variables – System Variable 70 is Removed

### **Deltek Tracking No. 507023**

**Description:** System Variable 70 was not referenced in the code base, thus it has been removed.

## Teams – Missing Ticket Team Option

### **Deltek Tracking No. 506594**

**Description:** The option to mark a team as a Ticket Team was missing.

## Ticket Setup – Email Import Recognition Rules – All Drop-Down Lists are Blank

### **Deltek Tracking No. 507297**

**Description:** You could not select any values in the form because the drop-down field lists were blank or had null values.

## User Access Rights – Tabs Disappear Randomly even if You Refresh

**Deltek Tracking No.** 510590

**Description:** When you performed a hard refresh several times, tabs under User Access Rights randomly disappeared.

---

## Tasks

### Time Entry and Task Status – You Cannot Save Time Entries

**Deltek Tracking No.** 508690

**Description:** When System Variables 728 and 750 were set to Off, and task Time Entry Description was set to True, you could not save time entries.

### To-Do – Unapproved Tasks are Displayed under Planned in Employees' Lists

**Deltek Tracking No.** 508800

**Description:** When System Variable 987 was enabled, tasks that were in the status Under Preparation were displayed in the grid.

### Task Card – Checklist – Opens Resourcing Pop-Up when Making Changes

**Deltek Tracking No.** 508199

**Description:** When you had the Gantt view open, and you dragged and dropped Checklist components, the Add Resource to Task dialog was displayed. This happened because the Gantt view's drag-and-drop functionality is triggered when you drag and drop Checklist items.

---

## Time & Expense

### Absence – Messages Displayed Incorrectly when the Holiday Period is Missing

**Deltek Tracking No.** 509088

**Description:** When a holiday period was missing, messages were displayed incorrectly.

**Customers Impacted:** Employees who try to add holiday time in a period that has no vacation plan.

### Absence Entry – Active Bookings Message Refers to Task Numbers when Mentioning Job Numbers

**Deltek Tracking No.** 507050

**Description:** When you created an absence in a period where you also approved a task booking, a message was displayed to notify you about the job number where the resource was booked. However, the job number that was mentioned in the message was actually a task number, not a job number.

### Absence Entry – Absence Entries Second Period Missing

**Deltek Tracking No.** 505598

**Description:** When you set the absence end date to the first of the month in the spanning period, the second period was missing.

**Workaround before Fix:** Add two separate absence entries.

### Absence Entry – Half-Day Absences for Multiple Resources Appear as Whole-Day Absences

**Deltek Tracking No.** 508518

**Description:** When you added multiple resource half-day absence entries, they were incorrectly displayed as whole day absences.

**Workaround before Fix:** Use the single resource selection.

### Absence Overview – Absence Entries – Half Day Appears as Full Day

**Deltek Tracking No.** 499271

**Description:** When you submitted a half-day absence, it appeared as a full-day absence because of asynchronization.

**Workaround before Fix:** Wait until the correct number of hours is displayed before you click OK.

### Absence Overview – Holiday Period – Empty Sidebar

**Deltek Tracking No.** 504953

**Description:** When you opened the sidebar, it displayed an empty grid.

### Expense – Details – Layout Options are Slow to Refresh

**Deltek Tracking No.** 503460

**Description:** When you changed a creditor, the location options sometimes took a long time to refresh. The page now shows a loading indicator to avoid mistakes in data.

**Workaround before Fix:** Do a manual soft refresh on the page.

### Incomplete Time Entry Pop-Up – Crash when Logging in as User who should See Timesheet Entry Window on Login

**Deltek Tracking No.** 505866

**Description:** When you logged in to WorkBook, and your user was configured to display the Timesheet Entry Window on login, an error occurred.

**Customers Impacted:** Basic and Advanced Users who are configured to see the Timesheet Entry Window on login.

**Additional Notes:** This error occurred when users had the Timesheet Entry Window set to appear on login (configured on the resource card), but they did not have page access to the window configured via user access rights in Settings.

### Material – Posted Entries not Loaded into the View

**Deltek Tracking No. 508091**

**Description:** When you used the Material page through the Time & Expense module, material entries that were in Status-60 were not loaded, even when you applied a filter.

**Workaround before Fix:** Use the Job – Costs – Materials module, instead.

### Reports – Report 263 (Employee Holiday and Flex View Report) Shows Wrong Earned Holiday Balance on New Danish Holiday Law

**Deltek Tracking No. 508449**

**Description:** Report 263 showed the wrong earned holiday balance on the new Danish holiday law.

**Workaround before Fix:** Use other absence reports or the holiday status/period views to see the correct earned holiday balance.

### Timesheet – Agency Users Cannot do Time Adjustments on fully Journalized Week

**Deltek Tracking No. 503345**

**Description:** When you tried to revoke and adjust time on a fully journalized week, WorkBook rejected the changes if System Variable 179 was enabled.

### Timesheet – Pinning and Unpinning does not always Work

**Deltek Tracking No. 507601**

**Description:** When you tried to pin or unpin time entries, it sometimes took several attempts before the action was applied.

---





---

## About Deltek

Better software means better projects. Deltek is the leading global provider of enterprise software and information solutions for project-based businesses. More than 23,000 organizations and millions of users in over 80 countries around the world rely on Deltek for superior levels of project intelligence, management and collaboration. Our industry-focused expertise powers project success by helping firms achieve performance that maximizes productivity and revenue. [www.deltek.com](http://www.deltek.com).