

Deltek Time & Expense with Employee Self Service™ 9.0

Release Notes

May 31, 2012

While Deltek has attempted to verify that the information in this document is accurate and complete, some typographical or technical errors may exist. The recipient of this document is solely responsible for all decisions relating to or use of the information provided herein.

The information contained in this publication is effective as of the publication date below and is subject to change without notice.

This publication contains proprietary information that is protected by copyright. All rights are reserved. No part of this document may be reproduced or transmitted in any form or by any means, electronic or mechanical, or translated into another language, without the prior written consent of Deltek, Inc.

This edition published May 2012.

© 2012 Deltek, Inc.

Deltek's software is also protected by copyright law and constitutes valuable confidential and proprietary information of Deltek, Inc. and its licensors. The Deltek software, and all related documentation, is provided for use only in accordance with the terms of the license agreement. Unauthorized reproduction or distribution of the program or any portion thereof could result in severe civil or criminal penalties.

All trademarks are the property of their respective owners.

Contents

Overview	1
For Additional Information	2
Customer Care Connect Site	2
Available Documentation for this Release	2
Interface and Architecture Changes	5
Expense Authorization and Expense Report Layout Changes	5
Expense Module Usability Enhancements	15
File Attachments.....	15
Multi-Day Lodging	25
Meal Ceiling Calculation.....	29
Meal Over Ceiling Calculation	30
Expense Report and Expense Authorization Warnings	30
Request Multiple Advances.....	31
Improved Barcode Functionality and FAX Coversheet.....	32
Advance Utility.....	33
Miscellaneous Changes to the Expense Types Screen.....	33
Miscellaneous Changes to the Expense Report Types Screen.....	34
New Features	35
Export Advances	35
Expense Commitments	39
Miscellaneous Enhancements and Changes	45
Desktop	45
Employee Preferences	45
Logon Screen Changes	48
Time Entry Module	49
Deltek Mobile Time.....	50
Software Issues Resolved	52
Descriptions of Software Issues.....	52
Billing Backup.....	52
Blackberry Timesheet.....	52
Desktop	55
Employee Activity	55
Employee Class	55
Employee Work Schedule.....	56
ESS Benefits	56

ESS Medical.....	56
ESS Pay Stub Options	57
ESS Payroll	57
ESS State Withholding.....	58
Expense Authorization	58
Expense	59
Expense Report.....	59
Expense Report Overall	63
Expense Report Types.....	63
Export	63
Import	64
Maintain Expenses	64
Print TS by Charge.....	65
Timesheet.....	65
UDT10	69
Utilities	69
Workflow.....	70
Database Changes for the 8.3 to 9.0.0.2 TC_0000 Schema	71
Columns Added.....	71
Database Changes for the 8.3 to 9.0.0.2 TC_0001 Schema	72
Tables Added	72
Tables Dropped.....	74
Columns Dropped	74
Columns Added.....	86
Column Changes.....	138
Foreign Keys Dropped	138
Foreign Keys Added.....	139
Tables with Modified Primary Keys	143
Tables with Modified Primary Keys	144
Indexes Added	146
Database Changes for the 8.3 to 9.0.0.1 TC_0000 Schema	154
New Columns	154
Database Changes for the 8.3 to 9.0.0.1 TC_0001 Schema	155
New Tables	155
Tables Dropped.....	157
Columns Dropped	157
Columns Added.....	169

Columns Changed.....	221
Foreign Keys Dropped	221
Foreign Keys Added.....	222
Tables with Modified Primary Keys	225
Indexes Dropped	226
Indexes Added	229
Database Changes for the 8.3 to 9.0 TC_0000 Schema	236
New Columns	236
Database Changes for the 8.3 to 9.0 TC_0001 Schema	237
New Tables	237
Deleted Tables	238
Deleted Columns.....	238
New Columns Added.....	242
Foreign Keys Dropped	258
Foreign Keys Added.....	259
Tables with Modified Primary Keys	261
Indexes Dropped	262
Indexes Added	263
Appendix A: Changes to the Information Architecture and User Interface	267
Overview	267
Information Architecture	267
User Interface.....	275
Appendix B: Menu Mapping of Version 8.3 to 9.0	280
Appendix C: Security Roles Screen Order	285
Appendix D: Multiple Day Lodging Folio Calculation Example	289
Appendix E: Multiple Day Meal Ceiling Calculation Example	291

Overview

Welcome to Deltek Time & Expense with Employee Self Service 9.0 Release Notes.




These release notes describe the enhancements, software corrections, and database changes made in version 9.0. If you just upgraded to version 9.0.1 from version 8.3 or earlier, the changes described in this document are included in the upgrade.

If you upgraded to version 9.0.1 from version 9.0, refer to the 9.0.1 release notes to learn about the enhancements, software corrections, and database changes made in version 9.0.1.

These release notes contain a summary of the following:

- Interface and Architecture Changes
 - Expense Usability Enhancements
 - New Features
 - Miscellaneous Enhancements and Changes
 - Software Issues Resolved
 - Database Changes
-



For additional information on any enhancement or change described in this document, refer to the online help. To open the help for any screen within Time & Expense with ESS, click  on the Global menu and select **Help**. You can navigate to other topics from the table of contents, which displays in the left navigation pane

For Additional Information

Customer Care Connect Site

The Deltek Customer Care Connect site is a support Web site for Deltek customers who purchase an Ongoing Support Plan (OSP).

The following are some of the many options that the Customer Care Connect site provides:

- Download the latest versions of your Deltek products
- Search Deltek's knowledge base
- Display or download product information, such as release notes, user guides, technical information, and white papers
- Submit a support case and check on its progress
- Transfer requested files to a Customer Care analyst
- Use Quick Chat to submit a question to a Customer Care analyst online
- Ask questions, exchange ideas, and share knowledge with other Deltek customers through the Deltek Connect Customer Forums
- Subscribe to Deltek communications about your products and services
- Receive alerts of new Deltek releases and hot fixes



For more information regarding Deltek Customer Care Connect, refer to the online help available from the Web site.

Access Customer Care Connect

To access the Customer Care Connect site, complete the following steps:

1. Go to <https://deltek.custhelp.com>.
2. Enter your Customer Care Connect **Username** and **Password**.
3. Click **Log In**.



If you forget your username or password, you can click the **Account Assistance** button on the login screen for help.

Available Documentation for this Release

The following table lists the Deltek documentation available for this release. Except where noted, all the user guides and quick reference guides listed in this table are available for download from the Deltek Customer Care Connect site.

Document Name	Description
Deltek Time and Expense 9.0.1 New Installation For Microsoft SQL Server.docx	This document provides instructions for installing the Deltek Time & Expense with Employee Self Service 9.0.1 software. These instructions are specifically designed for a new

Document Name	Description
	installation that will be running a Microsoft SQL Server database.
Deltek Time & Expense with Employee Self-Service Version 9.0.1 New Installation for Oracle	This document provides instructions for installing the Deltek Time & Expense with Employee Self Service 9.0.1 software. These instructions are specifically designed for a new installation that will be running an Oracle database.
Deltek Time & Expense with Employee Self-Service Version 9.0.1 Upgrade from Version 8.3.0 for Microsoft SQL Server	This document provides instructions for upgrading the Deltek Time & Expense with Employee Self Service version 8.3.0 to version 9.0.1 software. These instructions are specifically designed for an installation that will be running a Microsoft SQL Server database.
Deltek Time & Expense with Employee Self-Service Version 9.0.1 Upgrade from Version 8.3.0 for Oracle	This document provides instructions for upgrading the Deltek Time & Expense with Employee Self Service version 8.3.0 to version 9.0.1 software. These instructions are specifically designed for an installation that will be running an Oracle database
Deltek Employee Self-Service™ Getting Started Guide	The Getting Started Guide covers important concepts on how to initialize and implement the self service system. This is not an installation guide. This guide assumes Deltek Self Service has already been installed. The main audience for this Getting Started Guide consists of administrators and implementers.
Deltek Expense Getting Started Guide	The Getting Started Guide teaches important concepts on initializing and implementing Deltek Expense. This is not an installation guide. This guide assumes Deltek Expense has already been installed. The main audience for this Getting Started Guide consists of administrators and implementers.
Deltek Time Collection Getting Started Guide	The Getting Started Guide teaches important concepts on initializing and implementing Deltek Time Collection. This is not an installation guide. This guide assumes Deltek Expense has already been installed. The main audience for this Getting Started Guide consists of administrators and implementers
Deltek Time & Expense™ with ESS™ Technical Guide	The Technical Guide is a valuable reference document that covers the technical aspects of the system. It covers everything from the system architecture to the database with in-depth discussions on many specific topics such as interfacing. This is not an installation guide. Technical details regarding the installation of the system can be found in the

Document Name	Description
	installation guides.
Deltek Time & Expense Version 9.0.1: Deltek Mobile Time™ 1.1.0 New Installation Guide	This document provides instructions for new installations of Deltek Mobile Time.
Deltek Time & Expense Version 9.0.1: Deltek Mobile Time™ 1.1.0 Upgrade Installation Guide	This document provides instructions for upgrading to version 1.1.0 of Deltek Mobile Time.
Deltek Mobile Time Enter Timesheet Information QRC	This Quick Reference Card provides a graphical overview of using Deltek Mobile Time, to entering time data.
Deltek Mobile Time Login Screen QRC	This Quick Reference Card provides a graphical overview of using logging on to Deltek Mobile Time.
Deltek Mobile Time Navigation QRC	This Quick Reference Card provides a graphical overview of navigating in Deltek Mobile Time.
Deltek Mobile Time Overview QRC	This Quick Reference Card provides a graphical overview of Deltek Mobile Time.
Deltek Mobile Time Timesheet Options QRC	This Quick Reference Card provides a graphical overview of setting timesheet options in Deltek Mobile Time.
Deltek Mobile Time User Options QRC	This Quick Reference Card provides a graphical overview of setting Deltek Mobile Time user options.

Interface and Architecture Changes

The Deltek Time & Expense user interface and menus were redesigned for this release. A complete itemization of these changes is provided in “Appendix A: Changes to the Information Architecture and User Interface” on page 267 of this document, but the following are representative of the changes overall:

- The primary system areas display on a global menu Time, Expense, Employee Self Service, and Administration.
- Toolbars display clickable icons instead of hyperlinks.
- Accordion style menus with new breakout of menu options by module (See “Appendix B: Menu Mapping of Version 8.3 to 9.0” on page 280 for additional information.)
- Each of the modules (Time, Expense, Employee Self Service, and Administration) now have individual home pages, which you can customize with your company’s branding.
- Layout changes were made to both the Expense Report and Expense Authorization forms
- Vertical scrolling and tab display were improved.
- The color palette and fonts were updated.

Expense Authorization and Expense Report Layout Changes

The Expense Report and Expense Authorization forms were redesigned to improve the user experience.

Redesigned Expense Authorization Form

The redesigned Expense Authorization form includes new toolbar icons for primary functions, individual sections that can be expanded or collapsed, and tabs within each section that make data entry easier.









Initiate tasks by clicking a toolbar icon.

The header area displays after you complete fields in the Create New Authorization screen.

These components display after the Background information is completed on a new Expense Authorization. Click the component bar or plus sign (+) to expand it.

Other changes to the Expense Authorization form include the following:

- **Welcome Page** — A Welcome page was added. (Not pictured here. See next section for screen image.). The Welcome page only displays when the application is opened from the main menu of the Expense module.
- **Toolbar** — The text based toolbar was replaced with an icon based toolbar. The following functions display as icons on the toolbar:

- Click  **Create** to open a blank expense authorization.
- Click  **Search** to search for existing expense authorization.
- Click  **Print** to print the currently displayed authorization.
- Click  **Void** to void an existing expense authorization.
- Click  **Copy** to copy an existing expense authorization. The copy includes the background information of the original. You can then modify the other sections to suit the current expense authorization.
- Click  **Notes** to view notes attached to the expense authorization, or if authorized, add them.
- Click  **Submit** to submit the completed expense authorization for approval.
- Click  **Correct** to open an existing expense authorization to make corrections.
- **Record Identification** — The header area now contains data that uniquely identifies an Expense Authorization. It displays after you complete fields in the Create New Authorization screen (see “Create a New Expense Authorization” on page 8.)

In earlier versions, the fields shown in the list below were edited and viewed directly in the header area of the Expense Authorization form. In version 9.0, the header is non-editable and the fields that display are added and edited elsewhere in the application. The following fields were affected by this change:

- **Purpose** — Add this on the Purpose tab of the Create New Authorization screen. Edit it on the Purpose tab of the Background component.
- **Short Description** — Add this on the Purpose tab of the Create New Authorization screen. Edit it on the Purpose tab of the Background component. The description also displays in the identification area of the header.
- **Advance Status** — Add or edit this on the Advance tab of the Supporting Schedules component.
- **From Date** — Add this on the Purpose tab of the Create New Authorization screen. Edit it on the Purpose tab of the Background component.
- **To Date** — Add this on the Purpose tab of the Create New Authorization screen. Edit it on the Purpose tab of the Background component.
- **First Day of Trip** — Add this on the Purpose tab of the Create New Authorization screen. Edit it on the Purpose tab of the Background component.
- **Last Day of Trip** — Add this on the Purpose tab of the Create New Authorization screen. Edit it on the Purpose tab of the Background component.
- **Advance Amount** — Add this in the Submit wizard. Edit it on the Advance tab of Supporting Schedules component.
- **Form Sections** — The wizard functionality still exists within version 9.0, but the layout was changed so that each section of the form is an independent component that can be expanded or collapsed. Fields within each component are presented on tabs, which simplifies both the navigation and the process of entering and editing expense authorization data.

After you create a new authorization (see “Create a New Expense Authorization” on page 8), the following components display in the Expense Authorization form :


- **Background Section** — This section contains the purpose, location(s), and default charge information. In earlier versions, this information was only accessible from within the wizard. In version 9.0, you can now edit the information directly on the tabs that display within the Background component.
- **Planned Expenses Section** — This section is equivalent to the Expense Summary section of version 8.3 with the following improvements:

When adding an expense, you select the expense category and expense type from a pop-up menu. This reduces the number of clicks as compared to earlier versions.

Category	Expense Type
Transporta	Airfare - Con
Lodging	
Car Rental	
Meals	
Mileage	
Entertainm	
Other	

- When entering charge allocations, Deltek Expense includes improved logic for the defaulting of allocation percentages.
- When you add or edit expenses, the warnings you receive are stored and indicated in the Planned Expenses component. See “Expense Report and Expense Authorization Warnings” on page 30 for more information.
- When editing expenses, you no longer need to know the expense hyperlink. You can now select the expense and click **Edit**.
- **Supporting Schedules Section** — The new tab layout for version 9.0 eliminates the need for vertical scrolling in this section. We made other modifications as follows:
 - **Charge Distribution Tab**— Charge allocations are now display-only. We moved the Approval functions to the Workflow Status section of the authorization form.
 - **Blanket Tab** — We made cosmetic changes only.
 - **Advances Tab** — From this schedule, you can now do the following:
 - Include additional information regarding the amount of the advance, limits on that amount, and the amount outstanding.
 - Request the advance after the Expense Authorization is created. Previously, you had to edit the authorization using the wizard and then resubmit it.
 - Request additional advances on a blanket authorization, if any previous advances on that authorization have been claimed on an expense report.
 - **Revision** — We made cosmetic changes only.
- **Workflow Status Section** — The Workflow section of the expense authorization displays all the tasks that are required or optional for the expense authorization. These include tasks for approving or rejecting the expense authorization if you are authorized to do so, and adding required attachments, such as trip authorizations. The status of each task is also indicated. The ability to add attachments is new functionality for the Expense Authorization. In earlier versions, attachment functionality was available only for expense receipts in the Expense Report module. With this functionality expanded to the Expense Authorization form, employees can now upload relevant supporting documentation such as airfare and hotel price quotes

and trip authorization forms. Configuration of File Attachments is discussed on page 15 of this document.


- Use this component to attach, view, approve, and record attachments. The attachments functionality is new for version 9.0. See “File Attachments” on page 15 for more information on configuring this feature.
- **Footer** — This area was removed from the interface for version 9.0. The Signature function is now available on the Authenticate Signature tab of Submit Expense Authorization screen, which displays after you click  **Submit** on the toolbar.

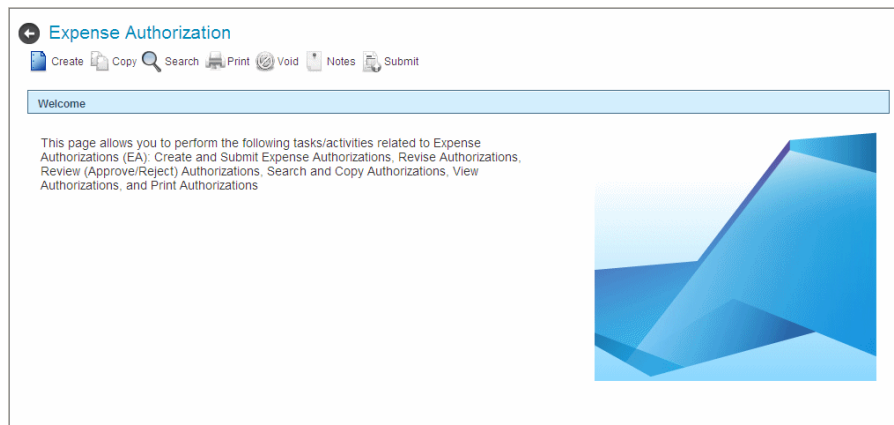
Create a New Expense Authorization

Although the interface has been redesigned and the wizard layout replaced with tabs, the majority of the Expense Authorization, that is, the available fields and required information, remain unchanged.


The process of creating an expense authorization, however, has been streamlined. The instructions below provide an overview of the steps involved in creating and submitting an expense authorization.

To create a new expense authorization and enter expense data, complete the following steps:

1. In the Expense module, click **Plan Expenses » Expense Authorization** on the main menu.
2. On the Expense Authorization Welcome page, click  **Create**.




You can also create an expense authorization by copying an existing one.

3. After you click  **Create**, three tabs display: Purpose, Location(s), Default Charge(s) in the Create Authorization screen.

1. Complete fields and options on the Purpose tab and click **Continue**.
2. Complete fields and options on the Location(s) tab and click **Continue**.
3. Complete fields and options on the Default Charge(s) tab and click **Create**.

After you click **Create** on the Default Charge(s) tab, the screen refreshes and the following additional sections display in the Expense Authorization form:

- Header Area — This area displays information you just completed on the Purpose tab and other information that is automatically generated.
 - Background — The Background section contains the three tabs you just completed: Purpose, Location(s), Default Charge(s). To edit the information you entered on any of these tabs, click **Background**.
 - Planned Expenses — Select the Planned Expenses section to add the individual expenses that will be charged against the expense authorization.
 - Supporting Schedules — After you initially create the expense authorization, the Supporting Schedules section displays information such as the default charge allocation. Additional supporting schedules become available as they are added, such as the Advance Schedule if an advance is requested as part of the submittal process.
 - Workflow Status — This tab displays tasks that tasks associated with the expense authorization, such as one for submitting the expense authorization form or attaching required documentation for items entered in Planned Expenses.
4. When you have added all the necessary information to complete the authorization, click **Submit**  on the toolbar. The following tabs may display as part of the submittal process.
 - Errors and Warnings — This tab displays if the expense authorization fails any specified validations.
 - Advance Request — This tab only displays if you are allowed to request advances as part of the expense authorization submittal process.
 - User Directed Workflow — This tab displays if you are allowed to designate a specific person or role to approve the expense authorization. In version 8.3, multiple tasks were listed on separate pages. In version 9.0, all the tasks display on a single tab.

- **Authenticate Signature** — This tab displays if you are required to sign the expense authorization before submitting it. There are no differences in the functionality as compared to version 8.3



To learn more about fields in any section of the Expense Authorization form, open the online help and click **Expenses » Plan Expenses » Expense Authorization Form** in the table of contents.

Redesigned Expense Report Form

The redesigned Expense Authorization form includes new toolbar icons for primary functions, individual sections that can be expanded or collapsed, and tabs within each section that make data entry easier.


Initiate tasks by clicking a toolbar icon.

The header area displays after you complete fields in the Create New Expense Report screen.

These components display after the Background information is completed on a new Expense Authorization. Click the component bar or plus sign (+) to expand it.

Other changes to the Expense Report form include the following:

- **Welcome Page** — A Welcome page was added. (Not pictured here. See next section for screen image.). The Welcome page only displays when the application is opened from the main menu of the Expense module.
- **Toolbar** — Text based toolbar was replaced with an icon based toolbar. The following functions display as icons on the toolbar:
 - Click **Create** to open a blank expense report.
 - Click **Search** to search for existing expense report.
 - Click **Print** to print the currently displayed expense report.
 - Click **Void** to void an existing expense report.
 - Click **Copy** to copy an existing expense authorization. The copy includes the background information of the original. You can then modify the other sections to suit the current expense report.
 - Click **Notes** to view notes attached to the expense report, or if authorized, add them.
 - Click **Submit** to submit the completed expense report for approval.

- Click  **Correct** to open an existing expense report to make corrections.
- **Record Identification** — The header area now contains data that uniquely identifies an Expense Report. It also contains the status information and other summary information found in version 8.3 Header section. The header displays after you successfully create an expense authorization. See “Create a New Expense Report” on page 12 for more information.

In earlier versions, the fields shown in the list below were edited and viewed directly in the header area of the Expense Report form. In version 9.0, the header is non-editable and the fields that display are added and edited elsewhere in the application. The following fields were affected by this change:

- **Purpose** — Add this on the Purpose tab of the Create New Expense Report screen. Edit it on the Purpose tab of the Background component.
- **Short Description** — Add this on the Purpose tab of the Create New Expense Report screen. Edit it on the Purpose tab of the Background component. The description also displays in the identification area of the header.
- **Advance Status** — Add or edit this on the Advance tab of the Supporting Schedules component.
- **From Date** — Add this on the Purpose tab of the Create New Expense Report screen. Edit it on the Purpose tab of the Background component.
- **To Date** — Add this on the Purpose tab of the Create New Expense Report screen. Edit it on the Purpose tab of the Background component.
- **First Day of Trip** — Add this on the Purpose tab of the Create New Expense Report screen. Edit it on the Purpose tab of the Background component.
- **Last Day of Trip** — Add this on the Purpose tab of the Create New Expense Report screen. Edit it on the Purpose tab of the Background component.
- **Advance Amount** — Add this in the Submit wizard. Edit it on the Advance tab of Supporting Schedules component.
- **Form Sections** — The wizard functionality still exists within version 9.0, but the layout was changed so that each section is an independent component that can be expanded or collapsed within the Expense Report form. Fields within each component are presented on tabs, which simplifies both the navigation and the process of entering and editing expense report data

After you create a new expense report (see “Create a New Expense Report” on page 12), the following components display in the Expense Report form :


- **Background** — This area contains details about the Expense Report such as purpose, locations, and default charge allocations. In earlier versions, this information was only accessible from within the wizard. This data is still created through a wizard, but with version 9.0, you can edit directly in this area.
- **Claimed Expenses** — This section is equivalent to the Expense Summary section of version 8.3 with the following improvements:

When adding an expense, you select the expense category and expense type from a pop-up menu. This reduces the number of clicks as compared to earlier versions.



- When entering charge allocations, Deltek Expense includes improved logic for the defaulting of allocation percentages.
- When you add or edit expenses, the warnings you receive are stored and indicated in the Planned Expenses component. See “Expense Report and Expense Authorization Warnings” on page 30 for more information.
- When editing or deleting expenses, you no longer need to know the expense hyperlink. You can now select the expense and click **Edit** or **Delete**. You can also delete multiple expenses with a single click.
- **Supporting Schedules** — The new tab layout for version 9.0 eliminates the need for vertical scrolling in this section. We made other modifications as follows:
 - **Receipts Schedule** — This was removed. The functionality is now contained within the Attachments component.
 - **Charge Distribution** — Charge allocations are now display-only. We moved the Approval functions to the Workflow Status schedule.

All other schedules received cosmetic changes only.


- **Workflow Status Section** — The Workflow section of the expense report displays all the tasks that are required or optional for the expense report. These include tasks for approving or rejecting the expense report if you are authorized to do so, and adding required attachments, such as expense receipts. The status of each task is also indicated.
- **Footer** — This area was removed from the interface for version 9.0. The Signing function is now available on the Authenticate Signature tab of Submit Expense Report screen, which displays after you click  **Submit** on the toolbar.

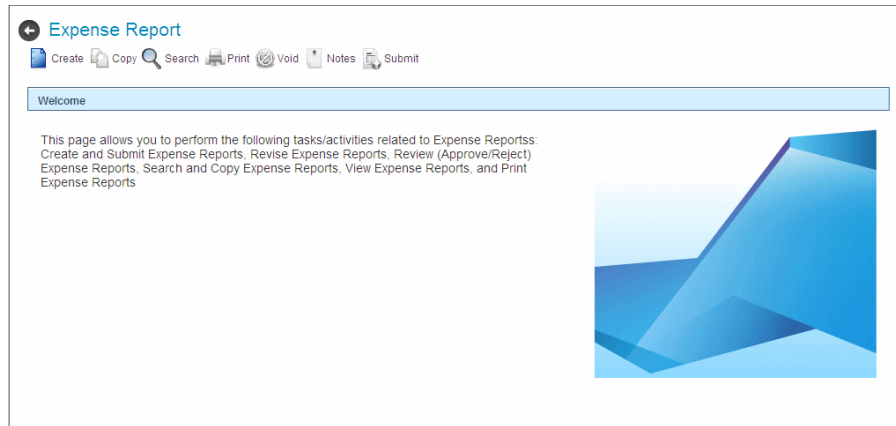
Create a New Expense Report

Although the interface has been redesigned, the majority of the Expense Report, that is, the available fields and required information, remain unchanged.


The process of creating an expense report, however, has been streamlined. The instructions below provide an overview of the steps involved in creating and submitting an expense report.

To create a new expense report and enter expense data, complete the following steps:

3. In the Expense module, click **Record Expenses** » **Expense Report** on the main menu.
4. On the Expense Report Welcome page, click  **Create**.



You can also create an expense report by copying an existing one.


4. After you click  **Create**, three tabs display: Purpose, Location(s), Default Charge(s) in the Create Expense Report screen.

1. Complete fields and options on the Purpose tab and click **Continue**.
2. Complete fields and options on the Location(s) tab and click **Continue**.
3. Complete fields and options on the Default Charge(s) tab and click **Create**.

After you click **Create** on the Default Charge(s) tab, the screen refreshes and the following additional sections display in the Expense Report form:

- **Header Area** — This area displays information you just completed on the Purpose tab and other information that is automatically generated.
- **Background** — The Background section contains the three tabs you just completed: Purpose, Location(s), Default Charge(s). To edit the information you entered on any of these tabs, click **Background**.
- **Claimed Expenses** — Select the Claimed Expenses section to add the individual expenses that will be charged against the expense report.
- **Supporting Schedules** — After you initially create the expense report, the Supporting Schedules section displays information such as the default charge allocation. Additional supporting schedules become available as they are added.

- **Workflow Status** — This tab displays tasks that tasks associated with the expense report, such as one for submitting the expense report form or attaching expense receipts.
5. When you have added all the necessary information to complete the expense report, click

Submit  on the toolbar. The following tabs may display as part of the submittal process.

- **Errors and Warnings** — This tab displays if the expense report fails any specified validations.
- **User Directed Workflow** — This tab displays if you are allowed to designate a specific person or role to approve the expense report. In version 8.3, multiple tasks were listed on separate pages. In version 9.0, all the tasks display on a single tab.
- **Receipt Information** — This tab only displays if Expense Reports is configured to support this feature and if any of the expenses entered have been set to require receipts. This tab does not display for corrected expense reports.
- **Due Company** — This tab only displays if the Expense Module is configured to gather payment information when the expense report shows a net amount due to the company.
- **Authenticate Signature** — This tab displays if you are required to sign the expense report before submitting it. There are no differences in the functionality as compared to version 8.3.



To learn more about fields in any section of the expense report form, open the online help and click **Expenses** » **Record Expenses** » **Expense Report Form** in the table of contents.

Expense Module Usability Enhancements

In addition to the architecture and interface changes described above, we further enhanced the usability of the Expense module with the addition of new features and improvements to existing ones.

The following enhancements are described in more detail in the sections below:

- **File attachments** — This functionality was expanded to allow a wider variety in the types of documents that can be attached to both expense authorization and expense reports.
- **Multi-day lodging** — Employees can now record lodging expenses for individual days.
- **Meal ceiling calculation** — Over ceiling amounts can now be calculated by day or by total expense.
- **Meal over ceiling** — The Meals detail tab was updated to support the over ceiling calculation.
- **Audit trail warnings** — Warnings received during processing of Expense Reports or Expense Authorizations are retained as an audit trail.
- **Request Multiple Advances** — This change allows you to request a second or third advance on the same blanket authorization after you have claimed the previous one.
- **Improved Barcode Functionality and Fax Coversheet** — The barcode now automatically displays on the FAX coversheet, which has also been enhanced.
- **Advance Utility** — Minor field changes were made to this screen.
- **Changes to Expense Types** — This section covers miscellaneous changes to the Expense Types screen.
- **Changes to Expense Report Types** — This section covers miscellaneous changes to the Expense Report Types screen.

File Attachments

Delttek Expense now supports user defined attachments for both expense authorizations and expense reports. In earlier versions, the Expense module only supported receipts on expense reports. The table below summarizes these changes.

Functionality	Version 8.3 and Earlier	Version 9.0
Ability to attach multiple types of documents (receipts, agenda, airline quotes, and so on)	No – You can only attach receipts.	Yes - You can create User Defined Attachment Types
Ability to attach documents to both expense reports and expense authorization	No - You can attach to expense reports only.	Yes
Ability to attach documents at the expense level for both expense reports and expense authorizations	No – You can attach only one receipt attachment for all expenses.	Yes
Ability to attach multiple file types	No – Only PDFs are supported.	Yes – Any type of file is supported. You must have viewer to view attachments.
Ability to store attachments in file system	Yes	Yes
Ability to store attachments in database	No	Yes
Attachments are performed after Expense	Yes – Only Expense	Yes – May be a future

Functionality	Version 8.3 and Earlier	Version 9.0
Authorization or Expense Report is submitted	Reports are supported.	enhancement
Multiple attachments per Expense Authorization or Expense Report	No – You can only attach Expense Reports	Yes – Multiple attachments of the same type are allowed if attached at expense level. Note that multiple attachments of the same type are not allowed at the expense report or expense authorization level.
Attach additional receipt to an expense without recreating the previous receipt attachment.	No – When employee is missing a receipt attachment, they have to recreate the PDF attachment to include all receipt images.	Yes – For expense level attachment, you can attach a missing receipt to the expense.
Attachments can be attached manually	Yes	Yes
Attachments can be attached via Fax or intelligent copier	Yes	No – Pending Beta Feedback
Attachment tasks can be assigned to another role	No – Attachment can only be performed by resource, resource manager, or administrator	Yes – Attachment tasks can be assigned to another role. For example travel dept could get task to attach itinerary.
System supports the approval of attachments	No	Yes
System supports the recording of receiving hard copy attachments	Yes	Yes
Resource must provide explanation for any receipts they are missing	Yes	Yes
Recording of physical attachments could be a task done at any point of the workflow	Yes	Yes

The steps for configuring file attachments follow below and include the following topics:

- Step 1: Select a Storage Method for Attachments in the Technical Console
- Step 2: Define Attachments Types in General Configuration
- Step 3: Define Expense Level Attachment Business Rules of Attachments in Expense Types
- Step 4: Define Expense Report Type Business Rules of File Attachments in Expense Report Types

Step 1: Select a Storage Method for Attachments in the Technical Console

In previous version, all attachments (receipts) were stored in a directory. With version 9.0, you have ability to store attachments in database. Please note that as part of the installation, you would be required to set this value and execute a conversion.

An Attachment Storage Method field was added to the Domain Details screen in the Technical Console, which controls where uploaded attachments are stored.

From the **Attachment Storage Method** drop-down menu, select one of the following options:

- **File System** — Select this option to store attachments in a file system.
- **Database** — Select this option to store attachments in a database.

Step 2: Define Attachments Types in General Configuration

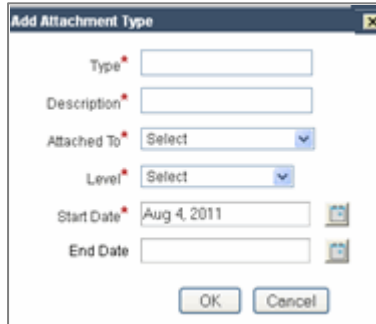
The Miscellaneous tab of the **Administration » Product Configuration » General Configuration** screen now includes an **Attachments** section that enables you to configure requirements for adding different types of attachments to expense authorizations, expense reports, or individual expenses within expense reports.




When version 8.3 is converted to 9.0, an attachment type of "RECEIPT" is created automatically. You can define additional attachment types, such as quotes, agendas, and so on.

The screenshot shows the 'General Configuration' window with the 'Miscellaneous' tab selected. On the left, there's a 'User-Defined Field Labels' section with a table for 'Employee' labels. The main area has a 'Miscellaneous' section with several checked options: 'Show Employee ID', 'Show Employee ID in Workflow', 'Costpoint Multicompany', and 'Restrict Delegation'. Below this is the 'Attachments' section, which is highlighted with a red box. It contains buttons for 'Add Attachment Type', 'Edit Attachment Type', and 'Delete Attachment Type'. Below these buttons is a table listing existing attachment types.

Type	Description	Attached To	Status	Start Date	End Date
<input type="checkbox"/> AIRQUOTE	Airfare Quote	Expense Authorization	Active	Jun 1, 2011	
<input type="checkbox"/> AGENDA	Agenda	Expense Report	Active	Jun 1, 2011	
<input type="checkbox"/> REQ_PO	Request or PO	Expense Authorization	Active	Jan 1, 2011	
<input type="checkbox"/> RECEIPT	Expense Receipt(s)	Expense Report	Active	Jan 1, 1900	

Field Name	Description
Add Attachment Type	<p>Click Add Attachment Type to display the Add Attachment Type dialog box.</p>  <p>Complete the following fields:</p> <ul style="list-style-type: none"> ▪ Type — This is an alpha-numeric field, where you identify the attachment type (for example, receipt or quote). ▪ Description — This is an alpha-numeric

Field Name	Description
	<p>field, where you enter a description of the attachment type. The description can also be set by language.</p> <ul style="list-style-type: none"> ▪ Attached To — From the Attached To drop-down menu, select whether the attachment type is for Expense Authorizations or Expense Reports. ▪ Level — From the Level drop-down, select either <i>Overall</i> or <i>Individual Expense</i> to indicate whether the attachment should be applied to the expense overall or to individual expenses. <p> Receipts are converted as Expense Level for Expense Report.</p> <p>The following two options are available when <i>Individual Expense</i> is selected from the Level drop-down list. Use these options to determine whether the coversheet will print by attachment type or by expense:</p> <ul style="list-style-type: none"> ▪ Print Coversheet by Attachment Type — Select this check box to print coversheet based on the attachment type. For example, if the Attachment Type is "Receipt," one coversheet will print for that attachment type, and it will include each expense assigned to that attachment type. This option generates a single coversheet, but the coversheet may include multiple expenses. ▪ Print Coversheet by Expense — Select this check box to print a coversheet for each single expense. In this case, a different coversheet prints for each expense/attachment type combination. This option may generate multiple coversheets, because a coversheet is generated for each expense. ▪ Start Date — This field is required. Use the Calendar Lookup to select a start date for the attachment type. This allows you to define when this attachment applies based on date range. ▪ End Date — This field is optional. Use the Calendar Lookup to select an end date for the attachment type. This allows you to

Field Name	Description
	define when this attachment applies based on date range. After you click OK , the information displays in the Attachments table of the General Configuration screen.
Edit Attachment Type	To edit an existing attachment type, select the row you want to modify and click Edit Attachment Type . The Edit Attachment Type dialog box contains the same fields as the Add Attachment Type dialog box, which are described in the row above. After you click OK in the Edit Attachment dialog box, the updated information displays in the Attachments table of the General Configuration screen.
Delete Attachment Type	To delete an attachment type from the table, select the check box next to the one you want to delete, and click Delete Attachment Type .
Fields that display in the Attachments table are non-editable. See Add Attachment Type in the first row of this table for field descriptions.	

Step 3: Define Expense Level Attachment Business Rules

In this step, you define when expense level attachment types are needed for an expense based on expense type. To accomplish this, a Tasks tab was added to the **Expense » Settings » Expense Report Types** screen. Use this tab to configure the attachments that are required for each expense type and to establish business rules related to Expense level attachments.

The screenshot shows the 'Expense Types' screen with the 'Tasks' tab selected. The table below is a representation of the data shown in the screenshot.

Functional Role	Task	Type	Object	Threshold	Status	Start Date	End Date
<input type="checkbox"/> Supervisor	Attach	Airfare Quote	Expense Authorization Attachment	0.00	Active	Jun 1, 2011	
<input type="checkbox"/> Employee	Attach	Expense Receipt(s)	Expense Report Attachment	0.00	Active	Jan 1, 1900	





An expense type can be configured to require multiple types of attachments or no attachments at all.

When you install version 9.0, your current business rules for receipt attachments are converted and populate this table automatically. In version 8.3, it was common practice to indicate that a receipt was not required by setting the threshold to an unrealistically high amount, such as \$999,999.00. If your database contains any such expense types, they are converted to 9.0 as requiring a receipt, though the high threshold still prohibits the initiation of a workflow task. To correct these expense types, select the item in the table on the Tasks tab and click **Delete Task**.

The table below describes the fields available on the Tasks tab.

Field Name	Description
Add Task	Click Add Task to open Add Task dialog box.

Field Name	Description
	 <p>Complete the following fields:</p> <ul style="list-style-type: none"> ▪ Functional Role — Select the Functional Role that should be allowed to perform this task. ▪ Task — This non-editable displays Attach as the task. ▪ Attachment Type — From the drop-down menu, select the Attachment Type that applies for this expense. <p>The values that display in the list are those you configured for individual expenses on the Miscellaneous tab of the Administration » Product Configuration » General Configuration screen.</p> <ul style="list-style-type: none"> ▪ Threshold — Threshold represents the dollar limit that the expense must exceed for the attachment to apply. Enter the dollar amount that expense should not exceed. <p> You define this as required or optional in Step 4.</p> <ul style="list-style-type: none"> ▪ Start Date — This field is required. Use the Calendar Lookup to select a start date for the attachment type. This allows you to define when this attachment applies based on date range. ▪ End Date — This field is optional. Use the Calendar Lookup to select an end date for the attachment type. This allows you to define when this attachment applies based on date range. <p>After you click OK, the information displays in the table on the Task tab of the Expense Types screen.</p> <p>Add Task is not enabled if you have Browse rights only.</p>
Edit Task	<p>To edit an existing task, select the row you want to modify and click Edit Task.</p> <p>The Edit Task dialog box contains the same fields as the Add Task dialog box, which are described in the row above.</p> <p>After you click OK in the Edit Task dialog box, the updated information displays in the table on the Tasks tab.</p>
Delete Task	<p>To delete a task from the table, select the check box next to the</p>

Field Name	Description
	one you want to delete, and click Delete Task . Delete Task is not enabled if you have Browse rights only.
Status	This field indicates whether the task has an Active or Inactive status. A task is active if the end date is greater than today's date and the start date is less than or equal to today's date. A task is inactive if the end date is less than today's date or the start date is greater than today's date.
Fields that display in the table on the Tasks tab are non-editable. See Add Task in the first row of this table for field descriptions.	

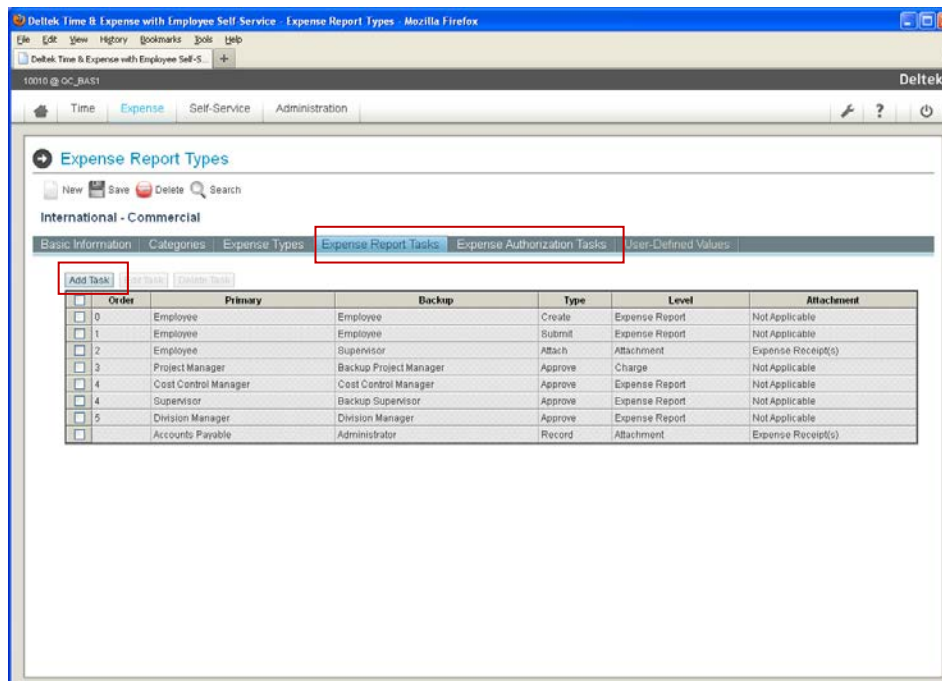


The **Receipts Required if Equal to or Over** field was removed from the Basic Information tab, because it was made obsolete by the addition of the Tasks tab

Step 4: Define Business Rules in Expense Report Types

To complete this step, open the **Expense » Settings Expense Report Types** screen, where you will use the following tabs to configure attachment tasks:

- **Expense Report Tasks tab** — Click **Add Task** to add an Expense Report task.
- **Expense Authorization Tasks tab** — Click **Add Task** to add an Expense Authorization task or an Advance task.



When you click **Add Task** on either of these tabs, the Add Task dialog displays:

Task
Task Type* Approve Level* Overall Order 2
Attachment* None Initial Priority* Low
Start Date* Aug 30, 2011 End Date
☐ Retain Completed Task On Revision

Role
Primary Role* Select ☐ User Directed Tasks
Backup Role* Select ☐ Include Backup Role in User Directed Task List

Business Rules
Validation
Rule* Required Edit* None
☒ Required for Export

Criteria

	Incurred	Over Ceiling	[] Unallowable
Greater Than	-999999.00	0.00	0.00
Less Than	999999.00	0.00	0.00

Note: Unit Rate(s) should be entered in the currency selected. USD

Escalation

Priority	Days	Hours	Minutes	Notify
Low	0	0	0	<input type="checkbox"/> Low
Medium	0	0	0	<input type="checkbox"/> Medium
High	0	0	0	<input type="checkbox"/> High

Fields on the above dialog are identical for the Edit mode.

From the Add Task dialog box, you can configure the following for the attachment task you are adding:



- Action associated with the task, such as approve, attach, or record
- Task start and end dates
- Role responsible for adding, approving, and recording attachments
- Business rules, such as whether the attachment task is required or optional
- Criteria for performance of the task, such as the expense amount
- Rules for escalating missed tasks



The configuration steps for attachments are virtually the same for Expense Reports and Expense Authorizations. There are minor differences in the options you select, which are noted in the individual field descriptions presented in the table below.

The table below describes fields on the Add Task dialog box, which apply to Add ER Task, Add EA Task, and Add Advance Task dialog boxes; however, where there are differences, those differences are noted. Additionally, each description indicates whether the field is new, modified, or unchanged from the previous release.

Field Name	Description
Task Section	
The following fields display under Task:	
Task Type	This field was renamed. The previous name was "Expense Report Task." If you are adding an attachment task, select Attach

Field Name	Description
	as the Task Type.
Level (New field)	<p>This is new field controls whether the task should be performed at the overall expense report level, at the charge level, or whether it is for an attachment task. The options available in the drop-down list vary by Task Type:</p> <ul style="list-style-type: none"> ▪ Overall — This option is available from the Level drop-down list if the Task Type is <i>Approve</i> or <i>Review</i>. ▪ Charge — This option is available from the Level drop-down list if the Task Type is <i>Approve</i>. ▪ Attachment — This option is available from the Level drop-down list if the Task Type is <i>Approve</i>, <i>Attach</i>, or <i>Record</i>.
Order	<p>Use the drop-down box to select the order in which this task should be completed. You can use the same order number on different tasks.</p> <p>The following changes were made to the functionality of this field:</p> <ul style="list-style-type: none"> ▪ 0 is no longer a valid option ▪ 1 is no longer available for selection, but is automatically used for the Submit task. ▪ 2 is now the default value. ▪ Anytime is the default value if the Task Type is Record.
Attachment (New field)	<p>This is a new field that enables you to select the type of attachment that must be attached for this task.</p> <p>The drop-down list displays the attachment types you created in the Attachments section of the Administration » General Configuration screen.</p>
Initial Priority	No changes were made to this field.
Start Date (New field)	Click  to select a start date for this expense report task.
End Date (New field)	Click  to select an end date for this expense report task.
Retain Completed Tasks on Revision	<p>This field is only enabled when the Task Type is Attach. When you select this check box, the task must be redone if the expense report is revised. Leave the check box clear if you do not want to enforce this requirement.</p>
Role Section The following fields display under Role .	

Field Name	Description
Primary Role	This is an existing field with no new changes. Use this drop-down box to select the role that is primarily responsible for performing this task.
Backup Role	This is an existing field with no new changes. Use this drop-down box to select the role that has backup responsibility for performing this task.
User Directed Tasks	This is an existing field with no new changes. Select this check box to enable employees submitting expense reports to choose which supervisors or other users are notified that the expense report approval task is due.
Include Backup Role in User Directed Task List	This is an existing field with no new changes. If the task is user directed, this checkbox controls whether backup roles display for user assignment.
Business Rules The following fields display under Business Rules .	
Rule (New field)	This is a new field enables you to establish whether the task is required or optional. Select either Required or Optional from the drop-down menu.
Edit (New field)	From the drop-down list select from the following options <ul style="list-style-type: none"> None Error Warning
Required for Export	Select this check box if the task is required for processing the expense report or expense authorization.
Criteria The following table information displays under Criteria .	
Table Columns	Columns that display in the Add ER task dialog box: <ul style="list-style-type: none"> Incurred — This column was previously named “Expense.” Over-Ceiling — No changes were made to this column. Unallowable — No changes were made to this column. Columns that display in the Add EA Task dialog box: <ul style="list-style-type: none"> Planned — This column was previously named “Expense.” Columns that display in the Add Advance Task dialog box: <ul style="list-style-type: none"> Advance Amount — This field was previously named “Cash Advance.”

Field Name	Description
Table Rows	<ul style="list-style-type: none"> ▪ Greater Than — This field was previously named “Minimum.” ▪ Less Than — This field was previously named “Maximum.”
Escalation The following table information displays under Escalation .	
Table Columns	<ul style="list-style-type: none"> ▪ Priority — New column heading. ▪ Days — No change to this field. ▪ Hours — No change to this field. ▪ Minutes — No change to this field. ▪ Notify — New field.
Table Rows	<ul style="list-style-type: none"> ▪ Due Date — This was removed. ▪ Low — New field. ▪ Medium — Previously named “Upgrade Medium.” ▪ High — Previously named “Upgrade High.”

Multi-Day Lodging

When entering lodging expenses on the Amounts tab of the expense report, employees now have the ability to enter lodging and tax amounts for individual days. This feature required changes to the following areas Deltek Expense:

- **Expense Types screen** — To allow over ceiling amounts to be calculated per day, we added a **Ceiling calculation based on** field to the Basic Information tab of the **Expense » Settings » Expense Types** screen, which provides two calculation options for Lodging expense types:
 - **Total of All Days** — When you select this calculation method, Deltek Expense sums the meal amounts for the entire date range and compares that amount to the total ceiling amount for the same number of days. Choose this option if want the ceiling applied to the net amount of the entire trip. This allows the employee to spend an amount under ceiling one day and over ceiling on another and be fully reimbursed, provided the total net expense does not exceed the ceiling.
 - **Each Day** — When you select this calculation method, Deltek Expense compares the amount spent each day to the ceiling amount per day. If the lodging amount for a given day is less than that day’s ceiling amount, the over ceiling amount is zero. However, if the lodging amount for that day exceeds the ceiling, the amount is over ceiling.
- **Amounts Tab of Lodging Wizard** — This tab displays after you select the Lodging expense type in the Claimed Expenses section of an expense report. It includes these new sections:

- **Room Rates** — Use this section to enter rates for individual nights of the Lodging expense and add Personal and/or Unallowable amounts.
- **Other Lodging** — These fields now display in the Other Lodging Expenses section of the Amounts tab.
- **Lodging Rates per Night Ceiling Adjustment** — Supervisors now have the ability to adjust ceiling amounts on a per-day basis. If the expense type is configured for this, the Lodging Rates per Night Ceiling Adjustment section displays a line for each day of the expense. If the expense type is configured to calculate over ceiling amounts on the total expense, then this dialog box is unchanged.


These changes are described in more detail in the sections that follow below.



See “Appendix D: Multiple Day Lodging Folio Calculation Example” on page 289 for an example of the calculation differences between version 8.3 and version 9.0.

Changes to the Amounts Tab

This tab displays after you select the Lodging expense type in the Claimed Expenses section of an expense report and enter detail information in the Expense Detail tab. The table below describes updates made to Amounts tab. Each description indicates whether the field is new, modified, or unchanged since the previous release.

Field Name	Description
Pay Method	This field was moved to the Details tab.
Currency	This field was moved to the Details tab.
Exchange Rate	This field was moved to the Details tab.
Expense Incurred	This field was added to the Details tab, where it is editable. It is now a display-only field on the Amounts tab.
Daily Room Rate	This field now displays in the Room Rates section of the tab.
Daily Tax Rate	This field now displays in the Room Rates section of the tab.
Total Tax Rate	This field now displays in the Room Rates section of the tab, and was rename to Total Room/Tax .
Personal	<p>This field now displays in the Room Rates section of the tab.</p> <p>This field does not display on the Amounts tab when the Other Lodging tab is in use.</p> <p> If Delttek Expense is configured to use Other Lodging Expenses, the Personal field does not display on the Amounts tab, because employees indicate which amounts are personal on the Other tab.</p>
Non-Reimbursable	The function of this field is unchanged unless you configure Delttek Expense to reimburse over ceiling

Field Name	Description
	amounts.
Reimbursable	The function of this field is unchanged unless you configure Deltek Expense to reimburse over ceiling amounts.
Unallowable	This field is now a display-only field. The employee enters this amount in the Total Unallowable field of the Lodging Rates per Night dialog box.
Ceiling	A Recalculate button now displays next to this field that enables you to recalculate the ceiling amount, which is based on the Room Rate and Tax Rates that are entered by the employee.
Adjustment	There were no changes to this field for expenses where the ceiling is calculated on the entire expense. However, for expenses where the ceiling is calculated per day, the Adjustment Explanation dialog box has been modified.
Adjusted Ceiling	There were no changes to this field.
Over Ceiling	<p>Deltek Expense now offers two options for calculating over-ceiling amounts:</p> <ul style="list-style-type: none"> ▪ Total of All Days — With this calculation, the over ceiling amount is based on the total expense amount. This allows the employee to spend an amount under ceiling one day and over ceiling on another and be fully reimbursed, provided the total net expense does not exceed the ceiling. ▪ Each Day — With this calculation, the over ceiling amount is based on the amount spent per day. If the lodging amount for a given day is less than that day's ceiling amount, the over ceiling amount is zero. However, if the lodging amount for that day exceeds the ceiling, the amount is over ceiling. <p>These options are selected from the Ceiling calculation based on field, located on the Basic Information tab of the Expense » Settings » Expense Types screen.</p>

Room Rates Section of the Amounts Tab

The fields described in the table display on the Amounts tab under **Room Rates**.

Field Name	Description
Copy to Next Night	<p>Click Copy to Next Night to copy the room rate, tax rate, and personal information from a selected row to the next row of the table.</p> <p>The button is not available in the following</p>

Field Name	Description
	<p>circumstances:</p> <ul style="list-style-type: none"> All the rows in the table are blank. More than one row is selected. The last row of the table is selected.
Copy to Remaining Nights	<p>To copy the data from the Room Rate, Tax Rate, and Personal fields from a selected row to all other rows in the table, select the row you want to copy and click Copy to Remaining Nights.</p> <p>This button shall be disabled if:</p> <ul style="list-style-type: none"> No rows have data entered More than one row is selected The last row in the table is selected
Date	The dates are listed in order based on the Start Date and End date provided on the Details tab of the Expense Report.
Room Rate	Enter the amount spent per day for the room amount of this lodging expense.
Tax Rate	Enter the amount spent per day on taxes for this lodging expense.
Personal	<p>Select the Personal check box if the amount is a personal expense and should not be reimbursed.</p> <p>When Personal is checked, Deltek Expense copies the Total Room/Tax amount to the Personal field, which displays on the Amounts tab.</p> <p>This field is non-editable if the expense report is read-only, or if modify rights have not been assigned to your functional role.</p>
Total Room/Tax	Deltek Expense sums the Room Rate amount and Tax Rate amount and displays the total in this field.

Lodging Rates per Night Ceiling Adjustment Dialog Box

If you are supervisor and therefore authorized to modify the ceiling amount of an expense, you can now modify the ceiling on a per day basis.

If you enter a new ceiling amount on the Amounts tab and the expense is configured to calculate the ceiling per-day, the Adjustment Explanation dialog box now includes a row for each day of the expense, where you can update the following fields.

Field Name	Description
Date	The dates are listed in order based on the Start Date and End Date provided on the Details tab of the Expense Report.
Ceiling Amount	This non-editable field displays the original ceiling amount.
Adjustment Amount	This field displays the difference between the original ceiling amount and the new ceiling amount,

Field Name	Description
	which was entered on the Amounts tab. To change the amount, type the new amount directly in Adjustment Amount for each day where you wish to make a change.
Explanation	Provide your reason for adjusting the ceiling amount. Type the explanation directly in the field.
New Ceiling	This non-editable field displays the new ceiling amount, which Deltek Expense calculates by summing the Ceiling Amount and the Adjustment Amount .

Meal Ceiling Calculation

We added a **Ceiling calculation based on** field to the Basic Information tab of the **Expense » Settings » Expense Types** screen, which enables you to determine over ceiling amounts on a per day basis or a per trip basis.

Previously, when entering meal expenses by date range, Deltek Expense calculated the over-ceiling amount by comparing the total expense amount for the entire date range to the total ceiling amount for the same period. It did not calculate the over ceiling amount for individual days within the date range.

To allow the over ceiling amount to be calculated per day, we added a **Ceiling calculation based on** field, which provides two calculation options:

- **Total of all days** — When you select this calculation method, Deltek Expense sums the meal amounts for the entire date range and compares that amount to the total ceiling amount for the same number of days. Choose this option if want the ceiling applied to the net meal amount of the entire trip.

For example, if the ceiling amount is 50.00 dollars per day, the total ceiling amount for a two-day trip is 100.00 dollars. If the employee spends 40.00 dollars the first day and 60.00 dollars the second, the over ceiling amount is zero, because the calculation is based on the total expense of all the days combined, not the individual days within the date range.



When **Allowance** is selected in the **Type** field, **Ceiling Calculation Based on** is disabled and the default value is **Total of All Days**.

- **Each day** — When you select this calculation method, Deltek Expense compares the amount spent each day to the ceiling amount per day.

For example, on day one of the trip, the employee exceeds the ceiling by \$10.00, so that amount is considered over ceiling. On day two, the employee is \$10.00 short of the ceiling amount, so the over ceiling amount for that day is zero. If **Total of all days** was selected in this same scenario, there would be no over ceiling amount.

Additionally, when the expense amount entered does exceed the ceiling, the Adjustment Explanation dialog box in the expense report now includes an **Explanation** field for each day.



The **Each Day** option is not available if the expense type is configured to use two tier ceilings, or if it is configured as a Per Diem expense. If it is configured as Per Diem, Deltek Expense uses **Total of all days** to calculate the over ceiling amount.

For a more extended example of meal ceiling calculations, see “Appendix E: Multiple Day Meal Ceiling Calculation Example” on page 291.

Meal Over Ceiling Calculation

The Meals Detail tab of the expense report now includes two new columns, **Personal** and **Unallowable**, where employees can enter the personal or unallowable amounts associated with a breakfast, lunch, or dinner expense. The amounts entered in these columns also display on the Amounts tab, but the fields are un-editable.

Amounts entered in **Personal** and **Unallowable** are used to calculate over-ceiling amounts.

Expense Report and Expense Authorization Warnings

This feature provides you with critical information when performing tasks on ER or EA, mainly the task of approval. Deltek Expense logs the warnings received during the processing of Expense Reports or Expense Authorizations and retains the warnings, including standard system warnings and custom stored procedure warnings, as an audit trail.

The table below describes the warnings that are now captured and logged for the Expense Authorization and Expense Report application areas.

Application Area	User Action	Warning Captured
Expense Authorization	Create Expense Authorization	Authorization too far in Past
Expense Authorization	Create Expense Authorization	Authorization created by someone else
Expense Authorization	Create Expense Authorization	Authorization outside Project Start/End Date: <ul style="list-style-type: none"> UDT02 – Start Date (W000486) UDT02 – End Date (W000487) UDT01 – Start Date (W000484) UDT01 – End Date (W000485)
Expense Authorization	Update Background	New allocation added or existing percentage changed
Expense Authorization	Update Background	From Date must be >= Today's Date
Expense Authorization	Update Background	New allocation added or existing percentage changed
Expense Authorization	Update Background	Outside Project Start/End Date <ul style="list-style-type: none"> UDT02 – Start Date

Application Area	User Action	Warning Captured
		(W000486) <ul style="list-style-type: none"> UDT02 – End Date (W000487) UDT01 – Start Date (W000484) UDT01 – End Date (W000485)
Expense Authorization	Submit Expense Authorization	Advance needed before it can be processed
Expense Authorization	Workflow Status	User reassigned task
Expense Report	Create Expense Report	Expense Report too far in Future
Expense Report	Create Expense Report	Expense Report created by someone else
Expense Report	Create Expense Report	Outside Project Start/End Date <ul style="list-style-type: none"> UDT02 – Start Date (W002059) UDT02 – End Date (W002060) UDT01 – Start Date (W002061) UDT01 – End Date (W002062)
Expense Report	Update Background	New allocation added or existing percentage changed
Expense Report	Update Background	Employee changed allocation percentage for inactive charge
Expense Report	Update Background	Other role changed allocation percentage for inactive charge
Expense Report	Submit Expense Report	Due Company payment is check or other and reference number is blank
Expense Report	Submit Expense Report	User reassigned task
Expense Report	Workflow Status	User reassigned task

New tables created to capture these warnings can be found in “Database Changes for the 8.3 to 9.0 TC_0001 Schema” on page 237.

Request Multiple Advances

A **Request Advance** button was added to the Advances tab of the Supporting Schedules section of the Expense Authorization form.

Click **Request Advance** to request an advance for the expense authorization .

When the Request Advance screen displays, complete the following fields:

- **Advance Amount** — Enter the dollar amount of the advance you are requesting.
- **Date Needed** — Enter the date by which you need the advance.
- **Reason** — Enter your reason for requesting the advance.

Click **Submit** to submit your advance request and return to the Advances tab of the Scheduling screen.

If you already signed and submitted the expense authorization but still need to request an advance, you can open the expense authorization and add the advance request.

After you submit your advance request, the **Request Advance** button is inactive, because you can only have one advance request open at a time. To request another advance on a blanket authorization, you must first claim the current advance on an expense report. You can then open the blanket authorization and make another advance request.


The Request Advance feature is not available under the following conditions:

- Your expense class does not allow you to request advances.
- You have previously requested an advance for this authorization and have not yet claimed it on an expense report.
- You have reached the maximum outstanding advance amount for your expense class.
- You have reached the maximum number of outstanding advances allowed for your expense class.
- This is a blanket authorization that has already been closed.
- The expense authorization has already been processed.

Improved Barcode Functionality and FAX Coversheet

The Receipt Traveler option was removed from the Print dialog box and was replaced with coversheet that displays when employees click **Submit** on the Attach screen.



The Attach screen displays when you click  on the Workflow Status screen of either the Expense Report or Expense Authorization. See the Workflow Status section of the online help for more information about attachments.

Additionally, the **Bar Code** check box was removed from the Miscellaneous tab of the **Expense »Settings » Expense Configuration** screen. This setting and related drop-down options enabled users to print bar codes and determined whether the bar code consisted of the expense report ID or the ID and the revision number. The field is now obsolete because the barcode prints automatically when users click **Submit** in the Attach screen, and the barcode always includes the attachment ID(s).

When the employee clicks **Submit**, the following internal workflow occurs if **File Imaging** is enabled on the Miscellaneous tab of the Expense Configuration screen :

- Deltek Expense creates an attachment ID that is attached to the coversheet via a barcode.
- When the employee faxes the coversheet, which automatically includes the barcode, Deltek Expense, via the Barcode Processor, matches the attachment ID in the barcode to the attachment ID that exists in an Attachment table. It then matches that ID to an ID that exists in a Task table. Deltek Expense then updates the task (receipt submittal) as complete.

If file imaging is not enabled, the employee may still print the coversheet, but the internal workflow described above does not occur.

Coversheet Configuration Settings

When you configure Attachments, you can select whether documents (such as expense receipts or trip approval forms) are attached to the overall expense report or expense authorization level or to individual expense level.

You configure this option from the Attachments section of the Miscellaneous tab in **Administration » Product Configuration » General Configuration**. When you add a new attachment type or edit an existing one, select either *Overall* or *Individual Expense* from the **Level** drop-down menu.


If you select **Individual Expense**, you must also configure whether the coversheet will print by attachment type or by expense:

- **Print Coversheet by Attachment Type** — Select this check box to print coversheet based on the attachment type. For example, if the Attachment Type is “Receipt,” one coversheet will print for that attachment type, and it will include each expense assigned to that attachment type that is selected to be printed. This option generates a single coversheet, but the coversheet may include multiple expenses.
- **Print Coversheet by Expense** — Select this check box to print a coversheet for each single expense. In this case, a different coversheet prints for each expense/attachment type combination. This option may generate multiple coversheets, because a coversheet is generated for each expense.

Advance Utility

Fields on the **Utilities » Advance Utility** screen were reorganized, and the following two fields were added:

Check EFT/ Number — This field displays the check number or EFT payment advice number for a paid advance.

Advance Payment Date — This field displays the date the payment was made. Click  to select a different date.

Miscellaneous Changes to the Expense Types Screen

In addition to the features described above for the Expense Report and Expense Authorization modules, we made other miscellaneous changes to the Expense Type screen. The table below describes these changes.

Field Name	Description
Type	A “Type” label was added to the drop-down field to the right of the Per Diem check box. This label indicates the type of per diem expense being selected, either Allowance or Ceiling .
Ceiling Calculation Based on	When Allowance is selected in the Type field, Ceiling Calculation Based on is disabled and the default value is Total of All Days .

Miscellaneous Changes to the Expense Report Types Screen

Additional Changes to the Expense Report Types Screen.

Field Name	Description
Locations Flag	This field was relabeled. The new label is "Track Locations."
Per Diem	<p>The drop-down list now displays regardless of configuration settings, but it is shaded and unavailable for selection when Per Diem is not checked.</p> <p>When you select Per Diem, the Track Locations check box is selected by default.</p>
Track Locations	The Track Locations field on the Expense Report Types » Basic Information tab must be selected if you want to add an expense type that is configured to track multiple locations.
Schedules Tab	<p>This tab was removed.</p> <p>In earlier versions, this tab was used to configure schedules to either show or be hidden, and to determine the display order.</p> <p>With version 9.0, both of these functions are obsolete, because schedules now display as tabs on the Expense Report and Expense Authorization forms, and a schedule only displays if activity exists for it.</p>

New Features

This section includes summaries of the new features included for this release. The features described in this section are related to the de-support of the Travel Module in Costpoint 7.0.

The Costpoint Travel Module previously provided the ability to compute, report, and create accrual journal entries for travel commitments. To replace this lost functionality in Costpoint, the following enhancements were made to Time & Expense

- **Export advance requests** —.Advance requests made in Time & Expense can now be exported to Costpoint 7.0 at the same time you export expense reports. See “



Export of commitments and advances is limited to Costpoint 7.0.

- Export Advances” below for detailed information about this enhancement.
- **Compute and export expense commitments** —. You can now calculate expense commitments in Deltek Expense and export the information to Costpoint, where you can upload the information to PSR tables and create and post accrual journal entries. See “Expense Commitments” on page 39 for detailed information about this enhancement.



Export of commitments and advances is limited to Costpoint 7.0.

Export Advances

You can now export approved advance requests from Deltek Expense to Deltek Costpoint for processing. Specifically, you now have the ability to do the following within the Expense module:

- Export approved advance requests at the same time you export expense reports.
- Manually mark or unmark processed advances.
- Import processed advance requests from Costpoint to Deltek Expense for the auditing and archiving.

Overview of Application Changes

The following list summarizes the changes made in Deltek Expense for exporting advances:

- The following changes were made to the **Expense » Settings » Expense Configuration** screen:
 - On the Export tab, “Costpoint 7.x or greater” was added to the **ASCII Layout** drop-down menu. See “Configure Export of Advances” on page 36 for more information.
 - On the Miscellaneous tab, the *Expense Report Date* option on the **AP Invoice Date** field was renamed to *ER/Advance Date*.
- The following menus/screens were renamed:
 - “Export Expense Reports” is now “Export ERs/Advances.”
 - “Change ER Status” is now “Change ER/Advance Status.” The following changes were made to tabs on this screen:

- On the Criteria tab, “Advances” was added to all the **Action** menu drop-down options.
- On the Results tab, the “Expense Report” column was renamed to “Expense Report/ Advance ID.”
- The following fields were added:
 - **Advance Report** was added to the Print dialog, which is opened from the Export ERs/Advances screen. See “Export Advances” on page 36 for more information.



Improvements to advance requests were also made at the Expense Authorization level, where users submit the request. See the “Request Multiple Advances” section of this document for more information.

Configure Export of Advances

Exporting of Advances is limited to Costpoint 7.0. To configure Deltek Expense for exporting advances, complete the following steps:

1. Click **Expense** on the Module toolbar.
2. Click **Settings » Expense Configuration** on the menu main in the Expense module, and in the Expense Configuration screen, select the Export Options tab.
3. From the **ASCII Layout** drop-down menu, select *Costpoint 7.x or greater*.

Export Advances

To export advances to Costpoint 7.x, use the Export ERs/Advances screen, which is the same screen used to export expense reports. Advances are exported to a staging table. The transactions remain in the staging table for pickup, or the export application may call a Transformer that transforms the table entries into a specific ASCII layout.

To export advances, complete the following steps:

1. Click **Expense** on the Module toolbar.
2. Click **Process » Export ERs/Advances** on the menu main of the Expense module.
3. In the Export ERs/Advances screen, complete the following fields to export advances:

Field Name	Description
Options	
Costpoint Company ID	This field displays if the Costpoint Multicompany check box is selected in the General Configuration screen. From the drop-down list, select the Costpoint company to which you are exporting the advances.
Batch ID	Enter up to 10 characters for a unique export batch identifier. This field is required. If the export is transformed to an ASCII file, the Batch ID becomes part of the file name.
Advances	Select this check box to indicate that Advances will be included when you export. You can export expense reports and advances as part


Field Name	Description
	of the same batch.
Advance Options	
Start Date	<p>Select the start date for which you want to select advances. Deltek Expense compares this date to the advance date. Advances dated on or after this date are selected for export.</p> <p>This field is optional. If you leave it blank, the export process selects advances using other criteria.</p>
End Date	<p>Enter the end date for which you want to select advances. The application compares this date to the date on the advance. Advances dated on or before this date will be selected for export.</p> <p>This field is optional and defaults to current date.</p>
Type	<p>From the Type drop-down list, select the employee group type. The groups that display are limited to those that you supervise.</p> <p>If no employees within the Employee Group have advances ready to export, that group does not display.</p> <p>Once you have selected the Type, the non-editable text box displays the groups that contain advance requests for export.</p> <p>Select the group or groups that you wish to include in the export or click Select All to select all the groups displayed.</p>
Classes	<p>This non-editable text box displays the expense classes that have employees with advances ready for export.</p> <p>Select the class or classes that you wish to include in the export or click Select All to select all classes.</p>
Expense Report Types	<p>This non-editable text box displays the classes that contain advances of the type that can be exported.</p> <p>Select the expense report type(s) that you wish to include in the export or click Select All to select all expense report types.</p>
Process	<p>Click Process to collect the expense report and/or advance data that will be exported when you click Export. To print and preview the data,</p>

Field Name	Description
	click Preview/Print.
Preview/Print	<p>This button is enabled after processing is complete. Click Preview/Print to display the Print dialog, where you can select the reports you want to print.</p> <p>To review the advances you processed, select the Advance Report check box in the Print dialog box. After you click Submit, the calculated advance information displays as a report in PDF format.</p>
Export	<p>Click Export to update the appropriate staging tables with the information collected during processing.</p> <p>Note, however, that only approved advance requests are exported. For Blanket Authorizations, only one approved advance can be exported at a time, even though multiple advances may be associated with same authorization.</p> <p>In addition to writing records to the staging tables, Delttek Expense performs the following updates:</p> <p>The status of the advance is changed to "Processed."</p> <p>The advance is marked as available.</p>
Close	<p>Click Close to close the screen.</p> <p>If you close the screen before running the export, the information collected during the Process step is cleared, and existing data in the export staging file rolls back to the previous export.</p>

Manually Update the Status of Advances

To manually update advances to a status of Processed or Unprocessed, open the Expense module and click **Utilities » Change ER/Advance Status** on the main menu.




To learn more about using the Change ER/Advance Status screen, click  on the Time & Expense toolbar to display the online help. In the online help table of contents, click **Expense » Utilities » Change ER/Advance Status**.

Advance Auditing and Archiving

After advance requests are processed and paid in Costpoint, you can use the Import Console to import the advance data back to Time & Expense, where it can be audited and archived.



To learn more about the Import Console, click  on the Time & Expense toolbar to display the online help. In the online help table of contents, click **Administration » Process » Import Console**.

Expense Commitments

Deltek Expense was enhanced to enable you to compute expense commitments based on current expense report and expense authorization data. After commitments are computed, you can immediately export them to Costpoint, or you can view them using the Commitment Inquiry/Report.

Overview of Application Changes

The following list summarizes the changes made to Deltek Expense for computing, viewing, and exporting expense commitments:

- The following screens were added to the Expense module:
 - **Process » Compute Commitments** — Use the Compute Commitments screen to calculate advance, expense authorization, and expense report commitments in preparation for exporting those amounts to Costpoint. See “Compute Commitments” on page 40 for more information.
 - **Audit » Commitments Inquiry/Report** — Use the Commitments Inquiry/Report screen to view expense commitments, including expense report, expense authorization, and advance amounts. See “Commitments Inquiry/Report” on page 41 for more information.
 - **Process » Export Commitments** — Use the Export Commitments screen to export calculated expense amounts. See “Export Expense Commitments” on page 43 for more information.
- The following options were added to existing screens:
 - A **Commitments** group box was added to the Miscellaneous tab of the Expense Configuration screen.
 - A **Commitments** check box was added to the Expense Type dialog box, which displays when you add or edit expense types from the Expense Types tab in the Expense Report Types screen.
 - “Compute Commitments” was added to the **Process** drop-down menu in the **Administration » Procession » Scheduling** screen.

Expense Commitments Configuration

Use the **Commitments** group box on the Miscellaneous tab of the Expense Configuration screen to establish when expense authorizations and expense reports should be counted as commitments.

To configure commitments, complete the following steps:

1. Click **Expense** on the Module toolbar.
2. Click **Settings » Expense Configuration** on the menu main of the Expense module, and in the Expense Configuration screen, select the Miscellaneous tab.

3. In the **Commitments** group box, complete the following fields to export advances:

Field Name	Description
Include Expense Authorizations in commitments at status	<p>From the drop-down menu, select the state at which expense authorizations will be considered a commitment. Choose from the following:</p> <ul style="list-style-type: none"> ▪ Submitted — Only expense authorizations with a status of “submitted” are included as commitments. ▪ Approved — Only expense authorizations with a status of “approved” are included as commitments.
Include Expense Reports in commitments at status	<p>From the drop-down menu, select the state at which expense reports will be considered a commitment. Choose from the following:</p> <ul style="list-style-type: none"> ▪ Submitted — Only expense reports with a status of “submitted” are included as commitments. ▪ Approved — Only expense reports with a status of “approved” are included as commitments.

Select Expense Types for Commitments

From the Expense Types tab of the Expense Report Types screen, you will establish that an Expense Type that you are adding or editing will be included when commitments are processed.

To configure an expense type, complete the following steps:

1. Click **Expense** on the Module toolbar.
2. Click **Settings » Export Report Types** on the menu main of the Expense module, and in the Expense Report Types screen, click the Expense Types tab.
3. In the Expense Types tab, click **Add Expense Type**, or if you are modifying an existing expense type, click **Edit Expense Type**.
4. In the Expense type dialog box, select the **Commitments** check box to select this expense type for commitments processing.

Compute Commitments

Use the Compute Commitments screen to calculate advance, expense authorization, and expense report commitments in preparation for exporting those amounts to Costpoint, where an accrual journal entry for those amounts can be created.

To compute commitments, complete the following steps:

1. Click **Expense** on the Module toolbar.
2. Click **Process » Compute Commitments** on the menu main of the Expense module.
3. In the Compute Commitments screen, click **Execute** to calculate the current expense report and expense authorization commitments.

Located above the **Execute** button, the **Last Calculated Date/Time** field displays the date and time the process was last run.

After commitments are computed, you can immediately export them to Costpoint, or you can view them using the Commitment Inquiry/Report.

Commitments Inquiry/Report

Use the Commitments Inquiry/Report screen to view the computed expense commitments, including expense report, expense authorization, and advance amounts.

To view the most recently computed commitments, complete the following steps:

1. Click **Expense** on the Module toolbar.
2. Click **Audit » Commitment Inquiry/Report** on the menu main of the Expense module.
3. On the Criteria tab of the Commitment Inquiry/Report screen, select filters, sort options and other parameters for viewing commitments that were calculated by the Compute Commitments process:

Field Name	Description
Commitments From this section, choose the types of commitments you want to include in the report	
Last Calculated Date	This non-editable field displays the date and time that commitments were last calculated. The report captures commitments that fall within this date. To capture more recent commitments, Compute Commitments must be run either by an authorized individual or as per a scheduled process.
Include Expense Authorizations	Select this check box to include amounts from expense authorizations, including advances, in the report.
Include Expense Reports	Select this check box to include amounts from expense reports.
Employee Group Box Use fields in this section to determine which employee group(s) to include in the inquiry/report. Select the functional role first, and then select the groups assigned to that role.	
Function	From the Function drop-down list, select the role. For example, if your functional role is "supervisor," select that role and the groups you supervise will display in the Group field.
Group	The groups assigned to the functional role you selected display in the Group field. Click the group(s) you want to include in the inquiry/report.

Field Name	Description
Select All	Click Select All to include all the employees groups displayed in the Group field.
Expense Report Types This field displays the expense report types of all the commitments currently computed. Select the expense types you want to include in the inquiry/report.	
Select All	Click Select All to include all the expense report types displayed in the Expense Report Types field.
Project (UDT02) Select fields in this section if you want the report to display commitments by project.	
Range Option	From the Range Option drop-down list, select from the following options: <ul style="list-style-type: none"> All — Select All to display all the commitments computed for the projects that fall within the assigned role/group. One — Select One if you want to include projects of one specific date. Enter that date in the To field.
From	This field is available when you select any of the following options from the Range Option drop-down list: <ul style="list-style-type: none"> One Range To End
To	This field is available when you select any of the following options from the Range Option drop-down list: <ul style="list-style-type: none"> Range From Beginning
Sort By Select one of the options in this section to determine how the report/inquiry results are sorted.	
Employee	Select Employee to sort the report/inquiry by Employee.
UDT02 Project	Select UDT02 to sort the report/inquiry by project.

- Click **Execute** to process the inquiry.
The results display on the Results tab.

If you sorted the inquiry by employee, the following columns display in the table on the Results tab:

- Employee
- Employee Name
- Commitment Amount
- Base Currency
- Commitment Calculated Time/Date

If you sorted the inquiry by project, the following columns display in the table on the Results tab:

- Project
- Commitment amount
- Base currency
- Commitment Calculated Time/Date

5. To print or view the results in report format, complete the following steps:
 1. Select the row next to each result you want to print, or select the check box above the rows to include all the results.
 2. Click **Print/Preview**.
 3. In the Print dialog box, select **Summary Report** or select **Detailed Report**.
 4. Click **Submit**.
 5. When the report displays, you can print it or save the PDF version.

Export Expense Commitments

Use the Export Commitments screen to export calculated expense amounts, including the following:

- Advances
- Expenses that have been recorded but not processed
- Expense authorization amounts less unprocessed expenses
- Unprocessed expense report amounts

To export expenses to Costpoint 7x, complete the following steps:

1. Click **Expense** on the Module toolbar.
2. Click **Process » Export Commitments** on the menu main of the Expense module.
3. In the Export Commitments, complete the following fields to export advances:

Field Name	Description
Costpoint Company	From the drop-down list, select the Costpoint company to which you want to export the commitment data.
Commitment Last Calculated Date/Time	This non-editable field displays the date and time commitments process was last run for the

Field Name	Description
	selected Costpoint company.
Batch ID	Provide a unique ID number for the batch of commitments you are exporting. The ID can be up to ten characters long.

4. Click **Process** to collect all expense and advance commitments currently available for the selected company.
5. Click **Print/Preview** to generate a PDF of the summarized commitment information, if desired.
6. Click **Export** to export the information to Costpoint.

Miscellaneous Enhancements and Changes

This section includes summaries of other version 9.0 enhancements.

Desktop

The Desktop is now the first screen that displays after you log on to Deltek Time & Expense with ESS. We also made the following changes:

- The **Select All** hyperlink was replaced with a check box. Select the check box to select all items in that section of the Desktop.
- The **Print** option was removed from the Details dialog box.
- The **Delegation** button was removed. This functionality is now available from the General tab of the Employee Preferences screen.


Employee Preferences

Due to the changes interface and menu changes, employees now select the default screen that displays after log on. Additionally,

Changes to the Employee Preferences Screen

The following changes to the Employee Preferences Screen:

Access the Employee Preferences Screen

The Employee Preferences screen is now accessed by clicking  in the top right menu bar of any screen, and the Employee Preferences menu option was removed.

General Tab

The General tab of the Employee Preferences screen includes the following changes:

- **Fields Added**
 - **Text/Icon** — This new option controls whether the icons that appear in the Time & Expense with ESS interface will display with text or without. For example, with text, the Save icon would display as follows: (insert icon with text).

If you are new to Time & Expense with ESS, displaying the text along will help you identify the function of each icon. After you familiar with the icons, you can hide the text by selecting *Icon Only* from the drop-down menu.

- **Delegation table** — Use fields in the Delegation table to select individuals who can perform tasks on your behalf. The Delegation table includes the fields described below:

Field Name	Description
Add Line	Click Add Line to add a delegate to the grid. When you click Add , the Delegation dialog box displays.
Delete Line	To delete a line, select the check box next to the line you want to remove and click Delete

Field Name	Description
	Line.
Delegating Role	Select the role (for example, supervisor) of the delegate from the Delegating Role drop-down list.
Group	Select the group to which the delegate belongs from the Group drop-down list.
Delegate	Select the delegate from the Delegate drop-down list. This is the person who will perform all of your tasks in your absence.
Start Date	Select the date upon which the delegate shall commence delegate responsibilities for you. All tasks that are assigned to you will also be assigned to the delegate starting on the selected date.
End Date	Select the date upon which the delegate shall end delegate responsibilities for you. Tasks will no longer be assigned to the delegate after the selected date.
Active	Select the active check box to activate the delegation task on the individual's desktop. This check box is used when this feature is set up for an extended period (for example from Jan 1 through Dec 31) and the user would like the option of turning it on or off without having to re-configure it each time.

▪ Fields Removed

- **Deltek Time group box** — The fields grouped under Deltek Time were moved to the Time tab. This new tab is described below
- **Deltek Expense fields** — The fields grouped under Deltek Expense were moved to the Expense tab. This new tab is described below.
- **Show Menu** — This field was removed.

Time Tab

Use the Time tab to set options for the display of the Time module. Options include the following:

- **Default Screen** — From the Default Screen drop-down list, select the screen that will display when you open Time Module. Select one of the following options:
 - **Splash** — Select this option to display the Time & Expense with ESS splash screen. The splash screen also displays by default when no other option is selected.
 - **Timesheet** — Select this option to display your current timesheet when you open the Time module.

- **Number of My Time Sheets Reports** — Select the number of timesheets that you want to display on your Desktop in the MyTimesheets area. The available options are "1" through "25." The selection in the Number of MyTimesheets field in the Miscellaneous tab of the General Configuration screen defaults here when you initially enter this screen
- **Load Favorites** — Select this check box if you wish the employee charge favorites that are set up for auto load in your favorites screen to automatically load on a new timesheet. The status of the Auto Load Favorites check box in the Miscellaneous tab of the General Configuration screen defaults here when you initially enter this screen. If you do not select this check box, the auto load feature will not automatically load the selected charges on a new timesheet

Expense Tab

Use the Expense tab to set options for the display of the Expense module. Options include the following:

- **Default Screen** — From the Default Screen drop-down list, select the screen that will display when you open Expense Module. Select one of the following options:
 - **Splash** — Select this option to display the Time & Expense with ESS splash screen. The splash screen also displays by default when no other option is selected.
 - **Expense Report** — Select this option to display a blank expense report when you open the Expense module.
 - **Expense Authorization** — Select this option to display a blank expense authorization when you open the Expense module.
- **Number of My Expense Reports** — Select the number of expense reports that you want to appear on your Desktop in the **MyExpenseReports** area. The available options are "1" through "25."
- **Hide Voided Expense Reports on Desktop** — Select this check box to hide voided expense reports in the **MyExpenseReports** section on your desktop, or leave it clear to display voided expense reports.
- **Number of My Expense Authorizations** — Select the number of expense authorizations that you want to displays on your Desktop in the **MyExpenseAuthorizations** area. The available options are "1" through "25."
- **Hide Voided Expense Authorizations on Desktop** — Select this check box to hide voided expense authorizations in the **MyExpenseAuthorizations** section on your desktop, or leave it clear to display voided expense authorizations.

Changes to General Configuration and Employee Information

Since the **Default Screen** option is now available to employees from the Employee Preferences screen, as described above, the same field was removed from the following screens:

- **Administration » Product Configuration » General Configuration » General Options** tab
- **Administration » Users & Groups » Employee Information » Defaults** tab

Logon Screen Changes

The background of Deltek Time & Expense logon screen was updated to reflect the new look and feel of the application, and some changes were made to the arrangement of the fields on the screen.

The table below describes specific changes made to certain fields on the login screen.

Field Name	Description
Login ID	There are no changes to this field.
Password	There are no changes to this field.
Domain	There are no changes to this field.
Language	There are no changes to this field, but the Language field label was added. This field only displays if Time & Expense is configured for more than one language.
Login	There are no changes to this field.
Reset	This button was removed from the login screen.
Forgot Your Password?	<p>This link replaces the I've forgotten my password hyperlink. The link is located directly below the Password field for easy recognition.</p> <p>This link displays under the following conditions:</p> <ul style="list-style-type: none"> At least one domain is configured to allow Employee Self Reset of password. The domain is not configured for LDAP. <p>When you click Forgot Your Password?, the Password Self Reset screen displays, where you must provide your Login ID and Domain. You then answer a pre-established security question. Once you correctly answer the question, your</p>

	password is reset to your Government ID.
Change Password After Login	<p>When this box is checked, you are prompted to change your password under the following conditions:</p> <ul style="list-style-type: none"> ○ You logged on using your government ID ○ Your password is expired.
Legal Statement	This hyperlinked text is new. Click the hyperlink to display the Deltek legal statement, which details restrictions regarding the use the Deltek Time & Expense with ESS.

Time Entry Module

Costpoint Salary Proration

Costpoint 7.x now supports salary proration, the adjustment of an employee's salary based on the number of days or hours they worked in the payroll period.

If you want to use the salary proration feature in Costpoint but do not have direct connectivity between Costpoint and Time & Expense, work schedule data must be exported from Time & Expense to Costpoint through a comma delimited file.

To support this requirement, we added the following fields:

- **Costpoint Salary Proration** — This new check box is on the Options tab of **Time » Settings » Time Configuration**. It is available for selection only when *Costpoint 7.x* is selected from the **ASCII Layout** drop-down list.

Select **Costpoint Salary Proration** to enable the exportation of worksheet data to Costpoint.



When you select **Costpoint Salary Proration**, the **Summarize** check box becomes unavailable, except when **Disabled** is selected as the **Export In-Process Timesheets** option. You cannot summarize the timesheet data by line for in-process timesheets.










- **Export Work Schedules** — This new check box was added to the **Time » Process » Export Timesheets** screen. It is available for selection if **Costpoint Salary Proration** is selected on the Export Options tab of **Time » Settings » Time Configuration** screen.

When **Export Work Schedules** is selected at the time an export is executed, Deltek Time & Expense creates a comma delimited file named **TimeAndExpenseWorkSchedules.csv** in the export directory. Upon future exports, the file is overwritten. The file contains the following information:

- Work Schedule Code
- Work Schedule Description
- Date
- Day of Week
- Standard Hours
- Holiday Indicator
- Non Work day Indicator


Timesheet Interface Changes

The hyperlinks on the timesheet form were replaced with the following toolbar

Icon	Function
 Open	Click this icon to open a timesheet.
 Save	Click this icon to save your timesheet.
 Search	Click this icon to search for a timesheet.
 Print	Click this icon to print the timesheet(s), a cell comments report, and a revision audit detail report.
 Audit	Click this icon to view the revision history for a specific timesheet.
 Leave	Click this icon to view all leave balances and detail leave transactions
 Reverse Timesheet	Click this icon to reverse every line on a processed timesheet.
 Off-Line Timesheet	Click this icon create to create a new off-line timesheet or merge an existing off-line timesheet.
 Notes	Click this icon to view additional information, comments, or instructions added to your timesheet by a system administrator or other authorized user

Deltek Mobile Time

Trial Licenses

Trial licensing is now available for the Deltek Mobile Time. This expiration date of the trial license is based on a license file that is created for each client. The date displays in a new Expiration Date column on the About Deltek Time & Expense screen. To open this screen, click  on the top-right toolbar and then select **About Deltek Time & Expense** from the menu.

For more information on obtaining Mobile Time trial licenses, contact your Deltek representative.

Task Launching

Deltek Mobile Time now provides the ability to launch outstanding timesheet tasks (sign and approve). In earlier versions, you view outstanding tasks, but could only access them through the timesheet search function.

When outstanding timesheet tasks exist, they display on the Pending Tasks screen after the user logs on. The tasks are color coded based on the priority of the task, as shown in the image below.



Software Issues Resolved

Descriptions of Software Issues

You will notice that the descriptions of some software defects contain extra information, including ways to work around the defects. For the most part, these issues were addressed before this release through hot fixes, and the additional information was developed to help you decide whether or not you needed to install the hot fixes.

When you install this release, you must install all fixes in the release; you cannot choose to install some and not others. Nevertheless, this additional information has been included in case you instituted some of the workarounds and can now stop using them, or you simply want more background information about the defect repairs.

Billing Backup

Billing Backup

Deltek Defect Tracking Number: 183152

Description: Billing backup scanned for Actuate and returned an error indicating that the report server could not be found.

Customers Impacted: All customers who use this screen.

Workaround Before Fix: None

Additional Notes: None

Blackberry Timesheet

Overall

Defect Number: 154823

Description: When you highlighted hours in a cell and retyped the hours, the highlighted hours were not overwritten.

Impact: User had to remove the hours manually.

Workaround: Use the delete key to remove the old value before saving the new value.

Additional Notes/Comments: You MUST install 8.3 Hot Fix 26 for the Weblogic server

Defect Number: 169685

Description: When you highlighted hours in a cell and retyped the hours, the highlighted hours were not overwritten.

Impact: User had to remove the hours manually.

Workaround: Use the delete key to remove the old value before saving the new value.

Additional Notes/Comments: You MUST install 8.3 Hot Fix 26 for the Weblogic server

Defect Number: 169684

Description: The cursor disappeared when it was placed in the Hours cell of the timesheet.

Impact: There was no indication of the current position of the cursor.

Workaround: None

Additional Notes/Comments: You MUST install 8.3 Hot Fix 26 for the Weblogic server

Defect Number: 169687

Description: When you pressed the Back key from the timesheet, you were not warned that you would lose unsaved changes.

Impact: Unsaved data might be lost.

Workaround: None.

Additional Comments: You MUST install 8.3 Hot Fix 26 for the Weblogic server

Search

Defect Number: 169683

Description: After you located your timesheet using the Get Timesheets feature, you were returned to the regular menu and lost the ability to navigate.

Impact: You could not locate the desired timesheet, and the workaround for the issue was not obvious.

Workaround: Complete the following steps:

1. Press the menu key and select **Search Timesheet(s)** from the menu.
2. Press the menu key and select **Execute Search**.
3. Select the check box at the top to select all the results.
4. Unselect the box next to your name.
5. Press the menu key and select **Get Timesheets(s)**.

Additional Comments: You MUST install 8.3 Hot Fix 26 for the Weblogic server

Submit Save

Defect Number: 168083

Description: When you added a charge, hours on the timesheet were updated incorrectly.

Impact: Hours were not updated correctly.

Workaround: Re-type the hours for the day where the charge number was added.

Additional Notes/Comments: You MUST install 8.3 Hot Fix 26 for the Weblogic server

Defect Number: 169559

Description: Hours deleted from the timesheet reappeared after you clicked **Save**, and you had to enter 0 to clear the hours.

Impact: If 0 is not entered, the timesheet data will be incorrect.

Workaround: Enter 0 instead of deleting the hours.

Additional Notes/Comments: You MUST install 8.3 Hot Fix 26 for the Weblogic server

Submit Sign

Defect Number: 169558

Description: The Error/Warnings did not display the start/end dates of the project.

Impact: Without the start/end date information, the employee could not decide whether to bypass the warning message and save the timesheet.

Workaround: Use the Web browser to sign timesheets and view the warnings.

Additional Notes/Comments: You MUST install 8.3 Hot Fix 26 for the Weblogic server

Summary

Defect Number: 169702

Description: The Timesheet Summary menu option was available for selection from an unsaved timesheet, but should only have been available from a saved timesheet.

Impact: Though you could select the Timesheet Summary option, the screen did not open.

Workaround: None

Additional Notes/Comments: You MUST install 8.3 Hot Fix 26 for the Weblogic server

Validations Save

Defect Number: 153889

Description: When using the Edit Date feature, you received an error message regarding the date, but the date did not display in the message.

Impact: You did not know the end date of the project but were able to use the line number to identify the problem charge.

Workaround: Refer to the line number listed in the error message to identify the line that needs correcting.

Additional Comments: You MUST install Hot Fix 26 for Deltek Mobile Time along with this hot fix.

Defect Number: 169686

Description: When using the Edit Date feature, you received an error message regarding the date, but the date did not display in the message.

Impact: You did not know the end date of the project but were able to use the line number to identify the problem charge.

Workaround: Refer to the line number listed in the error message to identify the line that needs correcting.

Additional Comments: You MUST install Hot Fix 26 for Deltek Mobile Time along with this hot fix.

Desktop

Delegation

Deltek Defect Tracking Number: 153569

Description: When the Admin functional role did not have functional rights, the Admin role did not allow you to approve an expense report.

Customers Impacted: Expense module customers.

Workaround Before Fix: Give the Admin functional role rights to the ER.

Additional Notes: None.

Desktop

Deltek Defect Tracking Number: 178212

Description: The My Outstanding Advances section did not display on the desktop.

Customers Impacted: None.

Workaround Before Fix: None.

Additional Notes: None.

Employee Activity

Employee Activity Inq Rpt

Deltek Defect Tracking Number: 175174

Description: When you selected one employee and printed the report, the cover page did not respect the parameter selection and printed all employee selections.

Customers Impacted: Customers who print the Employee Activity report.

Workaround Before Fix: None

Additional Notes: None.

Employee Class

Timesheet Classes

Defect Number: 160724

Description: You can now select multiple Pay Types when creating a new Timesheet Class.

Impact: Before this correction, you had to attach each Pay Type individually.

Workaround: Attach each Pay Type one at a time.

Additional Notes/Comments: None.

Defect Number: 160726

Description: When setting up a new Timesheet Class, you found that you could only add a single Pay Type at a time. You can now select multiple Pay Types when creating a new Timesheet Class.

Impact: In the case of one customer, there were 3,700 pay types available, so selecting them individually was very cumbersome.

Workaround: Attach each Pay Type one at a time.

Additional Notes/Comments : None

Employee Work Schedule

Deltek Defect Tracking Number: 192113

Description: You were unable to update the employee work schedule when the login used a non English locale.

Customers Impacted: None

Workaround Before Fix: Change the user locale to English.

Additional Notes: None.

ESS Benefits

Retirement Benefits

Deltek Defect Tracking Number: 175349

Description: When you tried to enter a percent/amount value that was not within the minimum and maximum percent in ESS Company Settings, validation messages displayed for a calculation method that was not using the percentage to calculate the deduction amount.

Customers Impacted: ESS customers.

Workaround Before Fix: None.

Additional Notes: None.

ESS Medical

Medical FSA

Defect Number: 160606

Description: Due to recent regulation changes, non-prescription medications, with the exception of insulin, are no longer reimbursable through FSA. To reflect this change, the label on the FSA medical worksheet was updated. The previous label was "Over-the-Counter Medications." The new label is "Diabetic supplies, medical devices, eye glasses, contact lenses, etc."

Impact: The application was updated prior to the change taking effect so the impact is nil.

Workaround: None.

Additional Notes/Comments: None.

Defect Number: 160974

Description: Due to recent regulation changes, non-prescription medications, with the exception of insulin, are no longer reimbursable through FSA. To reflect this change, the label on the FSA medical worksheet was updated. The previous label was "Over-the-Counter Medications." The new label is "Diabetic supplies, medical devices, eye glasses, contact lenses, etc."

Impact: The application was updated prior to the change taking effect so the impact is nil.

Workaround: None.

Additional Notes/Comments: None.

ESS Pay Stub Options

Pay Stub Options

Defect Number: 163228

Description: The paystubs generated for California employees did not display the inclusive dates of the pay period or all the applicable hourly rates, which are required by law to display.

Impact: Fines may be assessed if this information is missing.

Workaround: None.

Additional Notes/Comments: None.

Defect Number: 163487

Description: The paystubs generated for California employees did not display the inclusive dates of the pay period or all the applicable hourly rates, which are required by law to display.

Impact: Fines may be assessed if this information is missing.

Workaround: None.

Additional Notes/Comments: None.

ESS Payroll

Electronic Paystub

Defect Number: 169490

Description: New York state requires that the employer phone number must be shown on the pay stub. To satisfy this requirement, a line to display the phone number was added to the pay stub, and it will display for all states.

Impact : The information provided on the pay stub did not fully comply with New York state requirements.

Workaround(s): None

Additional Notes/Comments: None

Payroll Checks or Options

Defect Number: 163780

Description: When the **Include Pay Rate on paychecks and Advices** check box was selected in the Costpoint State Taxes screen, an unexpected error occurred when you tried to open the Paychecks screen in Time & Expense.

Impact: You could not access the Paychecks screen.

Workaround: None

Additional Notes/Comments: None

Defect Number: 163778

Description: When the Include Pay Rate on paychecks and Advices check box was selected in the Costpoint State Taxes screen, an unexpected error occurred when you tried to open the Paychecks screen in Time & Expense.

Impact: You could not access the Paychecks screen.

Workaround: None

Additional Notes/Comments: None

ESS State Withholding

State Withholding

Deltek Defect Tracking Number: 184982

Description: A 9002 error displayed when employees saved changes on the Other Withholding tab, and updates to the Additional Withholding State could not be saved.

Customers impacted: ESS customers.

Workaround before fix: None.

Additional notes: None.

Expense Authorization

Status Inquiry Report or Print

Deltek Defect Tracking Number: 162900

Description: On expense authorizations, approval tasks immediately went to a high priority despite the upgrade times being set in the Expense Report Type/Expense Authorization Tasks screen, which meant that Expense system administrators did know whether employees were are delinquent in completing their assigned tasks.

Customers Impacted: Expense system administrators.

Workaround Before Fix: None.

Additional Notes: None.

Expense

Travel Commitments Inquiry

Deltek Defect Tracking Number: 183489

Description: When the **As of Date** field was selected and the field was blank, no error message was provided.

Customers Impacted: All customers.

Workaround Before Fix: None

Additional Notes: None.

Deltek Defect Tracking Number:183492

Description: When **Range** was selected for Projects and the **From** field was blank, an error message (E0809) displayed when it should not have.

Customers Impacted: All customers.

Workaround Before Fix: None.

Additional Notes: None.

Expense Report

Deltek Defect Tracking Number: 182361

Description: When you stored attachments in the file system, the generated file name could not contain a colon.

Customers Impacted: Expense module customers.

Workaround Before Fix: None.

Additional Notes: None.

ER Approve

Deltek Defect Tracking Number: 172781

Description: Delegation of approval did not allow the delegate to approve expense reports.

Customers Impacted: Expense module customers.

Workaround Before Fix: Assign the delegate the same role as the delegator.

Additional Notes: None.

Deltek Defect Tracking Number: 173102

Description: The backup line level approver was unable to approve expense reports, and you had to manually add the administrator to the supervisor's tab of the project as the primary role before the expense report could be approved.

Customers Impacted: Expense module customers.

Workaround Before Fix: Assign the backup the primary role.

Additional Notes: None.

ER Print

Defect Number: 161189

Description: When you printed the Expense Report Detail report, the report showed the base currency code instead of the employee's Pay currency code.

Impact: Potential confusion as to the currency that is displayed.

Workaround: Ignore the displayed currency code. The amounts are correct and always in the pay currency. Only the currency label is incorrect.

Additional Notes/Comments: None.

Defect Number: 161186

Description: Expense lines with a negative total did not display the negative amount in the Total column of the ER Summary report.

Impact: The Total column does not display the negative amount, which causes the manual calculation of the column to differ from the actual totals printed on the report.

Workaround: Do not manually total the expenses. Refer to the total amount due to the employee and company, because those amounts are correct.

Additional Notes/Comments: None.

ER Sign

Defect Number: 172768

Description: User Directed Workflow was not triggered after a correcting expense report was submitted.

Impact: If workflow tasks are not generated, supervisors cannot approve corrected expense reports in a timely manner.

Workaround: The supervisor should search for the expense report and click Approve.

Additional Notes/Comments: None.

Defect Number: 174978

Description: After charge allocation percentages were modified on a correcting expense report where Line Level Approval was required, you found that the Task Due Date/Time stamp did not update correctly, which prevented the workflow from restarting.

Impact: The supervisor did not receive a workflow notice for the corrected expense report.

Workaround: The supervisor should search for the expense report, display the Supporting Schedules, and then click Approve for that expense.

Additional Notes/Comments: None.

Deltek Defect Tracking Number: 182782

Description: When there was no task to attach an attachment, the record attachment (Paper approvals) task was not generated.

Customers Impacted: Only those who want to use the Record function but not attach the digital copy of the paper expense.

Workaround Before Fix: Add a task to attach a receipt.

Additional Notes: None.

Expense Wizard - Car Wizard

Defect Number: 159824

Description: When a single expense amount was distributed over several days, the reimbursement amount was calculated with improper rounding.

Impact: The exact amount was not reimbursed.

Workaround: Have the employee enter the total expense amount on the last day of the expense reporting period instead of distributing it over multiple days.

Additional Notes/Comments: None.

Defect Number: 160579

Description: Due to improper rounding, an expense reimbursement amount may not total correctly when distributed over several days.

Impact: The exact amount was not reimbursed.

Workaround: Have the employee enter the total expense amount on the last day of the expense reporting period instead of distributing it over multiple days.

Additional Notes/Comments: None.

Expense Wizard - Lodging Wizard

Deltek Defect Tracking Number: 180556

Description: When you entered a lodging expense, the over ceiling and under ceiling values calculated and displayed correctly, but in Edit mode, the numbers recalculated incorrectly.

Customers Impacted: Employees entering expense reports.

Workaround Before Fix: None.

Additional Notes: None.

Expense Wizard - Meals or Entertainment Wizard

Defect Number: 160024

Description: Due to an earlier update made to the Expense module, the **Per Diem Meals** check boxes were no longer checked automatically. To correct this, a row of check boxes was added to the header and rows of the Meals Detail table, which enables you to simultaneously select all meals or all meals for a specific date.

Impact: You had to manually select each check box to claim the appropriate meal.

Workaround: Select the check box for each meal manually.

Additional Notes/Comments: None

Defect Number: 160025

Description: Due to an earlier update made to the Expense module, the Per Diem Meals check boxes were no longer checked automatically. To correct this, a row of check boxes was added to the header and rows of the Meals Detail table, which enables you to simultaneously select all meals or all meals for a specific date.

Impact: You had to manually select each check box to claim the appropriate meal.

Workaround: Select the check box for each meal manually.

Additional Notes/Comments: None

Deltek Defect Tracking Number: 175345

Description: When you created an expense authorization or expense report, the advance amount was not applied.

Customers Impacted: You could not apply advances on expenses.

Workaround: None

Additional Notes/Comments: None

Expense Wizard - Other or Mileage Wizard

Defect Number: 159563

Description: An expense reimbursement amount was overpaid by a few cents when a single expense was distributed over several days.

Impact: The employee was reimbursed an incorrect amount.

Workaround: Have the employee enter the total expense amount into a single day instead of spreading it over multiple days.

Additional Notes/Comments: None.

Defect Number: 160578

Description: Due to improper rounding, an expense reimbursement amount may not total correctly when distributed over several days.

Impact: The employee was reimbursed an incorrect amount.

Workaround: Have the employee enter the total expense into a single day instead of spreading it over multiple days.

Additional Notes/Comments: None.

Expense Report Overall

Deltek Defect Tracking Number: 191836

Description: 'Revised By' field was null on the ER Revisions schedule when you added or removed a location.

Customers Impacted: Expense module customers.

Workaround Before Fix: None

Additional Notes: None.

Expense Report Types

Expense Report Types

Deltek Defect Tracking Number: 184420

Description: When the End Date was earlier than the Start Date, an error displayed after you updated an expense report or expense authorization task.

Customers Impacted: Expense module customers.

Workaround Before Fix: None

Additional Notes: None.

Export

Export ER and Advances

Deltek Defect Tracking Number: 183815

Description: When you cleared the Expense Reports or Advances check boxes, the disabled data was enabled again, when the screen refreshed.

Customers Impacted: All Expense module customers.

Workaround Before Fix: None.

Additional Notes: None.

Import

Import Console

Defect Number: 160218

Description: When you imported per diem files using the import console, an extra \$5.00 was added to the total incidental amount for meals.

Impact: The meal amount was incorrect.

Workaround: Use the per diem preprocessor to import the files.

Additional Notes/Comments: None

Defect Number: 160252

Description: When you imported per diem files using the import console, an extra \$5.00 was added to the total incidental amount for meals.

Impact: The meal amount was incorrect.

Workaround: Use the per diem preprocessor to import the files.

Additional Notes/Comments: Prior to applying Time & Expense 8.2.1 Hot Fix 50, you must first apply Hot Fix 36.

Import Master Tables

Defect Number: 162725

Description: Period of Performance (POP) dates were not updated when you imported an Accounts(UDT01) file that included new dates.

Impact: You had to manually correct each occurrence.

Workaround: Manually update the dates in TESS.

Additional Notes/Comments: None.

Defect Number: 163671

Description: Period of Performance (POP) dates were not updated when you imported a file that included new dates.

Impact: You had to manually correct each occurrence.

Workaround: Manually update the dates in TESS.

Additional Notes/Comments: None.

Maintain Expenses

Enter Edit Delete Expenses

Defect Number: 160991

Description: When you edit or enter an expense in Maintain Expenses, you are no longer required to enter a Departure/Start date or a Return/End date. This change was made because these dates are no longer required for transaction posting.

Impact: Previously, employees entering expense transactions could not add or edit records unless they had the Departure/Start and/or the Return/End date information.

Workaround: The employee must obtain the date information before completing the transaction.

Additional Notes/Comments: None

Import Expenses

Deltek Defect Tracking Number: 172562

Description: Because the transaction ID for Transaction Type 27 was the same as another record, you received an unexpected error.

Customers Impacted: Customers importing expense data.

Workaround Before Fix: Manually enter records in Maintain expenses.

Additional Notes: None.

Post Expenses

Defect Number: 160406

Description: Departure/Start and/or Return/End date information is no longer required to post transactions.

Impact: You could not post transactions when the dates were not included.

Workaround: Obtain the Date information before completing the transaction.

Additional Notes/Comments: None

Print TS by Charge

Print TS by Charge

Deltek Defect Tracking Number: 154719

Description: When printing timesheets, you could only sort them by employee ID, not by employee name. You now have the option to sort by employee last name if the employee ID is suppressed.

Customers Impacted: Customers who need to sort timesheets by employee name.

Workaround: None.

Additional Notes/Comments: None.

Timesheet

CP Direct Lookup

Defect Number: 163922

Description: When employees selected an MO charge using Costpoint Direct Lookup, the account number did not default on the timesheet and a "Timesheet Incomplete" error was generated when saving the timesheet.

Impact: Employees frequently selected the incorrect account number because the correct one did not default as expected.

Workaround: Allow employees to select the account number by displaying the Account column on the timesheet.

Additional Notes/Comments: None.

Line Level Approval

Deltek Defect Tracking Number: 188453

Description: A line-level approval charge changed to Pending after a the line comment or cell comment was modified.

Customers Impacted: Customers who use line-level approval.

Workaround Before Fix: None.

Additional Notes: None.

Reverse Timesheet

Defect Number: 161747

Description: When reversing a timesheet, the overtime was not properly validated when timesheet hours were entered using the Time In/Out clock.

Impact: Employee could not save the timesheet to continue with normal process.

Workaround(s): None.

Additional Notes/Comments: None.

Deltek Defect Tracking Number: 161748

Description: When reversing a timesheet, the overtime was not properly validated when timesheet hours were entered using the Time In/Out clock.

Customers Impacted: Employee could not save the timesheet to continue with normal process.

Workaround(s): None.

Additional Notes/Comments: None.

Sign

Defect Number: 174158

Description: When overtime was entered at the beginning of the week, the employee received a timesheet error indicating that forty regular hours must be worked before overtime could be recorded. The message should not have displayed because **Timesheet Classes » Overtime Rules » Based On** was selected as *Whole Week*.

Impact: The employee could not successfully submit the timesheet unless **Timesheet Classes » Overtime Rules » Edit** was changed from *Hard Edit* to *Soft Edit*.

Workaround: Change the **Timesheet Classes » Overtime Rules » Edit** to *Soft Edit*.

Additional Notes: None.

Time In or Out

Defect Number: 166612

Description: When you re-opened the Time In/Out dialog box after saving a timesheet where the Lunch Start and Lunch End time exceeded one hour, the Lunch End time changed from a.m. to p.m., and the hours recalculated incorrectly.

Impact: The hours for the lunch period were incorrect, and you could not sign your timesheet.

Workaround: None.

Additional Notes/Comments: This error only occurred when the lunch period exceeded one hour.

Time In or Out with Lunch

Defect Number: 160699

Description: Time In/Time Out hours were calculated incorrectly when entered on overlapping days. For example, when Time Out hours were entered the day after Time In hours, as occurs on a mid-shift, the hours were calculated higher than the actual amount worked.

Impact: Employees had to inaccurately record the hours as occurring on a single day and enter a comment to clarify the actual hours worked.

Workaround: In Timesheet Classes, change the **Time In/Out** field to require a Soft Edit instead of Hard Edit.

Additional Notes/Comments: None.

Deltek Defect Tracking Number: 160700

Description: After upgrading to version 8.3.0.3, you found that the Time In/Time Out hours were calculated incorrectly when entered on overlapping days. For example, when Time Out hours were entered the day after Time In hours, as occurs on a mid-shift, the hours were calculated higher than the actual amount worked.

Customers Impacted: Employees had to inaccurately record the hours as occurring on a single day and enter a comment to clarify the actual hours worked.

Workaround: In Timesheet Classes, change the **Time In/Out** field to require a Soft Edit instead of Hard Edit.

Additional Notes/Comments: None.

Deltek Defect Tracking Number: 164057

Description: When Time In/Time Out spanned two days and the lunch start/end times occurred on the first day, the total work hours were not calculated correctly.

Customers Impacted: If **Time In/Out** in Timesheet Classes was set to *Required/Hard Edit*, the employee could not sign the timesheet.

Workaround: Change the **Time In/Out** drop-down option to *Required/Soft Edit*.

Additional Notes/Comments: Prior to applying this Hot Fix, you must first apply Hot Fixes TE8303HF10.zip and TE8303HF16.zip.

Defect Number: 174985

Description: When **Time In/Out** was enabled in Timesheet Classes, timesheets could not be saved when Default Time In, Default Time Out, Default Lunch Start Time, and Default Lunch End Time were set to mid-shift/night-shift hours in Work Schedules.

Impact: Timesheets for workers on those shifts could not be saved.

Workaround: None

Additional Notes/Comments: None.

Timesheet Start or Stop Times

Deltek Defect Tracking Number: 183618

Description: When start and stop times fell between two days, the total time entered calculated incorrectly.

Customers Impacted: Time Entry customers who use the Start/Stop Time feature.

Workaround Before Fix: None.

Additional Notes: None.

Timesheet Print

Deltek Defect Tracking Number: 191632

Description: When you printed revisions, the following issues were encountered:

1. If there were four revisions, each page displayed the same revision but different data. It should have displayed specific data related to each revision.
2. When a single revision had more than a single row of changes, only the first row of changes printed, even when the audit dialog showed the multiple lines.
3. When it was configured to Show ID, the audit dialog displayed the ID, but the printed version did not show the ID in the body of the revision details.
4. "null" printed in header area when no revision comments were required, and the Audit dialog showed a blank field.

Customers Impacted: Anyone customers who print revisions.

Workaround Before Fix: None.

Deltek Defect Tracking Number: 194646

Description: When you printed a single timesheet, the server took from seconds to minutes.

Customers Impacted: All

Workaround Before Fix: None

Additional Notes: None

UDT10

UDT10

Defect Number: 160723

Description: Previously, when choosing a Pay Type, you had to select it from a drop-down list. This field was modified so that it is now a Lookup field, making it easier to quickly locate the desired Pay Type.

Impact: In the case of one customer, the drop-down list contained 3,700 pay types, so selecting one was very cumbersome.

Workaround: Manually scroll through multiple Pay Types using the drop-down list.

Additional Notes/Comments: None

Defect Number: 160722

Description: The Pay Type fields (UDT 10) were converted to Lookup fields.

Impact: Previously, when choosing a Pay Type, you had to select it from a drop-down field.

Workaround: Manually scroll through the drop-down list to select the desired Pay Type.

Additional Notes/Comments: None.

Utilities

Change TS Status

Defect Number: 160455

Description: When you processed large volumes of data, the Change TS Status utility timed out.

Impact: You could not successfully run the process.

Workaround: Use smaller batches when running the process.

Additional Notes/Comments: None.

Deltek Defect Tracking Number: 160457

Description: When you processed large volumes of data, the Change TS Status utility timed out.

Customers Impacted: You could not successfully run the process.

Workaround: Use smaller batches when running the process.

Additional Notes/Comments: None.

Workflow

Expense Workflow (New)

Deltek Defect Tracking Number: 183820

Description: An incorrect email was sent when you approved an Expense Authorization cash advance request.

Customers Impacted: Expense module customers.

Workaround Before Fix: None.

Additional Notes: None.

Database Changes for the 8.3 to 9.0.0.2 TC_0000 Schema

This section includes the changes made to the database for this release.

Columns Added

TABLE	COLUMN
IMPORT_EXP_RPT_ADVANCE_PAYMENT	ADVANCE_ID
IMPORT_EXP_RPT_ADVANCE_PAYMENT	DISPLAY_ADVANCE_ID
SCHEMA_CONFIG	LUMIGENT_ENABLED_FL
SCHEMA_CONFIG	S_STORAGE_METHOD_CD

Database Changes for the 8.3 to 9.0.0.2 TC_0001 Schema

This section includes the changes made to the database for this release.

Tables Added

TABLE
ATTACHMENT
CORRECT_EXP_RPT_CHARGE_WARNING
CORRECT_EXP_RPT_EXPENSE_WARN
CORRECT_EXP_RPT_WARNING
CORRECT_TASK
CORRECT_TASK_EMPL
EXPORT_ADVANCE
EXP_ADVANCE
EXP_ADVANCE_REVISION
EXP_AUTH_CHARGE_WARNING
EXP_AUTH_EXPENSE_WARNING
EXP_AUTH_WARNING
EXP_COMMIT_DETL
EXP_RPT_CHARGE_WARNING
EXP_RPT_EXPENSE_WARNING
EXP_RPT_TYPE_TASK
EXP_RPT_WARNING
EXP_TYPE_TASK
GENERAL_CONFIG_ATTACHMENT
GENERAL_CONFIG_ATTACHMENT_LBLS
IMPORT_LOG
LOCATION

TABLE
MENU
TASK
TASK_EMPL
TEMP_EXP_ADVANCE
TEMP_EXP_ADVANCE_REVISION
TEMP_EXP_AUTH_LOCATION
TEMP_EXP_RPT_ADVANCE
TEMP_EXP_RPT_LOCATION
TEMP_TASK
TEMP_TASK_EMPL
Z_ADV_EXPORT01
Z_ADV_EXPORT02
Z_ADV_EXPORT03
Z_ADV_EXPORT04
Z_ADV_EXPORT05
Z_ADV_EXPORT06
Z_ADV_EXPORT07
Z_ADV_EXPORT08
Z_ADV_EXPORT09
Z_ADV_EXPORT10
Z_COMMIT_EXPORT01
Z_COMMIT_EXPORT02
Z_COMMIT_EXPORT03
Z_COMMIT_EXPORT04
Z_COMMIT_EXPORT05
Z_COMMIT_EXPORT06
Z_COMMIT_EXPORT07

TABLE
Z_COMMIT_EXPORT08
Z_COMMIT_EXPORT09
Z_COMMIT_EXPORT10

Tables Dropped

TABLE
DESKTOP_EXPENSE_TASKS
EMPL_LOCATION
EXP_AUTH_TASKS
EXP_RPT_TASKS
EXP_RPT_TYPE_AUTH_TASKS
EXP_RPT_TYPE_TASKS

Columns Dropped

TABLE	COLUMN
CORRECT_EXP_RPT	ADVANCE_EXPENSE_REF_CD
CORRECT_EXP_RPT	ADVANCE_UDT01_ID
CORRECT_EXP_RPT	ADVANCE_UDT02_ID
CORRECT_EXP_RPT	ADVANCE_UDT03_ID
CORRECT_EXP_RPT	ADVANCE_UDT04_ID
CORRECT_EXP_RPT	ADVANCE_UDT05_ID
CORRECT_EXP_RPT	ADVANCE_UDT06_CP_COMPANY_CD
CORRECT_EXP_RPT	ADVANCE_UDT06_ID
CORRECT_EXP_RPT	ADVANCE_UDT07_CP_COMPANY_CD
CORRECT_EXP_RPT	ADVANCE_UDT07_ID
CORRECT_EXP_RPT	ADVANCE_UDT08_ID
CORRECT_EXP_RPT	ADVANCE_UDT09_ID

TABLE	COLUMN
CORRECT_EXP_RPT	ADVANCE_UDT10_ID
CORRECT_EXP_RPT	ADVANCE_UDT11_ID
CORRECT_EXP_RPT	ADVANCE_UDT12_ID
CORRECT_EXP_RPT	ADVANCE_UDT13_ID
CORRECT_EXP_RPT	ADVANCE_UDT14_ID
CORRECT_EXP_RPT	ADVANCE_UDT15_ID
CORRECT_EXP_RPT	CITY_NAME
CORRECT_EXP_RPT	COUNTRY_NAME
CORRECT_EXP_RPT	COUNTY_NAME
CORRECT_EXP_RPT	CREATED_EXP_RPT_DTT
CORRECT_EXP_RPT	MULTIPLE_LOCATIONS_FL
CORRECT_EXP_RPT	STATE_NAME
CORRECT_EXP_RPT	SUBMITTED_EXP_RPT_DTT
CORRECT_EXP_RPT_ADVANCE	ADVANCE_DT
CORRECT_EXP_RPT_ADVANCE	ADVANCE_REFERENCE_CD
CORRECT_EXP_RPT_EXPENSE	CITY_NAME
CORRECT_EXP_RPT_EXPENSE	COUNTRY_NAME
CORRECT_EXP_RPT_EXPENSE	COUNTY_NAME
CORRECT_EXP_RPT_EXPENSE	STATE_NAME
CORRECT_EXP_RPT_LOCATION	CITY_NAME
CORRECT_EXP_RPT_LOCATION	COUNTRY_NAME
CORRECT_EXP_RPT_LOCATION	COUNTY_NAME
CORRECT_EXP_RPT_LOCATION	LOCATION_DESC
CORRECT_EXP_RPT_LOCATION	STATE_NAME
DESKTOP_EXPENSE_TASKS	ALLOCATION_ID
DESKTOP_EXPENSE_TASKS	DELEGATED_FL
DESKTOP_EXPENSE_TASKS	EMPL_ID

TABLE	COLUMN
DESKTOP_EXPENSE_TASKS	EXP_RPT_ID
DESKTOP_EXPENSE_TASKS	FUNCTIONAL_ROLE_CD
DESKTOP_EXPENSE_TASKS	HIGH_TASK_DTT
DESKTOP_EXPENSE_TASKS	MED_TASK_DTT
DESKTOP_EXPENSE_TASKS	MODIFIED_BY
DESKTOP_EXPENSE_TASKS	ORIGINATOR_NAME
DESKTOP_EXPENSE_TASKS	ROWVERSION
DESKTOP_EXPENSE_TASKS	S_TASK_CD
DESKTOP_EXPENSE_TASKS	TASK_DESC
DESKTOP_EXPENSE_TASKS	TASK_DTT
DESKTOP_EXPENSE_TASKS	TASK_TEXT
DESKTOP_EXPENSE_TASKS	TIME_STAMP
EMPL_LOCATION	CITY_NAME
EMPL_LOCATION	COUNTRY_NAME
EMPL_LOCATION	COUNTY_NAME
EMPL_LOCATION	EMPL_ID
EMPL_LOCATION	LOCATION_DESC
EMPL_LOCATION	LOCATION_TEXT
EMPL_LOCATION	MODIFIED_BY
EMPL_LOCATION	ROWVERSION
EMPL_LOCATION	SEQ_NO
EMPL_LOCATION	STATE_NAME
EMPL_LOCATION	TIME_STAMP
EMPL_PREFERENCE	S_DFLT_SCREEN_CD
EXP_AUTH	ADVANCE_REASON_TEXT
EXP_AUTH	BASE_ADVANCE_AMT
EXP_AUTH	CITY_NAME

TABLE	COLUMN
EXP_AUTH	COUNTRY_NAME
EXP_AUTH	COUNTY_NAME
EXP_AUTH	CREATED_EXP_AUTH_DTT
EXP_AUTH	MULTIPLE_LOCATIONS_FL
EXP_AUTH	PAY_ADVANCE_AMT
EXP_AUTH	STATE_NAME
EXP_AUTH	SUBMITTED_EXP_AUTH_DTT
EXP_AUTH	S_AUTH_ADV_STATUS_CD
EXP_AUTH_EXPENSE	CITY_NAME
EXP_AUTH_EXPENSE	COUNTRY_NAME
EXP_AUTH_EXPENSE	COUNTY_NAME
EXP_AUTH_EXPENSE	STATE_NAME
EXP_AUTH_LOCATION	CITY_NAME
EXP_AUTH_LOCATION	COUNTRY_NAME
EXP_AUTH_LOCATION	COUNTY_NAME
EXP_AUTH_LOCATION	LOCATION_DESC
EXP_AUTH_LOCATION	STATE_NAME
EXP_AUTH_TASKS	ALLOCATION_ID
EXP_AUTH_TASKS	BACKUP_FUNCTIONAL_ROLE_CD
EXP_AUTH_TASKS	CHAIN_SEQ_NO
EXP_AUTH_TASKS	EXP_AUTH_ID
EXP_AUTH_TASKS	FUNCTIONAL_ROLE_CD
EXP_AUTH_TASKS	HIGH_TASK_DTT
EXP_AUTH_TASKS	MED_TASK_DTT
EXP_AUTH_TASKS	MODIFIED_BY
EXP_AUTH_TASKS	NOTIFY_BACKUP_HIGH_FL
EXP_AUTH_TASKS	NOTIFY_BACKUP_LOW_FL

TABLE	COLUMN
EXP_AUTH_TASKS	NOTIFY_BACKUP_MED_FL
EXP_AUTH_TASKS	NOTIFY_FL
EXP_AUTH_TASKS	NOTIFY_PRIMARY_HIGH_FL
EXP_AUTH_TASKS	NOTIFY_PRIMARY_LOW_FL
EXP_AUTH_TASKS	NOTIFY_PRIMARY_MED_FL
EXP_AUTH_TASKS	ROWVERSION
EXP_AUTH_TASKS	S_TASK_CD
EXP_AUTH_TASKS	TASK_COMPLETE_DTT
EXP_AUTH_TASKS	TASK_COMPLETE_FL
EXP_AUTH_TASKS	TASK_DUE_DTT
EXP_AUTH_TASKS	TASK_EMPL_ID
EXP_AUTH_TASKS	TIME_STAMP
EXP_AUTH_TASKS	USER_DIRECTED_FL
EXP_CLASS	NOTIFY_ADVANCE_APPROVE_FL
EXP_CLASS	NOTIFY_ADVANCE_PAID_FL
EXP_CLASS	NOTIFY_ADVANCE_REJECT_FL
EXP_CLASS	NOTIFY_APPROVE_EXPENSE_FL
EXP_CLASS	NOTIFY_APPROVE_FL
EXP_CLASS	NOTIFY_AUTH_CHARGE_APPROVE_FL
EXP_CLASS	NOTIFY_AUTH_CHARGE_REJECT_FL
EXP_CLASS	NOTIFY_EXPENSE_IMPORT_FL
EXP_CLASS	NOTIFY_EXP_AUTH_APPROVE_FL
EXP_CLASS	NOTIFY_EXP_AUTH_REJECT_FL
EXP_CLASS	NOTIFY_EXP_AUTH_REVISE_FL
EXP_CLASS	NOTIFY_EXP_AUTH_SIGN_FL
EXP_CLASS	NOTIFY_EXP_AUTH_VOID_FL
EXP_CLASS	NOTIFY_IMAGE_FL

TABLE	COLUMN
EXP_CLASS	NOTIFY_PAYMENT_FL
EXP_CLASS	NOTIFY_RECEIPT_FL
EXP_CLASS	NOTIFY_REJECT_EXPENSE_FL
EXP_CLASS	NOTIFY_REJECT_FL
EXP_CLASS	NOTIFY_REVISE_FL
EXP_CLASS	NOTIFY_SIGN_FL
EXP_CLASS	NOTIFY_VOID_FL
EXP_CLASS	TASK_ADVANCE_APPROVE_FL
EXP_CLASS	TASK_ADVANCE_PAID_FL
EXP_CLASS	TASK_ADVANCE_REJECT_FL
EXP_CLASS	TASK_APPROVE_EXPENSE_FL
EXP_CLASS	TASK_APPROVE_FL
EXP_CLASS	TASK_AUTH_CHARGE_APPROVE_FL
EXP_CLASS	TASK_AUTH_CHARGE_REJECT_FL
EXP_CLASS	TASK_EXPENSE_IMPORT_FL
EXP_CLASS	TASK_EXP_AUTH_APPROVE_FL
EXP_CLASS	TASK_EXP_AUTH_REJECT_FL
EXP_CLASS	TASK_EXP_AUTH_REVISE_FL
EXP_CLASS	TASK_EXP_AUTH_SIGN_FL
EXP_CLASS	TASK_EXP_AUTH_VOID_FL
EXP_CLASS	TASK_IMAGE_FL
EXP_CLASS	TASK_PAYMENT_FL
EXP_CLASS	TASK_RECEIPT_FL
EXP_CLASS	TASK_REJECT_EXPENSE_FL
EXP_CLASS	TASK_REJECT_FL
EXP_CLASS	TASK_REVISE_FL
EXP_CLASS	TASK_SIGN_FL

TABLE	COLUMN
EXP_CLASS	TASK_VOID_FL
EXP_CONFIG	PRINT_BARCODE_FL
EXP_CONFIG	S_BARCODE_CONTENT_CD
EXP_RPT	ADVANCE_EXPENSE_REF_CD
EXP_RPT	ADVANCE_UDT01_ID
EXP_RPT	ADVANCE_UDT02_ID
EXP_RPT	ADVANCE_UDT03_ID
EXP_RPT	ADVANCE_UDT04_ID
EXP_RPT	ADVANCE_UDT05_ID
EXP_RPT	ADVANCE_UDT06_CP_COMPANY_CD
EXP_RPT	ADVANCE_UDT06_ID
EXP_RPT	ADVANCE_UDT07_CP_COMPANY_CD
EXP_RPT	ADVANCE_UDT07_ID
EXP_RPT	ADVANCE_UDT08_ID
EXP_RPT	ADVANCE_UDT09_ID
EXP_RPT	ADVANCE_UDT10_ID
EXP_RPT	ADVANCE_UDT11_ID
EXP_RPT	ADVANCE_UDT12_ID
EXP_RPT	ADVANCE_UDT13_ID
EXP_RPT	ADVANCE_UDT14_ID
EXP_RPT	ADVANCE_UDT15_ID
EXP_RPT	CITY_NAME
EXP_RPT	COUNTRY_NAME
EXP_RPT	COUNTY_NAME
EXP_RPT	CREATED_EXP_RPT_DTT
EXP_RPT	MULTIPLE_LOCATIONS_FL
EXP_RPT	STATE_NAME

TABLE	COLUMN
EXP_RPT	SUBMITTED_EXP_RPT_DTT
EXP_RPT_ADVANCE	ADVANCE_DT
EXP_RPT_ADVANCE	ADVANCE_REFERENCE_CD
EXP_RPT_EXPENSE	CITY_NAME
EXP_RPT_EXPENSE	COUNTRY_NAME
EXP_RPT_EXPENSE	COUNTY_NAME
EXP_RPT_EXPENSE	STATE_NAME
EXP_RPT_LOCATION	CITY_NAME
EXP_RPT_LOCATION	COUNTRY_NAME
EXP_RPT_LOCATION	COUNTY_NAME
EXP_RPT_LOCATION	LOCATION_DESC
EXP_RPT_LOCATION	STATE_NAME
EXP_RPT_TASKS	ALLOCATION_ID
EXP_RPT_TASKS	BACKUP_FUNCTIONAL_ROLE_CD
EXP_RPT_TASKS	CHAIN_SEQ_NO
EXP_RPT_TASKS	EXP_RPT_ID
EXP_RPT_TASKS	FUNCTIONAL_ROLE_CD
EXP_RPT_TASKS	HIGH_TASK_DTT
EXP_RPT_TASKS	MED_TASK_DTT
EXP_RPT_TASKS	MODIFIED_BY
EXP_RPT_TASKS	NOTIFY_BACKUP_HIGH_FL
EXP_RPT_TASKS	NOTIFY_BACKUP_LOW_FL
EXP_RPT_TASKS	NOTIFY_BACKUP_MED_FL
EXP_RPT_TASKS	NOTIFY_FL
EXP_RPT_TASKS	NOTIFY_PRIMARY_HIGH_FL
EXP_RPT_TASKS	NOTIFY_PRIMARY_LOW_FL
EXP_RPT_TASKS	NOTIFY_PRIMARY_MED_FL

TABLE	COLUMN
EXP_RPT_TASKS	ROWVERSION
EXP_RPT_TASKS	S_TASK_CD
EXP_RPT_TASKS	TASK_COMPLETE_DTT
EXP_RPT_TASKS	TASK_COMPLETE_FL
EXP_RPT_TASKS	TASK_DUE_DTT
EXP_RPT_TASKS	TASK_EMPL_ID
EXP_RPT_TASKS	TIME_STAMP
EXP_RPT_TASKS	USER_DIRECTED_FL
EXP_RPT_TYPE	S_EXPORT_CD
EXP_RPT_TYPE	TRACK_MULTIPLE_LOCATIONS_FL
EXP_RPT_TYPE_AUTH_TASKS	ALWAYS_CREATE_EXP_RPT_TASK_FL
EXP_RPT_TYPE_AUTH_TASKS	BACKUP_FUNCTIONAL_ROLE_CD
EXP_RPT_TYPE_AUTH_TASKS	CHAIN_SEQ_NO
EXP_RPT_TYPE_AUTH_TASKS	COMPLETE_TASK_DAYS
EXP_RPT_TYPE_AUTH_TASKS	COMPLETE_TASK_HOURS
EXP_RPT_TYPE_AUTH_TASKS	COMPLETE_TASK_MINS
EXP_RPT_TYPE_AUTH_TASKS	EXP_RPT_TYPE_CD
EXP_RPT_TYPE_AUTH_TASKS	FUNCTIONAL_ROLE_CD
EXP_RPT_TYPE_AUTH_TASKS	HIGH_PRIORITY_DAYS
EXP_RPT_TYPE_AUTH_TASKS	HIGH_PRIORITY_HRS
EXP_RPT_TYPE_AUTH_TASKS	HIGH_PRIORITY_MINS
EXP_RPT_TYPE_AUTH_TASKS	INCLUDE_BACKUP_ROLE_FL
EXP_RPT_TYPE_AUTH_TASKS	MAX_CASH_ADVANCE_AMT
EXP_RPT_TYPE_AUTH_TASKS	MAX_EXPENSE_AMT
EXP_RPT_TYPE_AUTH_TASKS	MED_PRIORITY_DAYS
EXP_RPT_TYPE_AUTH_TASKS	MED_PRIORITY_HRS
EXP_RPT_TYPE_AUTH_TASKS	MED_PRIORITY_MINS

TABLE	COLUMN
EXP_RPT_TYPE_AUTH_TASKS	MIN_CASH_ADVANCE_AMT
EXP_RPT_TYPE_AUTH_TASKS	MIN_EXPENSE_AMT
EXP_RPT_TYPE_AUTH_TASKS	MODIFIED_BY
EXP_RPT_TYPE_AUTH_TASKS	NOTIFY_FL
EXP_RPT_TYPE_AUTH_TASKS	ROWVERSION
EXP_RPT_TYPE_AUTH_TASKS	S_INIT_PRIORITY_CD
EXP_RPT_TYPE_AUTH_TASKS	S_TASK_CD
EXP_RPT_TYPE_AUTH_TASKS	TIME_STAMP
EXP_RPT_TYPE_AUTH_TASKS	USER_DIRECTED_FL
EXP_RPT_TYPE_TASKS	BACKUP_FUNCTIONAL_ROLE_CD
EXP_RPT_TYPE_TASKS	CHAIN_SEQ_NO
EXP_RPT_TYPE_TASKS	COMPLETE_TASK_DAYS
EXP_RPT_TYPE_TASKS	COMPLETE_TASK_HOURS
EXP_RPT_TYPE_TASKS	COMPLETE_TASK_MINS
EXP_RPT_TYPE_TASKS	EXP_RPT_TYPE_CD
EXP_RPT_TYPE_TASKS	FUNCTIONAL_ROLE_CD
EXP_RPT_TYPE_TASKS	HIGH_PRIORITY_DAYS
EXP_RPT_TYPE_TASKS	HIGH_PRIORITY_HRS
EXP_RPT_TYPE_TASKS	HIGH_PRIORITY_MINS
EXP_RPT_TYPE_TASKS	INCLUDE_BACKUP_ROLE_FL
EXP_RPT_TYPE_TASKS	MAX_EXPENSE_AMT
EXP_RPT_TYPE_TASKS	MAX_OVER_CEILING_AMT
EXP_RPT_TYPE_TASKS	MAX_UNALLOWABLE_AMT
EXP_RPT_TYPE_TASKS	MED_PRIORITY_DAYS
EXP_RPT_TYPE_TASKS	MED_PRIORITY_HRS
EXP_RPT_TYPE_TASKS	MED_PRIORITY_MINS
EXP_RPT_TYPE_TASKS	MIN_EXPENSE_AMT

TABLE	COLUMN
EXP_RPT_TYPE_TASKS	MIN_OVER_CEILING_AMT
EXP_RPT_TYPE_TASKS	MIN_UNALLOWABLE_AMT
EXP_RPT_TYPE_TASKS	MODIFIED_BY
EXP_RPT_TYPE_TASKS	NOTIFY_FL
EXP_RPT_TYPE_TASKS	ROWVERSION
EXP_RPT_TYPE_TASKS	S_INIT_PRIORITY_CD
EXP_RPT_TYPE_TASKS	S_TASK_CD
EXP_RPT_TYPE_TASKS	TIME_STAMP
EXP_RPT_TYPE_TASKS	USER_DIRECTED_FL
EXP_TYPE	RECEIPT_THRESHOLD_AMT
GENERAL_CONFIG	DFLT_S_DFLT_SCREEN_CD
TEMP_EXP_AUTH	ADVANCE_REASON_TEXT
TEMP_EXP_AUTH	BASE_ADVANCE_AMT
TEMP_EXP_AUTH	CITY_NAME
TEMP_EXP_AUTH	COUNTRY_NAME
TEMP_EXP_AUTH	COUNTY_NAME
TEMP_EXP_AUTH	CREATED_EXP_AUTH_DTT
TEMP_EXP_AUTH	MULTIPLE_LOCATIONS_FL
TEMP_EXP_AUTH	PAY_ADVANCE_AMT
TEMP_EXP_AUTH	STATE_NAME
TEMP_EXP_AUTH	SUBMITTED_EXP_AUTH_DTT
TEMP_EXP_AUTH	S_AUTH_ADV_STATUS_CD
TEMP_EXP_AUTH_EXPENSE	CITY_NAME
TEMP_EXP_AUTH_EXPENSE	COUNTRY_NAME
TEMP_EXP_AUTH_EXPENSE	COUNTY_NAME
TEMP_EXP_AUTH_EXPENSE	STATE_NAME
TEMP_EXP_RPT	ADVANCE_EXPENSE_REF_CD

TABLE	COLUMN
TEMP_EXP_RPT	ADVANCE_UDT01_ID
TEMP_EXP_RPT	ADVANCE_UDT02_ID
TEMP_EXP_RPT	ADVANCE_UDT03_ID
TEMP_EXP_RPT	ADVANCE_UDT04_ID
TEMP_EXP_RPT	ADVANCE_UDT05_ID
TEMP_EXP_RPT	ADVANCE_UDT06_CP_COMPANY_CD
TEMP_EXP_RPT	ADVANCE_UDT06_ID
TEMP_EXP_RPT	ADVANCE_UDT07_CP_COMPANY_CD
TEMP_EXP_RPT	ADVANCE_UDT07_ID
TEMP_EXP_RPT	ADVANCE_UDT08_ID
TEMP_EXP_RPT	ADVANCE_UDT09_ID
TEMP_EXP_RPT	ADVANCE_UDT10_ID
TEMP_EXP_RPT	ADVANCE_UDT11_ID
TEMP_EXP_RPT	ADVANCE_UDT12_ID
TEMP_EXP_RPT	ADVANCE_UDT13_ID
TEMP_EXP_RPT	ADVANCE_UDT14_ID
TEMP_EXP_RPT	ADVANCE_UDT15_ID
TEMP_EXP_RPT	CITY_NAME
TEMP_EXP_RPT	COUNTRY_NAME
TEMP_EXP_RPT	COUNTY_NAME
TEMP_EXP_RPT	CREATED_EXP_RPT_DTT
TEMP_EXP_RPT	MULTIPLE_LOCATIONS_FL
TEMP_EXP_RPT	STATE_NAME
TEMP_EXP_RPT	SUBMITTED_EXP_RPT_DTT
TEMP_EXP_RPT_EXPENSE	CITY_NAME
TEMP_EXP_RPT_EXPENSE	COUNTRY_NAME
TEMP_EXP_RPT_EXPENSE	COUNTY_NAME

TABLE	COLUMN
TEMP_EXP_RPT_EXPENSE	STATE_NAME

Columns Added

TABLE	COLUMN
ATTACHMENT	ADVANCE_ID
ATTACHMENT	ATTACHMENT_DATA
ATTACHMENT	ATTACHMENT_DESC
ATTACHMENT	ATTACHMENT_FILE_DIRECTORY_NAME
ATTACHMENT	ATTACHMENT_FILE_NAME
ATTACHMENT	ATTACHMENT_ID
ATTACHMENT	ATTACHMENT_TYPE_CD
ATTACHMENT	BARCODE_ID
ATTACHMENT	EA_ALLOCATION_ID
ATTACHMENT	EA_EXPENSE_ID
ATTACHMENT	ER_ALLOCATION_ID
ATTACHMENT	ER_EXPENSE_ID
ATTACHMENT	EXP_AUTH_ID
ATTACHMENT	EXP_RPT_ID
ATTACHMENT	FILE_TYPE_CD
ATTACHMENT	MODIFIED_BY
ATTACHMENT	ROWVERSION
ATTACHMENT	TIME_STAMP
CLASS	NOTES
COMPANY_ACCESS	EXPIRATION_DT
CORRECT_EXP_RPT_ADVANCE	ADVANCE_DTT
CORRECT_EXP_RPT_ADVANCE	ADVANCE_EMPL_ID
CORRECT_EXP_RPT_ADVANCE	ADVANCE_ID

TABLE	COLUMN
CORRECT_EXP_RPT_CHARGE_WARNING	ALLOCATION_ID
CORRECT_EXP_RPT_CHARGE_WARNING	CORRECTION_NO
CORRECT_EXP_RPT_CHARGE_WARNING	EXP_RPT_ID
CORRECT_EXP_RPT_CHARGE_WARNING	MODIFIED_BY
CORRECT_EXP_RPT_CHARGE_WARNING	PARAMETER1_S
CORRECT_EXP_RPT_CHARGE_WARNING	PARAMETER2_S
CORRECT_EXP_RPT_CHARGE_WARNING	PARAMETER3_S
CORRECT_EXP_RPT_CHARGE_WARNING	PARAMETER4_S
CORRECT_EXP_RPT_CHARGE_WARNING	ROWVERSION
CORRECT_EXP_RPT_CHARGE_WARNING	TIME_STAMP
CORRECT_EXP_RPT_CHARGE_WARNING	WARNING_DTT
CORRECT_EXP_RPT_CHARGE_WARNING	WARNING_EMPL_ID
CORRECT_EXP_RPT_CHARGE_WARNING	WARNING_MESSAGE_ID
CORRECT_EXP_RPT_EXPENSE	LOCATION_ID
CORRECT_EXP_RPT_EXPENSE_DAY	ADJUSTMENT_REASON_TEXT
CORRECT_EXP_RPT_EXPENSE_DAY	BASE_ADJUST_OVER_CEILING_AMT
CORRECT_EXP_RPT_EXPENSE_DAY	BASE_ADJUST_UNDER_CEILING_AMT
CORRECT_EXP_RPT_EXPENSE_DAY	BASE_DAILY_ROOM_RATE
CORRECT_EXP_RPT_EXPENSE_DAY	BASE_DAILY_TAX_RATE
CORRECT_EXP_RPT_EXPENSE_DAY	BASE_NON_REIMBURSE_AMT
CORRECT_EXP_RPT_EXPENSE_DAY	BASE_OVER_CEILING_AMT
CORRECT_EXP_RPT_EXPENSE_DAY	BASE_PERSONAL_AMT
CORRECT_EXP_RPT_EXPENSE_DAY	BASE_UNALLOWABLE_AMT
CORRECT_EXP_RPT_EXPENSE_DAY	PAY_ADJUST_OVER_CEILING_AMT
CORRECT_EXP_RPT_EXPENSE_DAY	PAY_ADJUST_UNDER_CEILING_AMT
CORRECT_EXP_RPT_EXPENSE_DAY	PAY_DAILY_ROOM_RATE
CORRECT_EXP_RPT_EXPENSE_DAY	PAY_DAILY_TAX_RATE

TABLE	COLUMN
CORRECT_EXP_RPT_EXPENSE_DAY	PAY_NON_REIMBURSE_AMT
CORRECT_EXP_RPT_EXPENSE_DAY	PAY_OVER_CEILING_AMT
CORRECT_EXP_RPT_EXPENSE_DAY	PAY_PERSONAL_AMT
CORRECT_EXP_RPT_EXPENSE_DAY	PAY_UNALLOWABLE_AMT
CORRECT_EXP_RPT_EXPENSE_DAY	PERSONAL_FL
CORRECT_EXP_RPT_EXPENSE_DAY	TRANS_ADJUST_OVER_CEILING_AMT
CORRECT_EXP_RPT_EXPENSE_DAY	TRANS_ADJUST_UNDER_CEILING_AMT
CORRECT_EXP_RPT_EXPENSE_DAY	TRANS_DAILY_ROOM_RATE
CORRECT_EXP_RPT_EXPENSE_DAY	TRANS_DAILY_TAX_RATE
CORRECT_EXP_RPT_EXPENSE_DAY	TRANS_NON_REIMBURSE_AMT
CORRECT_EXP_RPT_EXPENSE_DAY	TRANS_OVER_CEILING_AMT
CORRECT_EXP_RPT_EXPENSE_DAY	TRANS_PERSONAL_AMT
CORRECT_EXP_RPT_EXPENSE_DAY	TRANS_UNALLOWABLE_AMT
CORRECT_EXP_RPT_EXPENSE_WARN	CORRECTION_NO
CORRECT_EXP_RPT_EXPENSE_WARN	EXPENSE_ID
CORRECT_EXP_RPT_EXPENSE_WARN	EXP_RPT_ID
CORRECT_EXP_RPT_EXPENSE_WARN	MODIFIED_BY
CORRECT_EXP_RPT_EXPENSE_WARN	PARAMETER1_S
CORRECT_EXP_RPT_EXPENSE_WARN	PARAMETER2_S
CORRECT_EXP_RPT_EXPENSE_WARN	PARAMETER3_S
CORRECT_EXP_RPT_EXPENSE_WARN	PARAMETER4_S
CORRECT_EXP_RPT_EXPENSE_WARN	ROWVERSION
CORRECT_EXP_RPT_EXPENSE_WARN	TIME_STAMP
CORRECT_EXP_RPT_EXPENSE_WARN	WARNING_DTT
CORRECT_EXP_RPT_EXPENSE_WARN	WARNING_EMPL_ID
CORRECT_EXP_RPT_EXPENSE_WARN	WARNING_MESSAGE_ID
CORRECT_EXP_RPT_LOCATION	LOCATION_ID

TABLE	COLUMN
CORRECT_EXP_RPT_WARNING	CORRECTION_NO
CORRECT_EXP_RPT_WARNING	EXP_RPT_ID
CORRECT_EXP_RPT_WARNING	MODIFIED_BY
CORRECT_EXP_RPT_WARNING	PARAMETER1_S
CORRECT_EXP_RPT_WARNING	PARAMETER2_S
CORRECT_EXP_RPT_WARNING	PARAMETER3_S
CORRECT_EXP_RPT_WARNING	PARAMETER4_S
CORRECT_EXP_RPT_WARNING	ROWVERSION
CORRECT_EXP_RPT_WARNING	S_WARNING_TYPE_CD
CORRECT_EXP_RPT_WARNING	TIME_STAMP
CORRECT_EXP_RPT_WARNING	WARNING_DTT
CORRECT_EXP_RPT_WARNING	WARNING_EMPL_ID
CORRECT_EXP_RPT_WARNING	WARNING_MESSAGE_ID
CORRECT_TASK	ADVANCE_ID
CORRECT_TASK	ATTACHMENT_ID
CORRECT_TASK	ATTACHMENT_TYPE_CD
CORRECT_TASK	BACKUP_FUNCTIONAL_ROLE_CD
CORRECT_TASK	CLEAR_TASK_FL
CORRECT_TASK	CORRECTION_NO
CORRECT_TASK	EA_ALLOCATION_ID
CORRECT_TASK	EA_EXPENSE_ID
CORRECT_TASK	ER_ALLOCATION_ID
CORRECT_TASK	ER_EXPENSE_ID
CORRECT_TASK	EXP_AUTH_ID
CORRECT_TASK	EXP_RPT_ID
CORRECT_TASK	FUNCTIONAL_ROLE_CD
CORRECT_TASK	HIGH_NOTIFY_FL

TABLE	COLUMN
CORRECT_TASK	HIGH_TASK_DTT
CORRECT_TASK	LOW_NOTIFY_FL
CORRECT_TASK	MED_NOTIFY_FL
CORRECT_TASK	MED_TASK_DTT
CORRECT_TASK	MODIFIED_BY
CORRECT_TASK	ROWVERSION
CORRECT_TASK	S_DOCUMENT_MISSING_FL
CORRECT_TASK	S_DOCUMENT_STATUS_CD
CORRECT_TASK	S_TASK_CD
CORRECT_TASK	S_TASK_EDIT_CD
CORRECT_TASK	S_TASK_OBJECT_CD
CORRECT_TASK	S_TASK_RULE_CD
CORRECT_TASK	S_TASK_SUB_OBJECT_CD
CORRECT_TASK	S_TASK_TYPE_CD
CORRECT_TASK	TASK_COMPLETE_DTT
CORRECT_TASK	TASK_COMPLETE_FL
CORRECT_TASK	TASK_DUE_DTT
CORRECT_TASK	TASK_EMPL_ID
CORRECT_TASK	TASK_EXPORT_FL
CORRECT_TASK	TASK_ID
CORRECT_TASK	TASK_NOTE_TEXT
CORRECT_TASK	TASK_REJECTED_FL
CORRECT_TASK	TASK_REJECT_TEXT
CORRECT_TASK	TASK_SEQ_NO
CORRECT_TASK	TASK_TEXT
CORRECT_TASK	TIME_STAMP
CORRECT_TASK	USER_DIRECTED_FL

TABLE	COLUMN
CORRECT_TASK_EMPL	ASSIGNED_FL
CORRECT_TASK_EMPL	BACKUP_FL
CORRECT_TASK_EMPL	CORRECTION_NO
CORRECT_TASK_EMPL	DELEGATED_FL
CORRECT_TASK_EMPL	EMPL_ID
CORRECT_TASK_EMPL	FUNCTIONAL_ROLE_CD
CORRECT_TASK_EMPL	HIGH_NOTIFY_NO
CORRECT_TASK_EMPL	LOW_NOTIFY_NO
CORRECT_TASK_EMPL	MED_NOTIFY_NO
CORRECT_TASK_EMPL	MODIFIED_BY
CORRECT_TASK_EMPL	ROWVERSION
CORRECT_TASK_EMPL	TASK_ID
CORRECT_TASK_EMPL	TIME_STAMP
CORRECT_TASK_EMPL	USER_DIRECTED_FL
EMPL_PREFERENCE	S_DFLT_ADMIN_SCREEN_CD
EMPL_PREFERENCE	S_DFLT_EXPENSE_SCREEN_CD
EMPL_PREFERENCE	S_DFLT_SELF_SERVICE_SCREEN_CD
EMPL_PREFERENCE	S_DFLT_TIME_SCREEN_CD
EMPL_PREFERENCE	S_TEXT_ICON_CD
EXPORT_ADVANCE	ADVANCE_DESC
EXPORT_ADVANCE	ADVANCE_DUE_DT
EXPORT_ADVANCE	ADVANCE_ID
EXPORT_ADVANCE	BASE_AMT
EXPORT_ADVANCE	BASE_CURRENCY_CD
EXPORT_ADVANCE	BATCH_ID
EXPORT_ADVANCE	COMMENTS_TEXT
EXPORT_ADVANCE	CP_COMPANY_CD

TABLE	COLUMN
EXPORT_ADVANCE	DISPLAY_ADVANCE_ID
EXPORT_ADVANCE	EMPL_ID
EXPORT_ADVANCE	EXP_CLASS_CD
EXPORT_ADVANCE	EXP_RPT_TYPE_CD
EXPORT_ADVANCE	FIRST_NAME
EXPORT_ADVANCE	INITIAL_NAME
EXPORT_ADVANCE	INVOICE_DT
EXPORT_ADVANCE	LAST_NAME
EXPORT_ADVANCE	PAY_AMT
EXPORT_ADVANCE	PAY_CURRENCY_CD
EXPORT_ADVANCE	TRANS_AMT
EXPORT_ADVANCE	TRANS_CURRENCY_CD
EXPORT_ADVANCE	UDT01_ID
EXPORT_ADVANCE	UDT02_ID
EXPORT_ADVANCE	UDT03_ID
EXPORT_ADVANCE	UDT04_ID
EXPORT_ADVANCE	UDT05_ID
EXPORT_ADVANCE	UDT06_CP_COMPANY_CD
EXPORT_ADVANCE	UDT06_ID
EXPORT_ADVANCE	UDT07_CP_COMPANY_CD
EXPORT_ADVANCE	UDT07_ID
EXPORT_ADVANCE	UDT08_ID
EXPORT_ADVANCE	UDT09_ID
EXPORT_ADVANCE	UDT10_ID
EXPORT_ADVANCE	UDT11_ID
EXPORT_ADVANCE	UDT12_ID
EXPORT_ADVANCE	UDT13_ID

TABLE	COLUMN
EXPORT_ADVANCE	UDT14_ID
EXPORT_ADVANCE	UDT15_ID
EXPORT_ADVANCE	VENDOR_ID
EXPORT_LABOR	MODIFIED_BY
EXPORT_LABOR	S_STATUS_CD
EXPORT_LABOR	TIME_STAMP
EXPORT_LABOR	TS_UDT10_ID
EXPORT_PAYROLL	MODIFIED_BY
EXPORT_PAYROLL	S_STATUS_CD
EXPORT_PAYROLL	TIME_STAMP
EXPORT_PAYROLL	TS_UDT10_ID
EXP_ADVANCE	ADVANCE_DTT
EXP_ADVANCE	ADVANCE_DUE_DTT
EXP_ADVANCE	ADVANCE_EMPL_ID
EXP_ADVANCE	ADVANCE_ID
EXP_ADVANCE	ADVANCE_PAYMENT_S
EXP_ADVANCE	ADVANCE_REASON_TEXT
EXP_ADVANCE	ADVANCE_UDT01_ID
EXP_ADVANCE	ADVANCE_UDT02_ID
EXP_ADVANCE	ADVANCE_UDT03_ID
EXP_ADVANCE	ADVANCE_UDT04_ID
EXP_ADVANCE	ADVANCE_UDT05_ID
EXP_ADVANCE	ADVANCE_UDT06_CP_COMPANY_CD
EXP_ADVANCE	ADVANCE_UDT06_ID
EXP_ADVANCE	ADVANCE_UDT07_CP_COMPANY_CD
EXP_ADVANCE	ADVANCE_UDT07_ID
EXP_ADVANCE	ADVANCE_UDT08_ID

TABLE	COLUMN
EXP_ADVANCE	ADVANCE_UDT09_ID
EXP_ADVANCE	ADVANCE_UDT10_ID
EXP_ADVANCE	ADVANCE_UDT11_ID
EXP_ADVANCE	ADVANCE_UDT12_ID
EXP_ADVANCE	ADVANCE_UDT13_ID
EXP_ADVANCE	ADVANCE_UDT14_ID
EXP_ADVANCE	ADVANCE_UDT15_ID
EXP_ADVANCE	BASE_AMT
EXP_ADVANCE	BASE_CURRENCY_CD
EXP_ADVANCE	BATCH_ID
EXP_ADVANCE	DISPLAY_ADVANCE_ID
EXP_ADVANCE	EXP_AUTH_ID
EXP_ADVANCE	MODIFIED_BY
EXP_ADVANCE	PAYMENT_DT
EXP_ADVANCE	PAY_AMT
EXP_ADVANCE	PAY_CURRENCY_CD
EXP_ADVANCE	REVISION_NO
EXP_ADVANCE	ROWVERSION
EXP_ADVANCE	S_ADVANCE_STATUS_CD
EXP_ADVANCE	S_PAYMENT_METHOD_CD
EXP_ADVANCE	TIME_STAMP
EXP_ADVANCE	UNAVAILABLE_FL
EXP_ADVANCE_REVISION	ADVANCE_ID
EXP_ADVANCE_REVISION	EXPLANATION_TEXT
EXP_ADVANCE_REVISION	MODIFIED_BY
EXP_ADVANCE_REVISION	REVISION_DTT
EXP_ADVANCE_REVISION	REVISION_EMPL_ID

TABLE	COLUMN
EXP_ADVANCE_REVISION	REVISION_NO
EXP_ADVANCE_REVISION	REVISION_TEXT
EXP_ADVANCE_REVISION	ROWVERSION
EXP_ADVANCE_REVISION	TIME_STAMP
EXP_AUTH_CHARGE_WARNING	ALLOCATION_ID
EXP_AUTH_CHARGE_WARNING	EXP_AUTH_ID
EXP_AUTH_CHARGE_WARNING	MODIFIED_BY
EXP_AUTH_CHARGE_WARNING	PARAMETER1_S
EXP_AUTH_CHARGE_WARNING	PARAMETER2_S
EXP_AUTH_CHARGE_WARNING	PARAMETER3_S
EXP_AUTH_CHARGE_WARNING	PARAMETER4_S
EXP_AUTH_CHARGE_WARNING	ROWVERSION
EXP_AUTH_CHARGE_WARNING	TIME_STAMP
EXP_AUTH_CHARGE_WARNING	WARNING_DTT
EXP_AUTH_CHARGE_WARNING	WARNING_EMPL_ID
EXP_AUTH_CHARGE_WARNING	WARNING_MESSAGE_ID
EXP_AUTH_EXPENSE	LOCATION_ID
EXP_AUTH_EXPENSE_WARNING	EXPENSE_ID
EXP_AUTH_EXPENSE_WARNING	EXP_AUTH_ID
EXP_AUTH_EXPENSE_WARNING	MODIFIED_BY
EXP_AUTH_EXPENSE_WARNING	PARAMETER1_S
EXP_AUTH_EXPENSE_WARNING	PARAMETER2_S
EXP_AUTH_EXPENSE_WARNING	PARAMETER3_S
EXP_AUTH_EXPENSE_WARNING	PARAMETER4_S
EXP_AUTH_EXPENSE_WARNING	ROWVERSION
EXP_AUTH_EXPENSE_WARNING	TIME_STAMP
EXP_AUTH_EXPENSE_WARNING	WARNING_DTT

TABLE	COLUMN
EXP_AUTH_EXPENSE_WARNING	WARNING_EMPL_ID
EXP_AUTH_EXPENSE_WARNING	WARNING_MESSAGE_ID
EXP_AUTH_LOCATION	LOCATION_ID
EXP_AUTH_WARNING	EXP_AUTH_ID
EXP_AUTH_WARNING	MODIFIED_BY
EXP_AUTH_WARNING	PARAMETER1_S
EXP_AUTH_WARNING	PARAMETER2_S
EXP_AUTH_WARNING	PARAMETER3_S
EXP_AUTH_WARNING	PARAMETER4_S
EXP_AUTH_WARNING	ROWVERSION
EXP_AUTH_WARNING	S_WARNING_TYPE_CD
EXP_AUTH_WARNING	TIME_STAMP
EXP_AUTH_WARNING	WARNING_DTT
EXP_AUTH_WARNING	WARNING_EMPL_ID
EXP_AUTH_WARNING	WARNING_MESSAGE_ID
EXP_CLASS	S_ADVANCE_APPROVE_CD
EXP_CLASS	S_ADVANCE_PAID_CD
EXP_CLASS	S_ADVANCE_REJECT_CD
EXP_CLASS	S_EA_APPROVE_CD
EXP_CLASS	S_EA_ATTACHMENT_APPROVE_CD
EXP_CLASS	S_EA_ATTACHMENT_ATTACH_CD
EXP_CLASS	S_EA_ATTACHMENT_RECORD_CD
EXP_CLASS	S_EA_ATTACHMENT_REJECT_CD
EXP_CLASS	S_EA_CHARGE_APPROVE_CD
EXP_CLASS	S_EA_CHARGE_REJECT_CD
EXP_CLASS	S_EA_INTERIM_SIGNATURE_CD
EXP_CLASS	S_EA_REJECT_CD

TABLE	COLUMN
EXP_CLASS	S_EA_REVERSE_CD
EXP_CLASS	S_EA_VOID_CD
EXP_CLASS	S_ER_APPROVE_CD
EXP_CLASS	S_ER_ATTACHMENT_APPROVE_CD
EXP_CLASS	S_ER_ATTACHMENT_ATTACH_CD
EXP_CLASS	S_ER_ATTACHMENT_RECORD_CD
EXP_CLASS	S_ER_ATTACHMENT_REJECT_CD
EXP_CLASS	S_ER_CHARGE_APPROVE_CD
EXP_CLASS	S_ER_CHARGE_REJECT_CD
EXP_CLASS	S_ER_EXPENSE_IMPORT_CD
EXP_CLASS	S_ER_INTERIM_SIGNATURE_CD
EXP_CLASS	S_ER_PAID_CD
EXP_CLASS	S_ER_REJECT_CD
EXP_CLASS	S_ER_REVERSE_CD
EXP_CLASS	S_ER_VOID_CD
EXP_COMMIT_DETL	BASE_COMMIT_AMT
EXP_COMMIT_DETL	BASE_CURRENCY_CD
EXP_COMMIT_DETL	CITY_NAME
EXP_COMMIT_DETL	COMMIT_CALC_DTT
EXP_COMMIT_DETL	COMMIT_DT
EXP_COMMIT_DETL	COMMIT_TYPE
EXP_COMMIT_DETL	COUNTRY_NAME
EXP_COMMIT_DETL	COUNTY_NAME
EXP_COMMIT_DETL	CP_COMPANY_CD
EXP_COMMIT_DETL	EMPL_ID
EXP_COMMIT_DETL	EMPL_NAME
EXP_COMMIT_DETL	END_DT

TABLE	COLUMN
EXP_COMMIT_DETL	EXPENSE_ID
EXP_COMMIT_DETL	EXP_ID
EXP_COMMIT_DETL	EXP_RPT_TYPE_CD
EXP_COMMIT_DETL	EXP_TYPE_CD
EXP_COMMIT_DETL	PAYMENT_TYPE
EXP_COMMIT_DETL	PAY_COMMIT_AMT
EXP_COMMIT_DETL	PAY_CURRENCY_CD
EXP_COMMIT_DETL	START_DT
EXP_COMMIT_DETL	STATE_NAME
EXP_COMMIT_DETL	S_EXP_STATUS_CD
EXP_COMMIT_DETL	UDT01_ID
EXP_COMMIT_DETL	UDT02_ID
EXP_COMMIT_DETL	UDT04_ID
EXP_COMMIT_DETL	UDT05_ID
EXP_COMMIT_DETL	UDT09_ID
EXP_COMMIT_DETL	UNAVAILABLE_FL
EXP_COMMIT_DETL	VEND_ID
EXP_CONFIG	S_COMMIT_EXP_AUTH_CD
EXP_CONFIG	S_COMMIT_EXP_RPT_CD
EXP_RPT_ADVANCE	ADVANCE_DTT
EXP_RPT_ADVANCE	ADVANCE_EMPL_ID
EXP_RPT_ADVANCE	ADVANCE_ID
EXP_RPT_CHARGE_WARNING	ALLOCATION_ID
EXP_RPT_CHARGE_WARNING	EXP_RPT_ID
EXP_RPT_CHARGE_WARNING	MODIFIED_BY
EXP_RPT_CHARGE_WARNING	PARAMETER1_S
EXP_RPT_CHARGE_WARNING	PARAMETER2_S

TABLE	COLUMN
EXP_RPT_CHARGE_WARNING	PARAMETER3_S
EXP_RPT_CHARGE_WARNING	PARAMETER4_S
EXP_RPT_CHARGE_WARNING	ROWVERSION
EXP_RPT_CHARGE_WARNING	TIME_STAMP
EXP_RPT_CHARGE_WARNING	WARNING_DTT
EXP_RPT_CHARGE_WARNING	WARNING_EMPL_ID
EXP_RPT_CHARGE_WARNING	WARNING_MESSAGE_ID
EXP_RPT_EXPENSE	LOCATION_ID
EXP_RPT_EXPENSE_DAY	ADJUSTMENT_REASON_TEXT
EXP_RPT_EXPENSE_DAY	BASE_ADJUST_OVER_CEILING_AMT
EXP_RPT_EXPENSE_DAY	BASE_ADJUST_UNDER_CEILING_AMT
EXP_RPT_EXPENSE_DAY	BASE_DAILY_ROOM_RATE
EXP_RPT_EXPENSE_DAY	BASE_DAILY_TAX_RATE
EXP_RPT_EXPENSE_DAY	BASE_NON_REIMBURSE_AMT
EXP_RPT_EXPENSE_DAY	BASE_OVER_CEILING_AMT
EXP_RPT_EXPENSE_DAY	BASE_PERSONAL_AMT
EXP_RPT_EXPENSE_DAY	BASE_UNALLOWABLE_AMT
EXP_RPT_EXPENSE_DAY	PAY_ADJUST_OVER_CEILING_AMT
EXP_RPT_EXPENSE_DAY	PAY_ADJUST_UNDER_CEILING_AMT
EXP_RPT_EXPENSE_DAY	PAY_DAILY_ROOM_RATE
EXP_RPT_EXPENSE_DAY	PAY_DAILY_TAX_RATE
EXP_RPT_EXPENSE_DAY	PAY_NON_REIMBURSE_AMT
EXP_RPT_EXPENSE_DAY	PAY_OVER_CEILING_AMT
EXP_RPT_EXPENSE_DAY	PAY_PERSONAL_AMT
EXP_RPT_EXPENSE_DAY	PAY_UNALLOWABLE_AMT
EXP_RPT_EXPENSE_DAY	PERSONAL_FL
EXP_RPT_EXPENSE_DAY	TRANS_ADJUST_OVER_CEILING_AMT

TABLE	COLUMN
EXP_RPT_EXPENSE_DAY	TRANS_ADJUST_UNDER_CEILING_AMT
EXP_RPT_EXPENSE_DAY	TRANS_DAILY_ROOM_RATE
EXP_RPT_EXPENSE_DAY	TRANS_DAILY_TAX_RATE
EXP_RPT_EXPENSE_DAY	TRANS_NON_REIMBURSE_AMT
EXP_RPT_EXPENSE_DAY	TRANS_OVER_CEILING_AMT
EXP_RPT_EXPENSE_DAY	TRANS_PERSONAL_AMT
EXP_RPT_EXPENSE_DAY	TRANS_UNALLOWABLE_AMT
EXP_RPT_EXPENSE_WARNING	EXPENSE_ID
EXP_RPT_EXPENSE_WARNING	EXP_RPT_ID
EXP_RPT_EXPENSE_WARNING	MODIFIED_BY
EXP_RPT_EXPENSE_WARNING	PARAMETER1_S
EXP_RPT_EXPENSE_WARNING	PARAMETER2_S
EXP_RPT_EXPENSE_WARNING	PARAMETER3_S
EXP_RPT_EXPENSE_WARNING	PARAMETER4_S
EXP_RPT_EXPENSE_WARNING	ROWVERSION
EXP_RPT_EXPENSE_WARNING	TIME_STAMP
EXP_RPT_EXPENSE_WARNING	WARNING_DTT
EXP_RPT_EXPENSE_WARNING	WARNING_EMPL_ID
EXP_RPT_EXPENSE_WARNING	WARNING_MESSAGE_ID
EXP_RPT_LOCATION	LOCATION_ID
EXP_RPT_TYPE	LOCATION_FL
EXP_RPT_TYPE_CATEGORY_EXP_TYPE	COMMIT_FL
EXP_RPT_TYPE_TASK	ATTACHMENT_TYPE_CD
EXP_RPT_TYPE_TASK	BACKUP_FUNCTIONAL_ROLE_CD
EXP_RPT_TYPE_TASK	CLEAR_TASK_FL
EXP_RPT_TYPE_TASK	COMPLETE_TASK_DAYS_NO
EXP_RPT_TYPE_TASK	COMPLETE_TASK_HRS_NO

TABLE	COLUMN
EXP_RPT_TYPE_TASK	COMPLETE_TASK_MINS_NO
EXP_RPT_TYPE_TASK	END_DTT
EXP_RPT_TYPE_TASK	EXP_RPT_TYPE_CD
EXP_RPT_TYPE_TASK	FUNCTIONAL_ROLE_CD
EXP_RPT_TYPE_TASK	HIGH_NOTIFY_FL
EXP_RPT_TYPE_TASK	HIGH_PRIORITY_DAYS_NO
EXP_RPT_TYPE_TASK	HIGH_PRIORITY_HRS_NO
EXP_RPT_TYPE_TASK	HIGH_PRIORITY_MINS_NO
EXP_RPT_TYPE_TASK	INCLUDE_BACKUP_ROLE_FL
EXP_RPT_TYPE_TASK	LOW_NOTIFY_FL
EXP_RPT_TYPE_TASK	MAX_ADVANCE_AMT
EXP_RPT_TYPE_TASK	MAX_EXPENSE_AMT
EXP_RPT_TYPE_TASK	MAX_OVER_CEILING_AMT
EXP_RPT_TYPE_TASK	MAX_UNALLOWABLE_AMT
EXP_RPT_TYPE_TASK	MED_NOTIFY_FL
EXP_RPT_TYPE_TASK	MED_PRIORITY_DAYS_NO
EXP_RPT_TYPE_TASK	MED_PRIORITY_HRS_NO
EXP_RPT_TYPE_TASK	MED_PRIORITY_MINS_NO
EXP_RPT_TYPE_TASK	MIN_ADVANCE_AMT
EXP_RPT_TYPE_TASK	MIN_EXPENSE_AMT
EXP_RPT_TYPE_TASK	MIN_OVER_CEILING_AMT
EXP_RPT_TYPE_TASK	MIN_UNALLOWABLE_AMT
EXP_RPT_TYPE_TASK	MODIFIED_BY
EXP_RPT_TYPE_TASK	ROWVERSION
EXP_RPT_TYPE_TASK	START_DTT
EXP_RPT_TYPE_TASK	S_TASK_EDIT_CD
EXP_RPT_TYPE_TASK	S_TASK_INIT_PRIORITY_CD

TABLE	COLUMN
EXP_RPT_TYPE_TASK	S_TASK_OBJECT_CD
EXP_RPT_TYPE_TASK	S_TASK_RULE_CD
EXP_RPT_TYPE_TASK	S_TASK_SUB_OBJECT_CD
EXP_RPT_TYPE_TASK	S_TASK_TYPE_CD
EXP_RPT_TYPE_TASK	TASK_EXPORT_FL
EXP_RPT_TYPE_TASK	TASK_SEQ_NO
EXP_RPT_TYPE_TASK	TIME_STAMP
EXP_RPT_TYPE_TASK	USER_DIRECTED_FL
EXP_RPT_WARNING	EXP_RPT_ID
EXP_RPT_WARNING	MODIFIED_BY
EXP_RPT_WARNING	PARAMETER1_S
EXP_RPT_WARNING	PARAMETER2_S
EXP_RPT_WARNING	PARAMETER3_S
EXP_RPT_WARNING	PARAMETER4_S
EXP_RPT_WARNING	ROWVERSION
EXP_RPT_WARNING	S_WARNING_TYPE_CD
EXP_RPT_WARNING	TIME_STAMP
EXP_RPT_WARNING	WARNING_DTT
EXP_RPT_WARNING	WARNING_EMPL_ID
EXP_RPT_WARNING	WARNING_MESSAGE_ID
EXP_TYPE	S_CEILING_CALCULATION_CD
EXP_TYPE	S_CEILING_CALC_METHOD_CD
EXP_TYPE	S_ENTER_ATTENDEES_CD
EXP_TYPE_TASK	ATTACHMENT_TYPE_CD
EXP_TYPE_TASK	END_DTT
EXP_TYPE_TASK	EXP_TYPE_CD
EXP_TYPE_TASK	FUNCTIONAL_ROLE_CD

TABLE	COLUMN
EXP_TYPE_TASK	MODIFIED_BY
EXP_TYPE_TASK	ROWVERSION
EXP_TYPE_TASK	START_DTT
EXP_TYPE_TASK	S_TASK_OBJECT_CD
EXP_TYPE_TASK	S_TASK_SUB_OBJECT_CD
EXP_TYPE_TASK	S_TASK_TYPE_CD
EXP_TYPE_TASK	TASK_THRESHOLD_AMT
EXP_TYPE_TASK	TIME_STAMP
GENERAL_CONFIG	CUSTOM1_FL
GENERAL_CONFIG	FAX_ATTACH_FL
GENERAL_CONFIG_ATTACHMENT	ATTACHMENT_TYPE_CD
GENERAL_CONFIG_ATTACHMENT	COMPANY_ID
GENERAL_CONFIG_ATTACHMENT	END_DTT
GENERAL_CONFIG_ATTACHMENT	MODIFIED_BY
GENERAL_CONFIG_ATTACHMENT	ROWVERSION
GENERAL_CONFIG_ATTACHMENT	START_DTT
GENERAL_CONFIG_ATTACHMENT	S_ATTACH_OBJECT_CD
GENERAL_CONFIG_ATTACHMENT	S_ATTACH_SUB_OBJECT_CD
GENERAL_CONFIG_ATTACHMENT	S_PRINT_COVERSHEET_CD
GENERAL_CONFIG_ATTACHMENT	TIME_STAMP
GENERAL_CONFIG_ATTACHMENT_LBLS	ATTACHMENT_TYPE_CD
GENERAL_CONFIG_ATTACHMENT_LBLS	ATTACHMENT_TYPE_LBL
GENERAL_CONFIG_ATTACHMENT_LBLS	COMPANY_ID
GENERAL_CONFIG_ATTACHMENT_LBLS	COUNTRY_CD
GENERAL_CONFIG_ATTACHMENT_LBLS	LANGUAGE_CD
GENERAL_CONFIG_ATTACHMENT_LBLS	MODIFIED_BY
GENERAL_CONFIG_ATTACHMENT_LBLS	ROWVERSION

TABLE	COLUMN
GENERAL_CONFIG_ATTACHMENT_LBLS	TIME_STAMP
IMPORT_LOG	BATCH_DTT
IMPORT_LOG	DELETE_NO
IMPORT_LOG	END_DTT
IMPORT_LOG	EXTERNAL_USER
IMPORT_LOG	FILE_NAME
IMPORT_LOG	INSERT_NO
IMPORT_LOG	MESSAGE_GROUP_NAME
IMPORT_LOG	MESSAGE_NAME
IMPORT_LOG	MODIFIED_BY
IMPORT_LOG	READ_NO
IMPORT_LOG	REJECTED_NO
IMPORT_LOG	ROWVERSION
IMPORT_LOG	START_DTT
IMPORT_LOG	S_SOURCE_CD
IMPORT_LOG	TIME_STAMP
IMPORT_LOG	UPDATE_NO
LOCATION	ACTIVE_FL
LOCATION	CITY_NAME
LOCATION	COUNTRY_NAME
LOCATION	COUNTY_NAME
LOCATION	LOCATION_DESC
LOCATION	LOCATION_EMPL_ID
LOCATION	LOCATION_ID
LOCATION	LOCATION_TEXT
LOCATION	MODIFIED_BY
LOCATION	ROWVERSION

TABLE	COLUMN
LOCATION	STATE_NAME
LOCATION	TIME_STAMP
MENU	ACTIVITY_MENU_CD
MENU	MENU_CD
MENU	MENU_LABEL_CD
MENU	MENU_ORDER_NO
MENU	MODIFIED_BY
MENU	PARENT_MENU_CD
MENU	ROWVERSION
MENU	SCREEN_CD
MENU	TIME_STAMP
MENU	TOP_MENU_CD
TASK	ADVANCE_ID
TASK	ATTACHMENT_ID
TASK	ATTACHMENT_TYPE_CD
TASK	BACKUP_FUNCTIONAL_ROLE_CD
TASK	CLEAR_TASK_FL
TASK	EA_ALLOCATION_ID
TASK	EA_EXPENSE_ID
TASK	ER_ALLOCATION_ID
TASK	ER_EXPENSE_ID
TASK	EXP_AUTH_ID
TASK	EXP_RPT_ID
TASK	FUNCTIONAL_ROLE_CD
TASK	HIGH_NOTIFY_FL
TASK	HIGH_TASK_DTT
TASK	LOW_NOTIFY_FL

TABLE	COLUMN
TASK	MED_NOTIFY_FL
TASK	MED_TASK_DTT
TASK	MODIFIED_BY
TASK	ROWVERSION
TASK	S_DOCUMENT_MISSING_FL
TASK	S_DOCUMENT_STATUS_CD
TASK	S_TASK_EDIT_CD
TASK	S_TASK_OBJECT_CD
TASK	S_TASK_RULE_CD
TASK	S_TASK_SUB_OBJECT_CD
TASK	S_TASK_TYPE_CD
TASK	TASK_COMPLETE_DTT
TASK	TASK_COMPLETE_FL
TASK	TASK_DUE_DTT
TASK	TASK_EMPL_ID
TASK	TASK_EXPORT_FL
TASK	TASK_ID
TASK	TASK_NOTE_TEXT
TASK	TASK_REJECTED_FL
TASK	TASK_REJECT_TEXT
TASK	TASK_SEQ_NO
TASK	TASK_TEXT
TASK	TIME_STAMP
TASK	USER_DIRECTED_FL
TASK_EMPL	ASSIGNED_FL
TASK_EMPL	BACKUP_FL
TASK_EMPL	DELEGATED_FL

TABLE	COLUMN
TASK_EMPL	EMPL_ID
TASK_EMPL	FUNCTIONAL_ROLE_CD
TASK_EMPL	HIGH_NOTIFY_NO
TASK_EMPL	LOW_NOTIFY_NO
TASK_EMPL	MED_NOTIFY_NO
TASK_EMPL	MODIFIED_BY
TASK_EMPL	ROWVERSION
TASK_EMPL	TASK_ID
TASK_EMPL	TIME_STAMP
TASK_EMPL	USER_DIRECTED_FL
TEMP_EXP_ADVANCE	ADVANCE_DTT
TEMP_EXP_ADVANCE	ADVANCE_DUE_DTT
TEMP_EXP_ADVANCE	ADVANCE_EMPL_ID
TEMP_EXP_ADVANCE	ADVANCE_ID
TEMP_EXP_ADVANCE	ADVANCE_PAYMENT_S
TEMP_EXP_ADVANCE	ADVANCE_REASON_TEXT
TEMP_EXP_ADVANCE	ADVANCE_UDT01_ID
TEMP_EXP_ADVANCE	ADVANCE_UDT02_ID
TEMP_EXP_ADVANCE	ADVANCE_UDT03_ID
TEMP_EXP_ADVANCE	ADVANCE_UDT04_ID
TEMP_EXP_ADVANCE	ADVANCE_UDT05_ID
TEMP_EXP_ADVANCE	ADVANCE_UDT06_CP_COMPANY_CD
TEMP_EXP_ADVANCE	ADVANCE_UDT06_ID
TEMP_EXP_ADVANCE	ADVANCE_UDT07_CP_COMPANY_CD
TEMP_EXP_ADVANCE	ADVANCE_UDT07_ID
TEMP_EXP_ADVANCE	ADVANCE_UDT08_ID
TEMP_EXP_ADVANCE	ADVANCE_UDT09_ID

TABLE	COLUMN
TEMP_EXP_ADVANCE	ADVANCE_UDT10_ID
TEMP_EXP_ADVANCE	ADVANCE_UDT11_ID
TEMP_EXP_ADVANCE	ADVANCE_UDT12_ID
TEMP_EXP_ADVANCE	ADVANCE_UDT13_ID
TEMP_EXP_ADVANCE	ADVANCE_UDT14_ID
TEMP_EXP_ADVANCE	ADVANCE_UDT15_ID
TEMP_EXP_ADVANCE	BASE_AMT
TEMP_EXP_ADVANCE	BASE_CURRENCY_CD
TEMP_EXP_ADVANCE	DISPLAY_ADVANCE_ID
TEMP_EXP_ADVANCE	EXP_AUTH_ID
TEMP_EXP_ADVANCE	MODIFIED_BY
TEMP_EXP_ADVANCE	PAYMENT_DT
TEMP_EXP_ADVANCE	PAY_AMT
TEMP_EXP_ADVANCE	PAY_CURRENCY_CD
TEMP_EXP_ADVANCE	REVISION_NO
TEMP_EXP_ADVANCE	ROWVERSION
TEMP_EXP_ADVANCE	S_ADVANCE_STATUS_CD
TEMP_EXP_ADVANCE	S_PAYMENT_METHOD_CD
TEMP_EXP_ADVANCE	TIME_STAMP
TEMP_EXP_ADVANCE_REVISION	ADVANCE_ID
TEMP_EXP_ADVANCE_REVISION	EXPLANATION_TEXT
TEMP_EXP_ADVANCE_REVISION	MODIFIED_BY
TEMP_EXP_ADVANCE_REVISION	REVISION_DTT
TEMP_EXP_ADVANCE_REVISION	REVISION_EMPL_ID
TEMP_EXP_ADVANCE_REVISION	REVISION_NO
TEMP_EXP_ADVANCE_REVISION	REVISION_TEXT
TEMP_EXP_ADVANCE_REVISION	ROWVERSION

TABLE	COLUMN
TEMP_EXP_ADVANCE_REVISION	TIME_STAMP
TEMP_EXP_AUTH_EXPENSE	LOCATION_ID
TEMP_EXP_AUTH_LOCATION	DISPLAY_LOCATION_NO
TEMP_EXP_AUTH_LOCATION	END_DT
TEMP_EXP_AUTH_LOCATION	EXP_AUTH_ID
TEMP_EXP_AUTH_LOCATION	LOCATION_ID
TEMP_EXP_AUTH_LOCATION	LOCATION_NO
TEMP_EXP_AUTH_LOCATION	LOCATION_TEXT
TEMP_EXP_AUTH_LOCATION	MODIFIED_BY
TEMP_EXP_AUTH_LOCATION	ROWVERSION
TEMP_EXP_AUTH_LOCATION	START_DT
TEMP_EXP_AUTH_LOCATION	TIME_STAMP
TEMP_EXP_RPT_ADVANCE	ADVANCE_DTT
TEMP_EXP_RPT_ADVANCE	ADVANCE_EMPL_ID
TEMP_EXP_RPT_ADVANCE	ADVANCE_ID
TEMP_EXP_RPT_ADVANCE	BASE_ADVANCE_AMT
TEMP_EXP_RPT_ADVANCE	EXP_RPT_ID
TEMP_EXP_RPT_ADVANCE	MODIFIED_BY
TEMP_EXP_RPT_ADVANCE	PAY_ADVANCE_AMT
TEMP_EXP_RPT_ADVANCE	ROWVERSION
TEMP_EXP_RPT_ADVANCE	TIME_STAMP
TEMP_EXP_RPT_EXPENSE	LOCATION_ID
TEMP_EXP_RPT_EXPENSE_DAY	ADJUSTMENT_REASON_TEXT
TEMP_EXP_RPT_EXPENSE_DAY	BASE_ADJUST_OVER_CEILING_AMT
TEMP_EXP_RPT_EXPENSE_DAY	BASE_ADJUST_UNDER_CEILING_AMT
TEMP_EXP_RPT_EXPENSE_DAY	BASE_DAILY_ROOM_RATE
TEMP_EXP_RPT_EXPENSE_DAY	BASE_DAILY_TAX_RATE

TABLE	COLUMN
TEMP_EXP_RPT_EXPENSE_DAY	BASE_NON_REIMBURSE_AMT
TEMP_EXP_RPT_EXPENSE_DAY	BASE_OVER_CEILING_AMT
TEMP_EXP_RPT_EXPENSE_DAY	BASE_PERSONAL_AMT
TEMP_EXP_RPT_EXPENSE_DAY	BASE_UNALLOWABLE_AMT
TEMP_EXP_RPT_EXPENSE_DAY	PAY_ADJUST_OVER_CEILING_AMT
TEMP_EXP_RPT_EXPENSE_DAY	PAY_ADJUST_UNDER_CEILING_AMT
TEMP_EXP_RPT_EXPENSE_DAY	PAY_DAILY_ROOM_RATE
TEMP_EXP_RPT_EXPENSE_DAY	PAY_DAILY_TAX_RATE
TEMP_EXP_RPT_EXPENSE_DAY	PAY_NON_REIMBURSE_AMT
TEMP_EXP_RPT_EXPENSE_DAY	PAY_OVER_CEILING_AMT
TEMP_EXP_RPT_EXPENSE_DAY	PAY_PERSONAL_AMT
TEMP_EXP_RPT_EXPENSE_DAY	PAY_UNALLOWABLE_AMT
TEMP_EXP_RPT_EXPENSE_DAY	PERSONAL_FL
TEMP_EXP_RPT_EXPENSE_DAY	TRANS_ADJUST_OVER_CEILING_AMT
TEMP_EXP_RPT_EXPENSE_DAY	TRANS_ADJUST_UNDER_CEILING_AMT
TEMP_EXP_RPT_EXPENSE_DAY	TRANS_DAILY_ROOM_RATE
TEMP_EXP_RPT_EXPENSE_DAY	TRANS_DAILY_TAX_RATE
TEMP_EXP_RPT_EXPENSE_DAY	TRANS_NON_REIMBURSE_AMT
TEMP_EXP_RPT_EXPENSE_DAY	TRANS_OVER_CEILING_AMT
TEMP_EXP_RPT_EXPENSE_DAY	TRANS_PERSONAL_AMT
TEMP_EXP_RPT_EXPENSE_DAY	TRANS_UNALLOWABLE_AMT
TEMP_EXP_RPT_LOCATION	DISPLAY_LOCATION_NO
TEMP_EXP_RPT_LOCATION	END_DT
TEMP_EXP_RPT_LOCATION	EXP_RPT_ID
TEMP_EXP_RPT_LOCATION	LOCATION_ID
TEMP_EXP_RPT_LOCATION	LOCATION_NO
TEMP_EXP_RPT_LOCATION	LOCATION_TEXT

TABLE	COLUMN
TEMP_EXP_RPT_LOCATION	MODIFIED_BY
TEMP_EXP_RPT_LOCATION	ROWVERSION
TEMP_EXP_RPT_LOCATION	START_DT
TEMP_EXP_RPT_LOCATION	TIME_STAMP
TEMP_TASK	ADVANCE_ID
TEMP_TASK	ATTACHMENT_ID
TEMP_TASK	ATTACHMENT_TYPE_CD
TEMP_TASK	BACKUP_FUNCTIONAL_ROLE_CD
TEMP_TASK	CLEAR_TASK_FL
TEMP_TASK	EA_ALLOCATION_ID
TEMP_TASK	EA_EXPENSE_ID
TEMP_TASK	ER_ALLOCATION_ID
TEMP_TASK	ER_EXPENSE_ID
TEMP_TASK	EXP_AUTH_ID
TEMP_TASK	EXP_RPT_ID
TEMP_TASK	FUNCTIONAL_ROLE_CD
TEMP_TASK	HIGH_NOTIFY_FL
TEMP_TASK	HIGH_TASK_DTT
TEMP_TASK	LOW_NOTIFY_FL
TEMP_TASK	MED_NOTIFY_FL
TEMP_TASK	MED_TASK_DTT
TEMP_TASK	MODIFIED_BY
TEMP_TASK	ROWVERSION
TEMP_TASK	S_TASK_CD
TEMP_TASK	S_TASK_EDIT_CD
TEMP_TASK	S_TASK_OBJECT_CD
TEMP_TASK	S_TASK_RULE_CD

TABLE	COLUMN
TEMP_TASK	S_TASK_SUB_OBJECT_CD
TEMP_TASK	S_TASK_TYPE_CD
TEMP_TASK	TASK_COMPLETE_DTT
TEMP_TASK	TASK_COMPLETE_FL
TEMP_TASK	TASK_DUE_DTT
TEMP_TASK	TASK_EMPL_ID
TEMP_TASK	TASK_EXPORT_FL
TEMP_TASK	TASK_ID
TEMP_TASK	TASK_REJECTED_FL
TEMP_TASK	TASK_REJECT_TEXT
TEMP_TASK	TASK_SEQ_NO
TEMP_TASK	TASK_TEXT
TEMP_TASK	TIME_STAMP
TEMP_TASK_EMPL	ASSIGNED_FL
TEMP_TASK_EMPL	BACKUP_FL
TEMP_TASK_EMPL	DELEGATED_FL
TEMP_TASK_EMPL	EMPL_ID
TEMP_TASK_EMPL	FUNCTIONAL_ROLE_CD
TEMP_TASK_EMPL	HIGH_NOTIFY_NO
TEMP_TASK_EMPL	LOW_NOTIFY_NO
TEMP_TASK_EMPL	MED_NOTIFY_NO
TEMP_TASK_EMPL	MODIFIED_BY
TEMP_TASK_EMPL	ROWVERSION
TEMP_TASK_EMPL	TASK_ID
TEMP_TASK_EMPL	TIME_STAMP
TEMP_TASK_EMPL	USER_DIRECTED_FL
TIME_CONFIG	CP_SALARY_PRORATION_FL

TABLE	COLUMN
TIME_CONFIG	LD_RECAST_CUSTOM_FL
TIME_CONFIG	PR_RECAST_CUSTOM_FL
Z_ADV_EXPORT01	ADVANCE_DESC
Z_ADV_EXPORT01	ADVANCE_DUE_DT
Z_ADV_EXPORT01	ADVANCE_ID
Z_ADV_EXPORT01	BASE_AMT
Z_ADV_EXPORT01	BASE_CURRENCY_CD
Z_ADV_EXPORT01	BATCH_ID
Z_ADV_EXPORT01	COMMENTS_TEXT
Z_ADV_EXPORT01	CP_COMPANY_CD
Z_ADV_EXPORT01	DISPLAY_ADVANCE_ID
Z_ADV_EXPORT01	EMPL_ID
Z_ADV_EXPORT01	EXP_CLASS_CD
Z_ADV_EXPORT01	EXP_RPT_TYPE_CD
Z_ADV_EXPORT01	FIRST_NAME
Z_ADV_EXPORT01	INITIAL_NAME
Z_ADV_EXPORT01	INVOICE_DT
Z_ADV_EXPORT01	LAST_NAME
Z_ADV_EXPORT01	PAY_AMT
Z_ADV_EXPORT01	PAY_CURRENCY_CD
Z_ADV_EXPORT01	TRANS_AMT
Z_ADV_EXPORT01	TRANS_CURRENCY_CD
Z_ADV_EXPORT01	UDT01_ID
Z_ADV_EXPORT01	UDT02_ID
Z_ADV_EXPORT01	UDT03_ID
Z_ADV_EXPORT01	UDT04_ID
Z_ADV_EXPORT01	UDT05_ID

TABLE	COLUMN
Z_ADV_EXPORT01	UDT06_CP_COMPANY_CD
Z_ADV_EXPORT01	UDT06_ID
Z_ADV_EXPORT01	UDT07_CP_COMPANY_CD
Z_ADV_EXPORT01	UDT07_ID
Z_ADV_EXPORT01	UDT08_ID
Z_ADV_EXPORT01	UDT09_ID
Z_ADV_EXPORT01	UDT10_ID
Z_ADV_EXPORT01	UDT11_ID
Z_ADV_EXPORT01	UDT12_ID
Z_ADV_EXPORT01	UDT13_ID
Z_ADV_EXPORT01	UDT14_ID
Z_ADV_EXPORT01	UDT15_ID
Z_ADV_EXPORT01	VENDOR_ID
Z_ADV_EXPORT02	ADVANCE_DESC
Z_ADV_EXPORT02	ADVANCE_DUE_DT
Z_ADV_EXPORT02	ADVANCE_ID
Z_ADV_EXPORT02	BASE_AMT
Z_ADV_EXPORT02	BASE_CURRENCY_CD
Z_ADV_EXPORT02	BATCH_ID
Z_ADV_EXPORT02	COMMENTS_TEXT
Z_ADV_EXPORT02	CP_COMPANY_CD
Z_ADV_EXPORT02	DISPLAY_ADVANCE_ID
Z_ADV_EXPORT02	EMPL_ID
Z_ADV_EXPORT02	EXP_CLASS_CD
Z_ADV_EXPORT02	EXP_RPT_TYPE_CD
Z_ADV_EXPORT02	FIRST_NAME
Z_ADV_EXPORT02	INITIAL_NAME

TABLE	COLUMN
Z_ADV_EXPORT02	INVOICE_DT
Z_ADV_EXPORT02	LAST_NAME
Z_ADV_EXPORT02	PAY_AMT
Z_ADV_EXPORT02	PAY_CURRENCY_CD
Z_ADV_EXPORT02	TRANS_AMT
Z_ADV_EXPORT02	TRANS_CURRENCY_CD
Z_ADV_EXPORT02	UDT01_ID
Z_ADV_EXPORT02	UDT02_ID
Z_ADV_EXPORT02	UDT03_ID
Z_ADV_EXPORT02	UDT04_ID
Z_ADV_EXPORT02	UDT05_ID
Z_ADV_EXPORT02	UDT06_CP_COMPANY_CD
Z_ADV_EXPORT02	UDT06_ID
Z_ADV_EXPORT02	UDT07_CP_COMPANY_CD
Z_ADV_EXPORT02	UDT07_ID
Z_ADV_EXPORT02	UDT08_ID
Z_ADV_EXPORT02	UDT09_ID
Z_ADV_EXPORT02	UDT10_ID
Z_ADV_EXPORT02	UDT11_ID
Z_ADV_EXPORT02	UDT12_ID
Z_ADV_EXPORT02	UDT13_ID
Z_ADV_EXPORT02	UDT14_ID
Z_ADV_EXPORT02	UDT15_ID
Z_ADV_EXPORT02	VENDOR_ID
Z_ADV_EXPORT03	ADVANCE_DESC
Z_ADV_EXPORT03	ADVANCE_DUE_DT
Z_ADV_EXPORT03	ADVANCE_ID

TABLE	COLUMN
Z_ADV_EXPORT03	BASE_AMT
Z_ADV_EXPORT03	BASE_CURRENCY_CD
Z_ADV_EXPORT03	BATCH_ID
Z_ADV_EXPORT03	COMMENTS_TEXT
Z_ADV_EXPORT03	CP_COMPANY_CD
Z_ADV_EXPORT03	DISPLAY_ADVANCE_ID
Z_ADV_EXPORT03	EMPL_ID
Z_ADV_EXPORT03	EXP_CLASS_CD
Z_ADV_EXPORT03	EXP_RPT_TYPE_CD
Z_ADV_EXPORT03	FIRST_NAME
Z_ADV_EXPORT03	INITIAL_NAME
Z_ADV_EXPORT03	INVOICE_DT
Z_ADV_EXPORT03	LAST_NAME
Z_ADV_EXPORT03	PAY_AMT
Z_ADV_EXPORT03	PAY_CURRENCY_CD
Z_ADV_EXPORT03	TRANS_AMT
Z_ADV_EXPORT03	TRANS_CURRENCY_CD
Z_ADV_EXPORT03	UDT01_ID
Z_ADV_EXPORT03	UDT02_ID
Z_ADV_EXPORT03	UDT03_ID
Z_ADV_EXPORT03	UDT04_ID
Z_ADV_EXPORT03	UDT05_ID
Z_ADV_EXPORT03	UDT06_CP_COMPANY_CD
Z_ADV_EXPORT03	UDT06_ID
Z_ADV_EXPORT03	UDT07_CP_COMPANY_CD
Z_ADV_EXPORT03	UDT07_ID
Z_ADV_EXPORT03	UDT08_ID

TABLE	COLUMN
Z_ADV_EXPORT03	UDT09_ID
Z_ADV_EXPORT03	UDT10_ID
Z_ADV_EXPORT03	UDT11_ID
Z_ADV_EXPORT03	UDT12_ID
Z_ADV_EXPORT03	UDT13_ID
Z_ADV_EXPORT03	UDT14_ID
Z_ADV_EXPORT03	UDT15_ID
Z_ADV_EXPORT03	VENDOR_ID
Z_ADV_EXPORT04	ADVANCE_DESC
Z_ADV_EXPORT04	ADVANCE_DUE_DT
Z_ADV_EXPORT04	ADVANCE_ID
Z_ADV_EXPORT04	BASE_AMT
Z_ADV_EXPORT04	BASE_CURRENCY_CD
Z_ADV_EXPORT04	BATCH_ID
Z_ADV_EXPORT04	COMMENTS_TEXT
Z_ADV_EXPORT04	CP_COMPANY_CD
Z_ADV_EXPORT04	DISPLAY_ADVANCE_ID
Z_ADV_EXPORT04	EMPL_ID
Z_ADV_EXPORT04	EXP_CLASS_CD
Z_ADV_EXPORT04	EXP_RPT_TYPE_CD
Z_ADV_EXPORT04	FIRST_NAME
Z_ADV_EXPORT04	INITIAL_NAME
Z_ADV_EXPORT04	INVOICE_DT
Z_ADV_EXPORT04	LAST_NAME
Z_ADV_EXPORT04	PAY_AMT
Z_ADV_EXPORT04	PAY_CURRENCY_CD
Z_ADV_EXPORT04	TRANS_AMT

TABLE	COLUMN
Z_ADV_EXPORT04	TRANS_CURRENCY_CD
Z_ADV_EXPORT04	UDT01_ID
Z_ADV_EXPORT04	UDT02_ID
Z_ADV_EXPORT04	UDT03_ID
Z_ADV_EXPORT04	UDT04_ID
Z_ADV_EXPORT04	UDT05_ID
Z_ADV_EXPORT04	UDT06_CP_COMPANY_CD
Z_ADV_EXPORT04	UDT06_ID
Z_ADV_EXPORT04	UDT07_CP_COMPANY_CD
Z_ADV_EXPORT04	UDT07_ID
Z_ADV_EXPORT04	UDT08_ID
Z_ADV_EXPORT04	UDT09_ID
Z_ADV_EXPORT04	UDT10_ID
Z_ADV_EXPORT04	UDT11_ID
Z_ADV_EXPORT04	UDT12_ID
Z_ADV_EXPORT04	UDT13_ID
Z_ADV_EXPORT04	UDT14_ID
Z_ADV_EXPORT04	UDT15_ID
Z_ADV_EXPORT04	VENDOR_ID
Z_ADV_EXPORT05	ADVANCE_DESC
Z_ADV_EXPORT05	ADVANCE_DUE_DT
Z_ADV_EXPORT05	ADVANCE_ID
Z_ADV_EXPORT05	BASE_AMT
Z_ADV_EXPORT05	BASE_CURRENCY_CD
Z_ADV_EXPORT05	BATCH_ID
Z_ADV_EXPORT05	COMMENTS_TEXT
Z_ADV_EXPORT05	CP_COMPANY_CD

TABLE	COLUMN
Z_ADV_EXPORT05	DISPLAY_ADVANCE_ID
Z_ADV_EXPORT05	EMPL_ID
Z_ADV_EXPORT05	EXP_CLASS_CD
Z_ADV_EXPORT05	EXP_RPT_TYPE_CD
Z_ADV_EXPORT05	FIRST_NAME
Z_ADV_EXPORT05	INITIAL_NAME
Z_ADV_EXPORT05	INVOICE_DT
Z_ADV_EXPORT05	LAST_NAME
Z_ADV_EXPORT05	PAY_AMT
Z_ADV_EXPORT05	PAY_CURRENCY_CD
Z_ADV_EXPORT05	TRANS_AMT
Z_ADV_EXPORT05	TRANS_CURRENCY_CD
Z_ADV_EXPORT05	UDT01_ID
Z_ADV_EXPORT05	UDT02_ID
Z_ADV_EXPORT05	UDT03_ID
Z_ADV_EXPORT05	UDT04_ID
Z_ADV_EXPORT05	UDT05_ID
Z_ADV_EXPORT05	UDT06_CP_COMPANY_CD
Z_ADV_EXPORT05	UDT06_ID
Z_ADV_EXPORT05	UDT07_CP_COMPANY_CD
Z_ADV_EXPORT05	UDT07_ID
Z_ADV_EXPORT05	UDT08_ID
Z_ADV_EXPORT05	UDT09_ID
Z_ADV_EXPORT05	UDT10_ID
Z_ADV_EXPORT05	UDT11_ID
Z_ADV_EXPORT05	UDT12_ID
Z_ADV_EXPORT05	UDT13_ID

TABLE	COLUMN
Z_ADV_EXPORT05	UDT14_ID
Z_ADV_EXPORT05	UDT15_ID
Z_ADV_EXPORT05	VENDOR_ID
Z_ADV_EXPORT06	ADVANCE_DESC
Z_ADV_EXPORT06	ADVANCE_DUE_DT
Z_ADV_EXPORT06	ADVANCE_ID
Z_ADV_EXPORT06	BASE_AMT
Z_ADV_EXPORT06	BASE_CURRENCY_CD
Z_ADV_EXPORT06	BATCH_ID
Z_ADV_EXPORT06	COMMENTS_TEXT
Z_ADV_EXPORT06	CP_COMPANY_CD
Z_ADV_EXPORT06	DISPLAY_ADVANCE_ID
Z_ADV_EXPORT06	EMPL_ID
Z_ADV_EXPORT06	EXP_CLASS_CD
Z_ADV_EXPORT06	EXP_RPT_TYPE_CD
Z_ADV_EXPORT06	FIRST_NAME
Z_ADV_EXPORT06	INITIAL_NAME
Z_ADV_EXPORT06	INVOICE_DT
Z_ADV_EXPORT06	LAST_NAME
Z_ADV_EXPORT06	PAY_AMT
Z_ADV_EXPORT06	PAY_CURRENCY_CD
Z_ADV_EXPORT06	TRANS_AMT
Z_ADV_EXPORT06	TRANS_CURRENCY_CD
Z_ADV_EXPORT06	UDT01_ID
Z_ADV_EXPORT06	UDT02_ID
Z_ADV_EXPORT06	UDT03_ID
Z_ADV_EXPORT06	UDT04_ID

TABLE	COLUMN
Z_ADV_EXPORT06	UDT05_ID
Z_ADV_EXPORT06	UDT06_CP_COMPANY_CD
Z_ADV_EXPORT06	UDT06_ID
Z_ADV_EXPORT06	UDT07_CP_COMPANY_CD
Z_ADV_EXPORT06	UDT07_ID
Z_ADV_EXPORT06	UDT08_ID
Z_ADV_EXPORT06	UDT09_ID
Z_ADV_EXPORT06	UDT10_ID
Z_ADV_EXPORT06	UDT11_ID
Z_ADV_EXPORT06	UDT12_ID
Z_ADV_EXPORT06	UDT13_ID
Z_ADV_EXPORT06	UDT14_ID
Z_ADV_EXPORT06	UDT15_ID
Z_ADV_EXPORT06	VENDOR_ID
Z_ADV_EXPORT07	ADVANCE_DESC
Z_ADV_EXPORT07	ADVANCE_DUE_DT
Z_ADV_EXPORT07	ADVANCE_ID
Z_ADV_EXPORT07	BASE_AMT
Z_ADV_EXPORT07	BASE_CURRENCY_CD
Z_ADV_EXPORT07	BATCH_ID
Z_ADV_EXPORT07	COMMENTS_TEXT
Z_ADV_EXPORT07	CP_COMPANY_CD
Z_ADV_EXPORT07	DISPLAY_ADVANCE_ID
Z_ADV_EXPORT07	EMPL_ID
Z_ADV_EXPORT07	EXP_CLASS_CD
Z_ADV_EXPORT07	EXP_RPT_TYPE_CD
Z_ADV_EXPORT07	FIRST_NAME

TABLE	COLUMN
Z_ADV_EXPORT07	INITIAL_NAME
Z_ADV_EXPORT07	INVOICE_DT
Z_ADV_EXPORT07	LAST_NAME
Z_ADV_EXPORT07	PAY_AMT
Z_ADV_EXPORT07	PAY_CURRENCY_CD
Z_ADV_EXPORT07	TRANS_AMT
Z_ADV_EXPORT07	TRANS_CURRENCY_CD
Z_ADV_EXPORT07	UDT01_ID
Z_ADV_EXPORT07	UDT02_ID
Z_ADV_EXPORT07	UDT03_ID
Z_ADV_EXPORT07	UDT04_ID
Z_ADV_EXPORT07	UDT05_ID
Z_ADV_EXPORT07	UDT06_CP_COMPANY_CD
Z_ADV_EXPORT07	UDT06_ID
Z_ADV_EXPORT07	UDT07_CP_COMPANY_CD
Z_ADV_EXPORT07	UDT07_ID
Z_ADV_EXPORT07	UDT08_ID
Z_ADV_EXPORT07	UDT09_ID
Z_ADV_EXPORT07	UDT10_ID
Z_ADV_EXPORT07	UDT11_ID
Z_ADV_EXPORT07	UDT12_ID
Z_ADV_EXPORT07	UDT13_ID
Z_ADV_EXPORT07	UDT14_ID
Z_ADV_EXPORT07	UDT15_ID
Z_ADV_EXPORT07	VENDOR_ID
Z_ADV_EXPORT08	ADVANCE_DESC
Z_ADV_EXPORT08	ADVANCE_DUE_DT

TABLE	COLUMN
Z_ADV_EXPORT08	ADVANCE_ID
Z_ADV_EXPORT08	BASE_AMT
Z_ADV_EXPORT08	BASE_CURRENCY_CD
Z_ADV_EXPORT08	BATCH_ID
Z_ADV_EXPORT08	COMMENTS_TEXT
Z_ADV_EXPORT08	CP_COMPANY_CD
Z_ADV_EXPORT08	DISPLAY_ADVANCE_ID
Z_ADV_EXPORT08	EMPL_ID
Z_ADV_EXPORT08	EXP_CLASS_CD
Z_ADV_EXPORT08	EXP_RPT_TYPE_CD
Z_ADV_EXPORT08	FIRST_NAME
Z_ADV_EXPORT08	INITIAL_NAME
Z_ADV_EXPORT08	INVOICE_DT
Z_ADV_EXPORT08	LAST_NAME
Z_ADV_EXPORT08	PAY_AMT
Z_ADV_EXPORT08	PAY_CURRENCY_CD
Z_ADV_EXPORT08	TRANS_AMT
Z_ADV_EXPORT08	TRANS_CURRENCY_CD
Z_ADV_EXPORT08	UDT01_ID
Z_ADV_EXPORT08	UDT02_ID
Z_ADV_EXPORT08	UDT03_ID
Z_ADV_EXPORT08	UDT04_ID
Z_ADV_EXPORT08	UDT05_ID
Z_ADV_EXPORT08	UDT06_CP_COMPANY_CD
Z_ADV_EXPORT08	UDT06_ID
Z_ADV_EXPORT08	UDT07_CP_COMPANY_CD
Z_ADV_EXPORT08	UDT07_ID

TABLE	COLUMN
Z_ADV_EXPORT08	UDT08_ID
Z_ADV_EXPORT08	UDT09_ID
Z_ADV_EXPORT08	UDT10_ID
Z_ADV_EXPORT08	UDT11_ID
Z_ADV_EXPORT08	UDT12_ID
Z_ADV_EXPORT08	UDT13_ID
Z_ADV_EXPORT08	UDT14_ID
Z_ADV_EXPORT08	UDT15_ID
Z_ADV_EXPORT08	VENDOR_ID
Z_ADV_EXPORT09	ADVANCE_DESC
Z_ADV_EXPORT09	ADVANCE_DUE_DT
Z_ADV_EXPORT09	ADVANCE_ID
Z_ADV_EXPORT09	BASE_AMT
Z_ADV_EXPORT09	BASE_CURRENCY_CD
Z_ADV_EXPORT09	BATCH_ID
Z_ADV_EXPORT09	COMMENTS_TEXT
Z_ADV_EXPORT09	CP_COMPANY_CD
Z_ADV_EXPORT09	DISPLAY_ADVANCE_ID
Z_ADV_EXPORT09	EMPL_ID
Z_ADV_EXPORT09	EXP_CLASS_CD
Z_ADV_EXPORT09	EXP_RPT_TYPE_CD
Z_ADV_EXPORT09	FIRST_NAME
Z_ADV_EXPORT09	INITIAL_NAME
Z_ADV_EXPORT09	INVOICE_DT
Z_ADV_EXPORT09	LAST_NAME
Z_ADV_EXPORT09	PAY_AMT
Z_ADV_EXPORT09	PAY_CURRENCY_CD

TABLE	COLUMN
Z_ADV_EXPORT09	TRANS_AMT
Z_ADV_EXPORT09	TRANS_CURRENCY_CD
Z_ADV_EXPORT09	UDT01_ID
Z_ADV_EXPORT09	UDT02_ID
Z_ADV_EXPORT09	UDT03_ID
Z_ADV_EXPORT09	UDT04_ID
Z_ADV_EXPORT09	UDT05_ID
Z_ADV_EXPORT09	UDT06_CP_COMPANY_CD
Z_ADV_EXPORT09	UDT06_ID
Z_ADV_EXPORT09	UDT07_CP_COMPANY_CD
Z_ADV_EXPORT09	UDT07_ID
Z_ADV_EXPORT09	UDT08_ID
Z_ADV_EXPORT09	UDT09_ID
Z_ADV_EXPORT09	UDT10_ID
Z_ADV_EXPORT09	UDT11_ID
Z_ADV_EXPORT09	UDT12_ID
Z_ADV_EXPORT09	UDT13_ID
Z_ADV_EXPORT09	UDT14_ID
Z_ADV_EXPORT09	UDT15_ID
Z_ADV_EXPORT09	VENDOR_ID
Z_ADV_EXPORT10	ADVANCE_DESC
Z_ADV_EXPORT10	ADVANCE_DUE_DT
Z_ADV_EXPORT10	ADVANCE_ID
Z_ADV_EXPORT10	BASE_AMT
Z_ADV_EXPORT10	BASE_CURRENCY_CD
Z_ADV_EXPORT10	BATCH_ID
Z_ADV_EXPORT10	COMMENTS_TEXT

TABLE	COLUMN
Z_ADV_EXPORT10	CP_COMPANY_CD
Z_ADV_EXPORT10	DISPLAY_ADVANCE_ID
Z_ADV_EXPORT10	EMPL_ID
Z_ADV_EXPORT10	EXP_CLASS_CD
Z_ADV_EXPORT10	EXP_RPT_TYPE_CD
Z_ADV_EXPORT10	FIRST_NAME
Z_ADV_EXPORT10	INITIAL_NAME
Z_ADV_EXPORT10	INVOICE_DT
Z_ADV_EXPORT10	LAST_NAME
Z_ADV_EXPORT10	PAY_AMT
Z_ADV_EXPORT10	PAY_CURRENCY_CD
Z_ADV_EXPORT10	TRANS_AMT
Z_ADV_EXPORT10	TRANS_CURRENCY_CD
Z_ADV_EXPORT10	UDT01_ID
Z_ADV_EXPORT10	UDT02_ID
Z_ADV_EXPORT10	UDT03_ID
Z_ADV_EXPORT10	UDT04_ID
Z_ADV_EXPORT10	UDT05_ID
Z_ADV_EXPORT10	UDT06_CP_COMPANY_CD
Z_ADV_EXPORT10	UDT06_ID
Z_ADV_EXPORT10	UDT07_CP_COMPANY_CD
Z_ADV_EXPORT10	UDT07_ID
Z_ADV_EXPORT10	UDT08_ID
Z_ADV_EXPORT10	UDT09_ID
Z_ADV_EXPORT10	UDT10_ID
Z_ADV_EXPORT10	UDT11_ID
Z_ADV_EXPORT10	UDT12_ID

TABLE	COLUMN
Z_ADV_EXPORT10	UDT13_ID
Z_ADV_EXPORT10	UDT14_ID
Z_ADV_EXPORT10	UDT15_ID
Z_ADV_EXPORT10	VENDOR_ID
Z_COMMIT_EXPORT01	BASE_COMMIT_AMT
Z_COMMIT_EXPORT01	BASE_CURRENCY_CD
Z_COMMIT_EXPORT01	BATCH_ID
Z_COMMIT_EXPORT01	CITY_NAME
Z_COMMIT_EXPORT01	COMMIT_CALC_DTT
Z_COMMIT_EXPORT01	COMMIT_DT
Z_COMMIT_EXPORT01	COMMIT_TYPE
Z_COMMIT_EXPORT01	COUNTRY_NAME
Z_COMMIT_EXPORT01	COUNTY_NAME
Z_COMMIT_EXPORT01	CP_COMPANY_CD
Z_COMMIT_EXPORT01	EMPL_ID
Z_COMMIT_EXPORT01	EMPL_NAME
Z_COMMIT_EXPORT01	END_DT
Z_COMMIT_EXPORT01	EXPENSE_ID
Z_COMMIT_EXPORT01	EXP_ID
Z_COMMIT_EXPORT01	EXP_RPT_TYPE_CD
Z_COMMIT_EXPORT01	EXP_TYPE_CD
Z_COMMIT_EXPORT01	PAYMENT_TYPE
Z_COMMIT_EXPORT01	PAY_COMMIT_AMT
Z_COMMIT_EXPORT01	PAY_CURRENCY_CD
Z_COMMIT_EXPORT01	START_DT
Z_COMMIT_EXPORT01	STATE_NAME
Z_COMMIT_EXPORT01	S_EXP_STATUS_CD

TABLE	COLUMN
Z_COMMIT_EXPORT01	UDT01_ID
Z_COMMIT_EXPORT01	UDT02_ID
Z_COMMIT_EXPORT01	UDT04_ID
Z_COMMIT_EXPORT01	UDT05_ID
Z_COMMIT_EXPORT01	UDT09_ID
Z_COMMIT_EXPORT01	VEND_ID
Z_COMMIT_EXPORT02	BASE_COMMIT_AMT
Z_COMMIT_EXPORT02	BASE_CURRENCY_CD
Z_COMMIT_EXPORT02	BATCH_ID
Z_COMMIT_EXPORT02	CITY_NAME
Z_COMMIT_EXPORT02	COMMIT_CALC_DTT
Z_COMMIT_EXPORT02	COMMIT_DT
Z_COMMIT_EXPORT02	COMMIT_TYPE
Z_COMMIT_EXPORT02	COUNTRY_NAME
Z_COMMIT_EXPORT02	COUNTY_NAME
Z_COMMIT_EXPORT02	CP_COMPANY_CD
Z_COMMIT_EXPORT02	EMPL_ID
Z_COMMIT_EXPORT02	EMPL_NAME
Z_COMMIT_EXPORT02	END_DT
Z_COMMIT_EXPORT02	EXPENSE_ID
Z_COMMIT_EXPORT02	EXP_ID
Z_COMMIT_EXPORT02	EXP_RPT_TYPE_CD
Z_COMMIT_EXPORT02	EXP_TYPE_CD
Z_COMMIT_EXPORT02	PAYMENT_TYPE
Z_COMMIT_EXPORT02	PAY_COMMIT_AMT
Z_COMMIT_EXPORT02	PAY_CURRENCY_CD
Z_COMMIT_EXPORT02	START_DT

TABLE	COLUMN
Z_COMMIT_EXPORT02	STATE_NAME
Z_COMMIT_EXPORT02	S_EXP_STATUS_CD
Z_COMMIT_EXPORT02	UDT01_ID
Z_COMMIT_EXPORT02	UDT02_ID
Z_COMMIT_EXPORT02	UDT04_ID
Z_COMMIT_EXPORT02	UDT05_ID
Z_COMMIT_EXPORT02	UDT09_ID
Z_COMMIT_EXPORT02	VEND_ID
Z_COMMIT_EXPORT03	BASE_COMMIT_AMT
Z_COMMIT_EXPORT03	BASE_CURRENCY_CD
Z_COMMIT_EXPORT03	BATCH_ID
Z_COMMIT_EXPORT03	CITY_NAME
Z_COMMIT_EXPORT03	COMMIT_CALC_DTT
Z_COMMIT_EXPORT03	COMMIT_DT
Z_COMMIT_EXPORT03	COMMIT_TYPE
Z_COMMIT_EXPORT03	COUNTRY_NAME
Z_COMMIT_EXPORT03	COUNTY_NAME
Z_COMMIT_EXPORT03	CP_COMPANY_CD
Z_COMMIT_EXPORT03	EMPL_ID
Z_COMMIT_EXPORT03	EMPL_NAME
Z_COMMIT_EXPORT03	END_DT
Z_COMMIT_EXPORT03	EXPENSE_ID
Z_COMMIT_EXPORT03	EXP_ID
Z_COMMIT_EXPORT03	EXP_RPT_TYPE_CD
Z_COMMIT_EXPORT03	EXP_TYPE_CD
Z_COMMIT_EXPORT03	PAYMENT_TYPE
Z_COMMIT_EXPORT03	PAY_COMMIT_AMT

TABLE	COLUMN
Z_COMMIT_EXPORT03	PAY_CURRENCY_CD
Z_COMMIT_EXPORT03	START_DT
Z_COMMIT_EXPORT03	STATE_NAME
Z_COMMIT_EXPORT03	S_EXP_STATUS_CD
Z_COMMIT_EXPORT03	UDT01_ID
Z_COMMIT_EXPORT03	UDT02_ID
Z_COMMIT_EXPORT03	UDT04_ID
Z_COMMIT_EXPORT03	UDT05_ID
Z_COMMIT_EXPORT03	UDT09_ID
Z_COMMIT_EXPORT03	VEND_ID
Z_COMMIT_EXPORT04	BASE_COMMIT_AMT
Z_COMMIT_EXPORT04	BASE_CURRENCY_CD
Z_COMMIT_EXPORT04	BATCH_ID
Z_COMMIT_EXPORT04	CITY_NAME
Z_COMMIT_EXPORT04	COMMIT_CALC_DTT
Z_COMMIT_EXPORT04	COMMIT_DT
Z_COMMIT_EXPORT04	COMMIT_TYPE
Z_COMMIT_EXPORT04	COUNTRY_NAME
Z_COMMIT_EXPORT04	COUNTY_NAME
Z_COMMIT_EXPORT04	CP_COMPANY_CD
Z_COMMIT_EXPORT04	EMPL_ID
Z_COMMIT_EXPORT04	EMPL_NAME
Z_COMMIT_EXPORT04	END_DT
Z_COMMIT_EXPORT04	EXPENSE_ID
Z_COMMIT_EXPORT04	EXP_ID
Z_COMMIT_EXPORT04	EXP_RPT_TYPE_CD
Z_COMMIT_EXPORT04	EXP_TYPE_CD

TABLE	COLUMN
Z_COMMIT_EXPORT04	PAYMENT_TYPE
Z_COMMIT_EXPORT04	PAY_COMMIT_AMT
Z_COMMIT_EXPORT04	PAY_CURRENCY_CD
Z_COMMIT_EXPORT04	START_DT
Z_COMMIT_EXPORT04	STATE_NAME
Z_COMMIT_EXPORT04	S_EXP_STATUS_CD
Z_COMMIT_EXPORT04	UDT01_ID
Z_COMMIT_EXPORT04	UDT02_ID
Z_COMMIT_EXPORT04	UDT04_ID
Z_COMMIT_EXPORT04	UDT05_ID
Z_COMMIT_EXPORT04	UDT09_ID
Z_COMMIT_EXPORT04	VEND_ID
Z_COMMIT_EXPORT05	BASE_COMMIT_AMT
Z_COMMIT_EXPORT05	BASE_CURRENCY_CD
Z_COMMIT_EXPORT05	BATCH_ID
Z_COMMIT_EXPORT05	CITY_NAME
Z_COMMIT_EXPORT05	COMMIT_CALC_DTT
Z_COMMIT_EXPORT05	COMMIT_DT
Z_COMMIT_EXPORT05	COMMIT_TYPE
Z_COMMIT_EXPORT05	COUNTRY_NAME
Z_COMMIT_EXPORT05	COUNTY_NAME
Z_COMMIT_EXPORT05	CP_COMPANY_CD
Z_COMMIT_EXPORT05	EMPL_ID
Z_COMMIT_EXPORT05	EMPL_NAME
Z_COMMIT_EXPORT05	END_DT
Z_COMMIT_EXPORT05	EXPENSE_ID
Z_COMMIT_EXPORT05	EXP_ID

TABLE	COLUMN
Z_COMMIT_EXPORT05	EXP_RPT_TYPE_CD
Z_COMMIT_EXPORT05	EXP_TYPE_CD
Z_COMMIT_EXPORT05	PAYMENT_TYPE
Z_COMMIT_EXPORT05	PAY_COMMIT_AMT
Z_COMMIT_EXPORT05	PAY_CURRENCY_CD
Z_COMMIT_EXPORT05	START_DT
Z_COMMIT_EXPORT05	STATE_NAME
Z_COMMIT_EXPORT05	S_EXP_STATUS_CD
Z_COMMIT_EXPORT05	UDT01_ID
Z_COMMIT_EXPORT05	UDT02_ID
Z_COMMIT_EXPORT05	UDT04_ID
Z_COMMIT_EXPORT05	UDT05_ID
Z_COMMIT_EXPORT05	UDT09_ID
Z_COMMIT_EXPORT05	VEND_ID
Z_COMMIT_EXPORT06	BASE_COMMIT_AMT
Z_COMMIT_EXPORT06	BASE_CURRENCY_CD
Z_COMMIT_EXPORT06	BATCH_ID
Z_COMMIT_EXPORT06	CITY_NAME
Z_COMMIT_EXPORT06	COMMIT_CALC_DTT
Z_COMMIT_EXPORT06	COMMIT_DT
Z_COMMIT_EXPORT06	COMMIT_TYPE
Z_COMMIT_EXPORT06	COUNTRY_NAME
Z_COMMIT_EXPORT06	COUNTY_NAME
Z_COMMIT_EXPORT06	CP_COMPANY_CD
Z_COMMIT_EXPORT06	EMPL_ID
Z_COMMIT_EXPORT06	EMPL_NAME
Z_COMMIT_EXPORT06	END_DT

TABLE	COLUMN
Z_COMMIT_EXPORT06	EXPENSE_ID
Z_COMMIT_EXPORT06	EXP_ID
Z_COMMIT_EXPORT06	EXP_RPT_TYPE_CD
Z_COMMIT_EXPORT06	EXP_TYPE_CD
Z_COMMIT_EXPORT06	PAYMENT_TYPE
Z_COMMIT_EXPORT06	PAY_COMMIT_AMT
Z_COMMIT_EXPORT06	PAY_CURRENCY_CD
Z_COMMIT_EXPORT06	START_DT
Z_COMMIT_EXPORT06	STATE_NAME
Z_COMMIT_EXPORT06	S_EXP_STATUS_CD
Z_COMMIT_EXPORT06	UDT01_ID
Z_COMMIT_EXPORT06	UDT02_ID
Z_COMMIT_EXPORT06	UDT04_ID
Z_COMMIT_EXPORT06	UDT05_ID
Z_COMMIT_EXPORT06	UDT09_ID
Z_COMMIT_EXPORT06	VEND_ID
Z_COMMIT_EXPORT07	BASE_COMMIT_AMT
Z_COMMIT_EXPORT07	BASE_CURRENCY_CD
Z_COMMIT_EXPORT07	BATCH_ID
Z_COMMIT_EXPORT07	CITY_NAME
Z_COMMIT_EXPORT07	COMMIT_CALC_DTT
Z_COMMIT_EXPORT07	COMMIT_DT
Z_COMMIT_EXPORT07	COMMIT_TYPE
Z_COMMIT_EXPORT07	COUNTRY_NAME
Z_COMMIT_EXPORT07	COUNTY_NAME
Z_COMMIT_EXPORT07	CP_COMPANY_CD
Z_COMMIT_EXPORT07	EMPL_ID

TABLE	COLUMN
Z_COMMIT_EXPORT07	EMPL_NAME
Z_COMMIT_EXPORT07	END_DT
Z_COMMIT_EXPORT07	EXPENSE_ID
Z_COMMIT_EXPORT07	EXP_ID
Z_COMMIT_EXPORT07	EXP_RPT_TYPE_CD
Z_COMMIT_EXPORT07	EXP_TYPE_CD
Z_COMMIT_EXPORT07	PAYMENT_TYPE
Z_COMMIT_EXPORT07	PAY_COMMIT_AMT
Z_COMMIT_EXPORT07	PAY_CURRENCY_CD
Z_COMMIT_EXPORT07	START_DT
Z_COMMIT_EXPORT07	STATE_NAME
Z_COMMIT_EXPORT07	S_EXP_STATUS_CD
Z_COMMIT_EXPORT07	UDT01_ID
Z_COMMIT_EXPORT07	UDT02_ID
Z_COMMIT_EXPORT07	UDT04_ID
Z_COMMIT_EXPORT07	UDT05_ID
Z_COMMIT_EXPORT07	UDT09_ID
Z_COMMIT_EXPORT07	VEND_ID
Z_COMMIT_EXPORT08	BASE_COMMIT_AMT
Z_COMMIT_EXPORT08	BASE_CURRENCY_CD
Z_COMMIT_EXPORT08	BATCH_ID
Z_COMMIT_EXPORT08	CITY_NAME
Z_COMMIT_EXPORT08	COMMIT_CALC_DTT
Z_COMMIT_EXPORT08	COMMIT_DT
Z_COMMIT_EXPORT08	COMMIT_TYPE
Z_COMMIT_EXPORT08	COUNTRY_NAME
Z_COMMIT_EXPORT08	COUNTY_NAME

TABLE	COLUMN
Z_COMMIT_EXPORT08	CP_COMPANY_CD
Z_COMMIT_EXPORT08	EMPL_ID
Z_COMMIT_EXPORT08	EMPL_NAME
Z_COMMIT_EXPORT08	END_DT
Z_COMMIT_EXPORT08	EXPENSE_ID
Z_COMMIT_EXPORT08	EXP_ID
Z_COMMIT_EXPORT08	EXP_RPT_TYPE_CD
Z_COMMIT_EXPORT08	EXP_TYPE_CD
Z_COMMIT_EXPORT08	PAYMENT_TYPE
Z_COMMIT_EXPORT08	PAY_COMMIT_AMT
Z_COMMIT_EXPORT08	PAY_CURRENCY_CD
Z_COMMIT_EXPORT08	START_DT
Z_COMMIT_EXPORT08	STATE_NAME
Z_COMMIT_EXPORT08	S_EXP_STATUS_CD
Z_COMMIT_EXPORT08	UDT01_ID
Z_COMMIT_EXPORT08	UDT02_ID
Z_COMMIT_EXPORT08	UDT04_ID
Z_COMMIT_EXPORT08	UDT05_ID
Z_COMMIT_EXPORT08	UDT09_ID
Z_COMMIT_EXPORT08	VEND_ID
Z_COMMIT_EXPORT09	BASE_COMMIT_AMT
Z_COMMIT_EXPORT09	BASE_CURRENCY_CD
Z_COMMIT_EXPORT09	BATCH_ID
Z_COMMIT_EXPORT09	CITY_NAME
Z_COMMIT_EXPORT09	COMMIT_CALC_DTT
Z_COMMIT_EXPORT09	COMMIT_DT
Z_COMMIT_EXPORT09	COMMIT_TYPE

TABLE	COLUMN
Z_COMMIT_EXPORT09	COUNTRY_NAME
Z_COMMIT_EXPORT09	COUNTY_NAME
Z_COMMIT_EXPORT09	CP_COMPANY_CD
Z_COMMIT_EXPORT09	EMPL_ID
Z_COMMIT_EXPORT09	EMPL_NAME
Z_COMMIT_EXPORT09	END_DT
Z_COMMIT_EXPORT09	EXPENSE_ID
Z_COMMIT_EXPORT09	EXP_ID
Z_COMMIT_EXPORT09	EXP_RPT_TYPE_CD
Z_COMMIT_EXPORT09	EXP_TYPE_CD
Z_COMMIT_EXPORT09	PAYMENT_TYPE
Z_COMMIT_EXPORT09	PAY_COMMIT_AMT
Z_COMMIT_EXPORT09	PAY_CURRENCY_CD
Z_COMMIT_EXPORT09	START_DT
Z_COMMIT_EXPORT09	STATE_NAME
Z_COMMIT_EXPORT09	S_EXP_STATUS_CD
Z_COMMIT_EXPORT09	UDT01_ID
Z_COMMIT_EXPORT09	UDT02_ID
Z_COMMIT_EXPORT09	UDT04_ID
Z_COMMIT_EXPORT09	UDT05_ID
Z_COMMIT_EXPORT09	UDT09_ID
Z_COMMIT_EXPORT09	VEND_ID
Z_COMMIT_EXPORT10	BASE_COMMIT_AMT
Z_COMMIT_EXPORT10	BASE_CURRENCY_CD
Z_COMMIT_EXPORT10	BATCH_ID
Z_COMMIT_EXPORT10	CITY_NAME
Z_COMMIT_EXPORT10	COMMIT_CALC_DTT

TABLE	COLUMN
Z_COMMIT_EXPORT10	COMMIT_DT
Z_COMMIT_EXPORT10	COMMIT_TYPE
Z_COMMIT_EXPORT10	COUNTRY_NAME
Z_COMMIT_EXPORT10	COUNTY_NAME
Z_COMMIT_EXPORT10	CP_COMPANY_CD
Z_COMMIT_EXPORT10	EMPL_ID
Z_COMMIT_EXPORT10	EMPL_NAME
Z_COMMIT_EXPORT10	END_DT
Z_COMMIT_EXPORT10	EXPENSE_ID
Z_COMMIT_EXPORT10	EXP_ID
Z_COMMIT_EXPORT10	EXP_RPT_TYPE_CD
Z_COMMIT_EXPORT10	EXP_TYPE_CD
Z_COMMIT_EXPORT10	PAYMENT_TYPE
Z_COMMIT_EXPORT10	PAY_COMMIT_AMT
Z_COMMIT_EXPORT10	PAY_CURRENCY_CD
Z_COMMIT_EXPORT10	START_DT
Z_COMMIT_EXPORT10	STATE_NAME
Z_COMMIT_EXPORT10	S_EXP_STATUS_CD
Z_COMMIT_EXPORT10	UDT01_ID
Z_COMMIT_EXPORT10	UDT02_ID
Z_COMMIT_EXPORT10	UDT04_ID
Z_COMMIT_EXPORT10	UDT05_ID
Z_COMMIT_EXPORT10	UDT09_ID
Z_COMMIT_EXPORT10	VEND_ID

Column Changes

TABLE	COLUMN	CHANGE
CORRECT_EXP_RPT_ADVANCE	MODIFIED_BY	NULLABILITY
CORRECT_EXP_RPT_ADVANCE	ROWVERSION	NULLABILITY
CORRECT_EXP_RPT_ADVANCE	TIME_STAMP	NULLABILITY
EXP_RPT_ADVANCE	MODIFIED_BY	NULLABILITY
EXP_RPT_ADVANCE	ROWVERSION	NULLABILITY
EXP_RPT_ADVANCE	TIME_STAMP	NULLABILITY

Foreign Keys Dropped

TABLE	FK NAME
CORRECT_EXP_RPT_ADVANCE	F00422
CORRECT_EXP_RPT_ADVANCE	F00422
CORRECT_EXP_RPT_LOCATION	F00430
CORRECT_EXP_RPT_LOCATION	F00430
DESKTOP_EXPENSE_TASKS	F00244
DESKTOP_EXPENSE_TASKS	F00246
DESKTOP_EXPENSE_TASKS	F00245
EMPL_LOCATION	F00397
EXP_AUTH_EXPENSE	F00401
EXP_AUTH_EXPENSE	F00401
EXP_AUTH_LOCATION	F00398
EXP_AUTH_TASKS	F00368
EXP_AUTH_TASKS	F00370
EXP_AUTH_TASKS	F00369
EXP_AUTH_TASKS	F00367
EXP_AUTH_TASKS_EMPL	F00388
EXP_AUTH_TASKS_EMPL	F00388

TABLE	FK NAME
EXP_AUTH_TASKS_EMPL	F00388
EXP_AUTH_TASKS_EMPL	F00388
EXP_RPT_ADVANCE	F00211
EXP_RPT_EXPENSE	F00400
EXP_RPT_EXPENSE	F00400
EXP_RPT_LOCATION	F00399
EXP_RPT_TASKS	F00251
EXP_RPT_TASKS	F00252
EXP_RPT_TASKS	F00253
EXP_RPT_TASKS	F00250
EXP_RPT_TASKS_EMPL	F00385
EXP_RPT_TASKS_EMPL	F00385
EXP_RPT_TASKS_EMPL	F00385
EXP_RPT_TASKS_EMPL	F00385
EXP_RPT_TYPE_AUTH_TASKS	F00344
EXP_RPT_TYPE_AUTH_TASKS	F00345
EXP_RPT_TYPE_AUTH_TASKS	F00343
EXP_RPT_TYPE_TASKS	F00255
EXP_RPT_TYPE_TASKS	F00254
EXP_RPT_TYPE_TASKS	F00256

Foreign Keys Added

CHILD TABLE	FK NAME	PARENT TABLE
ATTACHMENT	F00454	GENERAL_CONFIG_ATTACHMENT
CORRECT_EXP_RPT_CHARGE_W ARNING	F00540	CORRECT_EXP_RPT_CHARGE_ALLOC
CORRECT_EXP_RPT_CHARGE_W ARNING	F00541	EMPL

CHILD TABLE	FK NAME	PARENT TABLE
CORRECT_EXP_RPT_EXPENSE	F00544	CORRECT_EXP_RPT_LOCATION
CORRECT_EXP_RPT_EXPENSE_WARN	F00538	CORRECT_EXP_RPT_EXPENSE
CORRECT_EXP_RPT_EXPENSE_WARN	F00539	EMPL
CORRECT_EXP_RPT_LOCATION	F00449	CORRECT_EXP_RPT
CORRECT_EXP_RPT_LOCATION	F00450	LOCATION
CORRECT_EXP_RPT_WARNING	F00536	CORRECT_EXP_RPT
CORRECT_EXP_RPT_WARNING	F00537	EMPL
CORRECT_TASK	F00483	FUNCTIONAL_ROLE
CORRECT_TASK	F00484	FUNCTIONAL_ROLE
CORRECT_TASK	F00485	GENERAL_CONFIG_ATTACHMENT
CORRECT_TASK	F00486	EMPL
CORRECT_TASK	F00514	EXP_ADVANCE
CORRECT_TASK	F00515	EXP_AUTH
CORRECT_TASK	F00516	EXP_RPT
CORRECT_TASK	F00517	EXP_AUTH_EXPENSE
CORRECT_TASK	F00518	EXP_RPT_EXPENSE
CORRECT_TASK	F00519	EXP_AUTH_EXPENSE_CHARGE
CORRECT_TASK	F00521	EXP_AUTH_CHARGE_ALLOCATIONS
CORRECT_TASK	F00522	EXP_RPT_CHARGE_ALLOCATIONS
CORRECT_TASK_EMPL	F00491	CORRECT_TASK
CORRECT_TASK_EMPL	F00492	EMPL
CORRECT_TASK_EMPL	F00493	FUNCTIONAL_ROLE
EXP_ADVANCE	F00500	EMPL
EXP_ADVANCE	F00501	EXP_AUTH
EXP_ADVANCE	F00502	CURRENCY
EXP_ADVANCE	F00503	CURRENCY

CHILD TABLE	FK NAME	PARENT TABLE
EXP_ADVANCE_REVISION	F00504	EXP_ADVANCE
EXP_ADVANCE_REVISION	F00505	EMPL
EXP_AUTH_CHARGE_WARNING	F00528	EXP_AUTH_CHARGE_ALLOCATIONS
EXP_AUTH_CHARGE_WARNING	F00529	EMPL
EXP_AUTH_EXPENSE	F00443	LOCATION
EXP_AUTH_EXPENSE	F00543	EXP_AUTH_LOCATION
EXP_AUTH_EXPENSE_WARNING	F00526	EXP_AUTH_EXPENSE
EXP_AUTH_EXPENSE_WARNING	F00527	EMPL
EXP_AUTH_LOCATION	F00445	EXP_AUTH
EXP_AUTH_LOCATION	F00446	LOCATION
EXP_AUTH_WARNING	F00524	EXP_AUTH
EXP_AUTH_WARNING	F00525	EMPL
EXP_RPT_ADVANCE	F00546	EXP_RPT
EXP_RPT_ADVANCE	F00547	EXP_ADVANCE
EXP_RPT_CHARGE_WARNING	F00534	EXP_RPT_CHARGE_ALLOCATIONS
EXP_RPT_CHARGE_WARNING	F00535	EMPL
EXP_RPT_EXPENSE	F00444	LOCATION
EXP_RPT_EXPENSE	F00542	EXP_RPT_LOCATION
EXP_RPT_EXPENSE_WARNING	F00532	EXP_RPT_EXPENSE
EXP_RPT_EXPENSE_WARNING	F00533	EMPL
EXP_RPT_LOCATION	F00447	EXP_RPT
EXP_RPT_LOCATION	F00448	LOCATION
EXP_RPT_TYPE_TASK	F00458	EXP_RPT_TYPE
EXP_RPT_TYPE_TASK	F00459	FUNCTIONAL_ROLE
EXP_RPT_TYPE_TASK	F00460	GENERAL_CONFIG_ATTACHMENT
EXP_RPT_TYPE_TASK	F00461	FUNCTIONAL_ROLE
EXP_RPT_WARNING	F00530	EXP_RPT

CHILD TABLE	FK NAME	PARENT TABLE
EXP_RPT_WARNING	F00531	EMPL
EXP_TYPE_TASK	F00455	EXP_TYPE
EXP_TYPE_TASK	F00456	FUNCTIONAL_ROLE
EXP_TYPE_TASK	F00457	GENERAL_CONFIG_ATTACHMENT
GENERAL_CONFIG_ATTACHMENT	F00451	COMPANY
GENERAL_CONFIG_ATTACHMENT_LBLS	F00452	COMPANY
GENERAL_CONFIG_ATTACHMENT_LBLS	F00453	GENERAL_CONFIG_ATTACHMENT
LOCATION	F00442	EMPL
MENU	F00441	SCREENS
TASK	F00470	ATTACHMENT
TASK	F00471	FUNCTIONAL_ROLE
TASK	F00472	FUNCTIONAL_ROLE
TASK	F00473	GENERAL_CONFIG_ATTACHMENT
TASK	F00474	EMPL
TASK	F00506	EXP_AUTH
TASK	F00507	EXP_RPT
TASK	F00508	EXP_AUTH_EXPENSE
TASK	F00509	EXP_RPT_EXPENSE
TASK	F00510	EXP_AUTH_EXPENSE_CHARGE
TASK	F00512	EXP_AUTH_CHARGE_ALLOCATIONS
TASK	F00513	EXP_RPT_CHARGE_ALLOCATIONS
TASK	F00523	EXP_ADVANCE
TASK_EMPL	F00488	TASK
TASK_EMPL	F00489	EMPL
TASK_EMPL	F00490	FUNCTIONAL_ROLE

Tables with Modified Primary Keys

TABLE
ATTACHMENT
CORRECT_EXP_RPT_ADVANCE
CORRECT_EXP_RPT_CHARGE_WARNING
CORRECT_EXP_RPT_EXPENSE_WARN
CORRECT_EXP_RPT_WARNING
CORRECT_TASK
CORRECT_TASK_EMPL
DESKTOP_EXPENSE_TASKS
EMPL_LOCATION
EXP_ADVANCE
EXP_ADVANCE_REVISION
EXP_AUTH_CHARGE_WARNING
EXP_AUTH_EXPENSE_WARNING
EXP_AUTH_TASKS
EXP_AUTH_WARNING
EXP_RPT_ADVANCE
EXP_RPT_ADVANCE
EXP_RPT_CHARGE_WARNING
EXP_RPT_EXPENSE_WARNING
EXP_RPT_TASKS
EXP_RPT_TYPE_AUTH_TASKS
EXP_RPT_TYPE_TASK
EXP_RPT_TYPE_TASKS
EXP_RPT_WARNING
EXP_TYPE_TASK
GENERAL_CONFIG_ATTACHMENT

TABLE
GENERAL_CONFIG_ATTACHMENT_LBLS
IMPORT_LOG
LOCATION
MENU
TASK
TASK_EMPL

Tables with Modified Primary Keys

INDEX NAME	TABLE	COLUMN	COL SEQ
PI_0181	EXP_RPT_ADVANCE	EXP_RPT_ID	1
PI_0181	EXP_RPT_ADVANCE	ADVANCE_DT	2
PI_0181	EXP_RPT_ADVANCE	ADVANCE_REFERENCE_CD	3
PI_0193	DESKTOP_EXPENSE_TASKS	EMPL_ID	1
PI_0193	DESKTOP_EXPENSE_TASKS	S_TASK_CD	2
PI_0193	DESKTOP_EXPENSE_TASKS	TASK_DTT	3
PI_0193	DESKTOP_EXPENSE_TASKS	EXP_RPT_ID	4
PI_0193	DESKTOP_EXPENSE_TASKS	ALLOCATION_ID	5
PI_0193	DESKTOP_EXPENSE_TASKS	FUNCTIONAL_ROLE_CD	6
PI_0195	EXP_RPT_TASKS	EXP_RPT_ID	1
PI_0195	EXP_RPT_TASKS	ALLOCATION_ID	2
PI_0195	EXP_RPT_TASKS	FUNCTIONAL_ROLE_CD	3
PI_0195	EXP_RPT_TASKS	S_TASK_CD	4
PI_0196	EXP_RPT_TYPE_TASKS	EXP_RPT_TYPE_CD	1
PI_0196	EXP_RPT_TYPE_TASKS	FUNCTIONAL_ROLE_CD	2
PI_0196	EXP_RPT_TYPE_TASKS	S_TASK_CD	3
PI_0245	EXP_AUTH_TASKS	EXP_AUTH_ID	1

INDEX NAME	TABLE	COLUMN	COL SEQ
PI_0245	EXP_AUTH_TASKS	ALLOCATION_ID	2
PI_0245	EXP_AUTH_TASKS	FUNCTIONAL_ROLE_CD	3
PI_0245	EXP_AUTH_TASKS	S_TASK_CD	4
PI_0247	EXP_RPT_TYPE_AUTH_TASKS	EXP_RPT_TYPE_CD	1
PI_0247	EXP_RPT_TYPE_AUTH_TASKS	FUNCTIONAL_ROLE_CD	2
PI_0247	EXP_RPT_TYPE_AUTH_TASKS	S_TASK_CD	3
PI_0267	EMPL_LOCATION	EMPL_ID	1
PI_0267	EMPL_LOCATION	SEQ_NO	2
PI_0268	EXP_AUTH_LOCATION	EXP_AUTH_ID	1
PI_0268	EXP_AUTH_LOCATION	LOCATION_NO	2
PI_0286	CORRECT_EXP_RPT_ADVANCE	EXP_RPT_ID	1
PI_0286	CORRECT_EXP_RPT_ADVANCE	CORRECTION_NO	2
PI_0286	CORRECT_EXP_RPT_ADVANCE	ADVANCE_DT	3
PI_0286	CORRECT_EXP_RPT_ADVANCE	ADVANCE_REFERENCE_CD	4
RI_F00211	EXP_RPT_ADVANCE	EXP_RPT_ID	1
RI_F00244	DESKTOP_EXPENSE_TASKS	EMPL_ID	1
RI_F00245	DESKTOP_EXPENSE_TASKS	EXP_RPT_ID	1
RI_F00246	DESKTOP_EXPENSE_TASKS	FUNCTIONAL_ROLE_CD	1
RI_F00250	EXP_RPT_TASKS	EXP_RPT_ID	1
RI_F00251	EXP_RPT_TASKS	FUNCTIONAL_ROLE_CD	1
RI_F00252	EXP_RPT_TASKS	TASK_EMPL_ID	1
RI_F00253	EXP_RPT_TASKS	BACKUP_FUNCTIONAL_ROLE_CD	1
RI_F00254	EXP_RPT_TYPE_TASKS	EXP_RPT_TYPE_CD	1
RI_F00255	EXP_RPT_TYPE_TASKS	FUNCTIONAL_ROLE_CD	1
RI_F00256	EXP_RPT_TYPE_TASKS	BACKUP_FUNCTIONAL_ROLE_CD	1
RI_F00343	EXP_RPT_TYPE_AUTH_TASKS	EXP_RPT_TYPE_CD	1

INDEX NAME	TABLE	COLUMN	COL SEQ
RI_F00344	EXP_RPT_TYPE_AUTH_TASKS	FUNCTIONAL_ROLE_CD	1
RI_F00345	EXP_RPT_TYPE_AUTH_TASKS	BACKUP_FUNCTIONAL_ROLE_CD	1
RI_F00367	EXP_AUTH_TASKS	TASK_EMPL_ID	1
RI_F00368	EXP_AUTH_TASKS	EXP_AUTH_ID	1
RI_F00369	EXP_AUTH_TASKS	FUNCTIONAL_ROLE_CD	1
RI_F00370	EXP_AUTH_TASKS	BACKUP_FUNCTIONAL_ROLE_CD	1
RI_F00397	EMPL_LOCATION	EMPL_ID	1
RI_F00398	EXP_AUTH_LOCATION	EXP_AUTH_ID	1
RI_F00399	EXP_RPT_LOCATION	EXP_RPT_ID	1
RI_F00400	EXP_RPT_EXPENSE	EXP_RPT_ID	1
RI_F00400	EXP_RPT_EXPENSE	LOCATION_NO	2
RI_F00401	EXP_AUTH_EXPENSE	EXP_AUTH_ID	1
RI_F00401	EXP_AUTH_EXPENSE	LOCATION_NO	2
RI_F00422	CORRECT_EXP_RPT_ADVANCE	EXP_RPT_ID	1
RI_F00422	CORRECT_EXP_RPT_ADVANCE	CORRECTION_NO	2
RI_F00430	CORRECT_EXP_RPT_LOCATION	EXP_RPT_ID	1
RI_F00430	CORRECT_EXP_RPT_LOCATION	CORRECTION_NO	2
SI_0072	EMPL_LOCATION	EMPL_ID	1
SI_0072	EMPL_LOCATION	LOCATION_DESC	2

Indexes Added

INDEX NAME	TABLE	COLUMN	COL SEQ
PI_0300	MENU	MENU_CD	1
PI_0301	LOCATION	LOCATION_ID	1
PI_0302	EXP_AUTH_LOCATION	EXP_AUTH_ID	1
PI_0302	EXP_AUTH_LOCATION	LOCATION_NO	2

INDEX NAME	TABLE	COLUMN	COL SEQ
PI_0303	EXP_RPT_ADVANCE	EXP_RPT_ID	1
PI_0303	EXP_RPT_ADVANCE	ADVANCE_ID	2
PI_0304	IMPORT_LOG	MESSAGE_GROUP_NAME	2
PI_0304	IMPORT_LOG	FILE_NAME	3
PI_0304	IMPORT_LOG	BATCH_DTT	1
PI_0304	IMPORT_LOG	MESSAGE_NAME	4
PI_O234	GENERAL_CONFIG_ATTACHMENT	ATTACHMENT_TYPE_CD	2
PI_O234	GENERAL_CONFIG_ATTACHMENT	COMPANY_ID	1
PI_O235	GENERAL_CONFIG_ATTACHMENT_LBLS	COMPANY_ID	1
PI_O235	GENERAL_CONFIG_ATTACHMENT_LBLS	ATTACHMENT_TYPE_CD	2
PI_O235	GENERAL_CONFIG_ATTACHMENT_LBLS	LANGUAGE_CD	4
PI_O235	GENERAL_CONFIG_ATTACHMENT_LBLS	COUNTRY_CD	3
PI_O236	ATTACHMENT	ATTACHMENT_ID	1
PI_O237	EXP_TYPE_TASK	ATTACHMENT_TYPE_CD	6
PI_O237	EXP_TYPE_TASK	S_TASK_TYPE_CD	5
PI_O237	EXP_TYPE_TASK	S_TASK_SUB_OBJECT_CD	4
PI_O237	EXP_TYPE_TASK	S_TASK_OBJECT_CD	3
PI_O237	EXP_TYPE_TASK	FUNCTIONAL_ROLE_CD	2
PI_O237	EXP_TYPE_TASK	EXP_TYPE_CD	1
PI_O238	EXP_RPT_TYPE_TASK	EXP_RPT_TYPE_CD	1
PI_O238	EXP_RPT_TYPE_TASK	FUNCTIONAL_ROLE_CD	2
PI_O238	EXP_RPT_TYPE_TASK	ATTACHMENT_TYPE_CD	6
PI_O238	EXP_RPT_TYPE_TASK	S_TASK_TYPE_CD	5
PI_O238	EXP_RPT_TYPE_TASK	S_TASK_SUB_OBJECT_CD	4

INDEX NAME	TABLE	COLUMN	COL SEQ
PI_O238	EXP_RPT_TYPE_TASK	S_TASK_OBJECT_CD	3
PI_O239	TASK	TASK_ID	1
PI_O240	CORRECT_TASK	TASK_ID	1
PI_O240	CORRECT_TASK	CORRECTION_NO	2
PI_O241	TASK_EMPL	EMPL_ID	2
PI_O241	TASK_EMPL	TASK_ID	1
PI_O241	TASK_EMPL	FUNCTIONAL_ROLE_CD	3
PI_O242	CORRECT_TASK_EMPL	TASK_ID	1
PI_O242	CORRECT_TASK_EMPL	FUNCTIONAL_ROLE_CD	4
PI_O242	CORRECT_TASK_EMPL	EMPL_ID	3
PI_O242	CORRECT_TASK_EMPL	CORRECTION_NO	2
PI_O247	EXP_ADVANCE	ADVANCE_ID	1
PI_O248	EXP_ADVANCE_REVISION	ADVANCE_ID	1
PI_O248	EXP_ADVANCE_REVISION	REVISION_NO	2
PI_O249	EXP_AUTH_WARNING	EXP_AUTH_ID	1
PI_O249	EXP_AUTH_WARNING	WARNING_MESSAGE_ID	2
PI_O250	EXP_AUTH_EXPENSE_WARNING	EXP_AUTH_ID	1
PI_O250	EXP_AUTH_EXPENSE_WARNING	EXPENSE_ID	2
PI_O250	EXP_AUTH_EXPENSE_WARNING	WARNING_MESSAGE_ID	3
PI_O251	EXP_AUTH_CHARGE_WARNING	WARNING_MESSAGE_ID	3
PI_O251	EXP_AUTH_CHARGE_WARNING	EXP_AUTH_ID	1
PI_O251	EXP_AUTH_CHARGE_WARNING	ALLOCATION_ID	2
PI_O252	EXP_RPT_WARNING	WARNING_MESSAGE_ID	2
PI_O252	EXP_RPT_WARNING	EXP_RPT_ID	1
PI_O253	EXP_RPT_EXPENSE_WARNING	EXP_RPT_ID	1
PI_O253	EXP_RPT_EXPENSE_WARNING	EXPENSE_ID	2

INDEX NAME	TABLE	COLUMN	COL SEQ
PI_O253	EXP_RPT_EXPENSE_WARNING	WARNING_MESSAGE_ID	3
PI_O254	EXP_RPT_CHARGE_WARNING	ALLOCATION_ID	2
PI_O254	EXP_RPT_CHARGE_WARNING	WARNING_MESSAGE_ID	3
PI_O254	EXP_RPT_CHARGE_WARNING	EXP_RPT_ID	1
PI_O255	CORRECT_EXP_RPT_WARNING	CORRECTION_NO	2
PI_O255	CORRECT_EXP_RPT_WARNING	WARNING_MESSAGE_ID	3
PI_O255	CORRECT_EXP_RPT_WARNING	EXP_RPT_ID	1
PI_O256	CORRECT_EXP_RPT_EXPENSE_W ARN	WARNING_MESSAGE_ID	4
PI_O256	CORRECT_EXP_RPT_EXPENSE_W ARN	CORRECTION_NO	3
PI_O256	CORRECT_EXP_RPT_EXPENSE_W ARN	EXPENSE_ID	2
PI_O256	CORRECT_EXP_RPT_EXPENSE_W ARN	EXP_RPT_ID	1
PI_O257	CORRECT_EXP_RPT_CHARGE_W ARNING	WARNING_MESSAGE_ID	4
PI_O257	CORRECT_EXP_RPT_CHARGE_W ARNING	ALLOCATION_ID	2
PI_O257	CORRECT_EXP_RPT_CHARGE_W ARNING	EXP_RPT_ID	1
PI_O257	CORRECT_EXP_RPT_CHARGE_W ARNING	CORRECTION_NO	3
SI_0095	GENERAL_CONFIG_ATTACHMENT	COMPANY_ID	1
SI_0096	GENERAL_CONFIG_ATTACHMENT _LBL	COMPANY_ID	1
SI_0097	GENERAL_CONFIG_ATTACHMENT _LBL	ATTACHMENT_TYPE_CD	1
SI_0098	ATTACHMENT	ATTACHMENT_TYPE_CD	1
SI_0099	EXP_TYPE_TASK	EXP_TYPE_CD	1
SI_0101	EXP_TYPE_TASK	FUNCTIONAL_ROLE_CD	1
SI_0102	EXP_TYPE_TASK	ATTACHMENT_TYPE_CD	1

INDEX NAME	TABLE	COLUMN	COL SEQ
SI_0103	EXP_RPT_TYPE_TASK	EXP_RPT_TYPE_CD	1
SI_0104	EXP_RPT_TYPE_TASK	FUNCTIONAL_ROLE_CD	1
SI_0105	EXP_RPT_TYPE_TASK	ATTACHMENT_TYPE_CD	1
SI_0106	EXP_RPT_TYPE_TASK	BACKUP_FUNCTIONAL_ROLE_CD	1
SI_0107	TASK	ATTACHMENT_ID	1
SI_0108	TASK	FUNCTIONAL_ROLE_CD	1
SI_0109	TASK	BACKUP_FUNCTIONAL_ROLE_CD	1
SI_0110	TASK	ATTACHMENT_TYPE_CD	1
SI_0111	TASK	TASK_EMPL_ID	1
SI_0112	CORRECT_TASK	FUNCTIONAL_ROLE_CD	1
SI_0113	CORRECT_TASK	BACKUP_FUNCTIONAL_ROLE_CD	1
SI_0114	CORRECT_TASK	ATTACHMENT_TYPE_CD	1
SI_0115	CORRECT_TASK	TASK_EMPL_ID	1
SI_0116	TASK_EMPL	TASK_ID	1
SI_0117	TASK_EMPL	EMPL_ID	1
SI_0118	TASK_EMPL	FUNCTIONAL_ROLE_CD	1
SI_0119	CORRECT_TASK_EMPL	TASK_ID	1
SI_0120	CORRECT_TASK_EMPL	EMPL_ID	1
SI_0121	CORRECT_TASK_EMPL	FUNCTIONAL_ROLE_CD	1
SI_0128	EXP_RPT_EXPENSE_CHARGE	ALLOCATION_ID	3
SI_0128	EXP_RPT_EXPENSE_CHARGE	EXPENSE_ID	2
SI_0128	EXP_RPT_EXPENSE_CHARGE	EXP_RPT_ID	1
SI_0129	EXP_RPT_LOCATION	EXP_RPT_ID	1
SI_0129	EXP_RPT_LOCATION	LOCATION_ID	2
SI_0130	EXP_AUTH_LOCATION	LOCATION_ID	2
SI_0130	EXP_AUTH_LOCATION	EXP_AUTH_ID	1

INDEX NAME	TABLE	COLUMN	COL SEQ
SI_0131	CORRECT_EXP_RPT_LOCATION	EXP_RPT_ID	1
SI_0131	CORRECT_EXP_RPT_LOCATION	CORRECTION_NO	2
SI_0131	CORRECT_EXP_RPT_LOCATION	LOCATION_ID	3
SI_0133	Z_ADV_EXPORT01	ADVANCE_ID	2
SI_0133	Z_ADV_EXPORT01	BATCH_ID	1
SI_0134	Z_ADV_EXPORT02	ADVANCE_ID	2
SI_0134	Z_ADV_EXPORT02	BATCH_ID	1
SI_0135	Z_ADV_EXPORT03	BATCH_ID	1
SI_0135	Z_ADV_EXPORT03	ADVANCE_ID	2
SI_0136	Z_ADV_EXPORT04	BATCH_ID	1
SI_0136	Z_ADV_EXPORT04	ADVANCE_ID	2
SI_0137	Z_ADV_EXPORT05	BATCH_ID	1
SI_0137	Z_ADV_EXPORT05	ADVANCE_ID	2
SI_0138	Z_ADV_EXPORT06	BATCH_ID	1
SI_0138	Z_ADV_EXPORT06	ADVANCE_ID	2
SI_0139	Z_ADV_EXPORT07	BATCH_ID	1
SI_0139	Z_ADV_EXPORT07	ADVANCE_ID	2
SI_0140	Z_ADV_EXPORT08	ADVANCE_ID	2
SI_0140	Z_ADV_EXPORT08	BATCH_ID	1
SI_0141	Z_ADV_EXPORT09	BATCH_ID	1
SI_0141	Z_ADV_EXPORT09	ADVANCE_ID	2
SI_0142	Z_ADV_EXPORT10	BATCH_ID	1
SI_0142	Z_ADV_EXPORT10	ADVANCE_ID	2
SI_0143	EXP_COMMIT_DETL	EXPENSE_ID	2
SI_0143	EXP_COMMIT_DETL	EXP_ID	1
SI_0144	Z_COMMIT_EXPORT01	EXP_ID	2

INDEX NAME	TABLE	COLUMN	COL SEQ
SI_0144	Z_COMMIT_EXPORT01	BATCH_ID	1
SI_0144	Z_COMMIT_EXPORT01	EXPENSE_ID	3
SI_0145	Z_COMMIT_EXPORT02	EXPENSE_ID	3
SI_0145	Z_COMMIT_EXPORT02	EXP_ID	2
SI_0145	Z_COMMIT_EXPORT02	BATCH_ID	1
SI_0146	Z_COMMIT_EXPORT03	BATCH_ID	1
SI_0146	Z_COMMIT_EXPORT03	EXP_ID	2
SI_0146	Z_COMMIT_EXPORT03	EXPENSE_ID	3
SI_0147	Z_COMMIT_EXPORT04	EXPENSE_ID	3
SI_0147	Z_COMMIT_EXPORT04	EXP_ID	2
SI_0147	Z_COMMIT_EXPORT04	BATCH_ID	1
SI_0148	Z_COMMIT_EXPORT05	BATCH_ID	1
SI_0148	Z_COMMIT_EXPORT05	EXP_ID	2
SI_0148	Z_COMMIT_EXPORT05	EXPENSE_ID	3
SI_0149	Z_COMMIT_EXPORT06	EXPENSE_ID	3
SI_0149	Z_COMMIT_EXPORT06	EXP_ID	2
SI_0149	Z_COMMIT_EXPORT06	BATCH_ID	1
SI_0150	Z_COMMIT_EXPORT07	BATCH_ID	1
SI_0150	Z_COMMIT_EXPORT07	EXP_ID	2
SI_0150	Z_COMMIT_EXPORT07	EXPENSE_ID	3
SI_0151	Z_COMMIT_EXPORT08	EXP_ID	2
SI_0151	Z_COMMIT_EXPORT08	EXPENSE_ID	3
SI_0151	Z_COMMIT_EXPORT08	BATCH_ID	1
SI_0152	Z_COMMIT_EXPORT09	EXP_ID	2
SI_0152	Z_COMMIT_EXPORT09	BATCH_ID	1
SI_0152	Z_COMMIT_EXPORT09	EXPENSE_ID	3

INDEX NAME	TABLE	COLUMN	COL SEQ
SI_0153	Z_COMMIT_EXPORT10	EXPENSE_ID	3
SI_0153	Z_COMMIT_EXPORT10	BATCH_ID	1
SI_0153	Z_COMMIT_EXPORT10	EXP_ID	2
SI_0154	ATTACHMENT	BARCODE_ID	1
UI_0001	GENERAL_CONFIG_ATTACHMENT	ATTACHMENT_TYPE_CD	1

Database Changes for the 8.3 to 9.0.0.1 TC_0000 Schema

This section includes the changes made to the database for this release.

New Columns

Table	Column
IMPORT_EXP_RPT_ADVANCE_PAYMENT	ADVANCE_ID
IMPORT_EXP_RPT_ADVANCE_PAYMENT	DISPLAY_ADVANCE_ID
SCHEMA_CONFIG	LUMIGENT_ENABLED_FL
SCHEMA_CONFIG	S_STORAGE_METHOD_CD

Database Changes for the 8.3 to 9.0.0.1 TC_0001 Schema

This section includes the changes made to the database for this release.

New Tables

Table
ATTACHMENT
CORRECT_EXP_RPT_CHARGE_WARNING
CORRECT_EXP_RPT_EXPENSE_WARN
CORRECT_EXP_RPT_WARNING
CORRECT_TASK
CORRECT_TASK_EMPL
EXPORT_ADVANCE
EXP_ADVANCE
EXP_ADVANCE_REVISION
EXP_AUTH_CHARGE_WARNING
EXP_AUTH_EXPENSE_WARNING
EXP_AUTH_WARNING
EXP_COMMIT_DETL
EXP_RPT_CHARGE_WARNING
EXP_RPT_EXPENSE_WARNING
EXP_RPT_TYPE_TASK
EXP_RPT_WARNING
EXP_TYPE_TASK
GENERAL_CONFIG_ATTACHMENT
GENERAL_CONFIG_ATTACHMENT_LBLS
IMPORT_LOG
LOCATION

Table
MENU
TASK
TASK_EMPL
TEMP_EXP_ADVANCE
TEMP_EXP_ADVANCE_REVISION
TEMP_EXP_AUTH_LOCATION
TEMP_EXP_RPT_ADVANCE
TEMP_EXP_RPT_LOCATION
TEMP_TASK
TEMP_TASK_EMPL
Z_ADV_EXPORT01
Z_ADV_EXPORT02
Z_ADV_EXPORT03
Z_ADV_EXPORT04
Z_ADV_EXPORT05
Z_ADV_EXPORT06
Z_ADV_EXPORT07
Z_ADV_EXPORT08
Z_ADV_EXPORT09
Z_ADV_EXPORT10
Z_COMMIT_EXPORT01
Z_COMMIT_EXPORT02
Z_COMMIT_EXPORT03
Z_COMMIT_EXPORT04
Z_COMMIT_EXPORT05
Z_COMMIT_EXPORT06
Z_COMMIT_EXPORT07

Table
Z_COMMIT_EXPORT08
Z_COMMIT_EXPORT09
Z_COMMIT_EXPORT10

Tables Dropped

Table
DESKTOP_EXPENSE_TASKS
EMPL_LOCATION
EXP_AUTH_TASKS
EXP_RPT_TASKS
EXP_RPT_TYPE_AUTH_TASKS
EXP_RPT_TYPE_TASKS

Columns Dropped

Table	Column
CORRECT_EXP_RPT	ADVANCE_EXPENSE_REF_CD
CORRECT_EXP_RPT	ADVANCE_UDT01_ID
CORRECT_EXP_RPT	ADVANCE_UDT02_ID
CORRECT_EXP_RPT	ADVANCE_UDT03_ID
CORRECT_EXP_RPT	ADVANCE_UDT04_ID
CORRECT_EXP_RPT	ADVANCE_UDT05_ID
CORRECT_EXP_RPT	ADVANCE_UDT06_CP_COMPANY_CD
CORRECT_EXP_RPT	ADVANCE_UDT06_ID
CORRECT_EXP_RPT	ADVANCE_UDT07_CP_COMPANY_CD
CORRECT_EXP_RPT	ADVANCE_UDT07_ID
CORRECT_EXP_RPT	ADVANCE_UDT08_ID
CORRECT_EXP_RPT	ADVANCE_UDT09_ID

Table	Column
CORRECT_EXP_RPT	ADVANCE_UDT10_ID
CORRECT_EXP_RPT	ADVANCE_UDT11_ID
CORRECT_EXP_RPT	ADVANCE_UDT12_ID
CORRECT_EXP_RPT	ADVANCE_UDT13_ID
CORRECT_EXP_RPT	ADVANCE_UDT14_ID
CORRECT_EXP_RPT	ADVANCE_UDT15_ID
CORRECT_EXP_RPT	CITY_NAME
CORRECT_EXP_RPT	COUNTRY_NAME
CORRECT_EXP_RPT	COUNTY_NAME
CORRECT_EXP_RPT	CREATED_EXP_RPT_DTT
CORRECT_EXP_RPT	MULTIPLE_LOCATIONS_FL
CORRECT_EXP_RPT	STATE_NAME
CORRECT_EXP_RPT	SUBMITTED_EXP_RPT_DTT
CORRECT_EXP_RPT_ADVANCE	ADVANCE_DT
CORRECT_EXP_RPT_ADVANCE	ADVANCE_REFERENCE_CD
CORRECT_EXP_RPT_EXPENSE	CITY_NAME
CORRECT_EXP_RPT_EXPENSE	COUNTRY_NAME
CORRECT_EXP_RPT_EXPENSE	COUNTY_NAME
CORRECT_EXP_RPT_EXPENSE	STATE_NAME
CORRECT_EXP_RPT_LOCATION	CITY_NAME
CORRECT_EXP_RPT_LOCATION	COUNTRY_NAME
CORRECT_EXP_RPT_LOCATION	COUNTY_NAME
CORRECT_EXP_RPT_LOCATION	LOCATION_DESC
CORRECT_EXP_RPT_LOCATION	STATE_NAME
DESKTOP_EXPENSE_TASKS	ALLOCATION_ID
DESKTOP_EXPENSE_TASKS	DELEGATED_FL
DESKTOP_EXPENSE_TASKS	EMPL_ID

Table	Column
DESKTOP_EXPENSE_TASKS	EXP_RPT_ID
DESKTOP_EXPENSE_TASKS	FUNCTIONAL_ROLE_CD
DESKTOP_EXPENSE_TASKS	HIGH_TASK_DTT
DESKTOP_EXPENSE_TASKS	MED_TASK_DTT
DESKTOP_EXPENSE_TASKS	MODIFIED_BY
DESKTOP_EXPENSE_TASKS	ORIGINATOR_NAME
DESKTOP_EXPENSE_TASKS	ROWVERSION
DESKTOP_EXPENSE_TASKS	S_TASK_CD
DESKTOP_EXPENSE_TASKS	TASK_DESC
DESKTOP_EXPENSE_TASKS	TASK_DTT
DESKTOP_EXPENSE_TASKS	TASK_TEXT
DESKTOP_EXPENSE_TASKS	TIME_STAMP
EMPL_LOCATION	CITY_NAME
EMPL_LOCATION	COUNTRY_NAME
EMPL_LOCATION	COUNTY_NAME
EMPL_LOCATION	EMPL_ID
EMPL_LOCATION	LOCATION_DESC
EMPL_LOCATION	LOCATION_TEXT
EMPL_LOCATION	MODIFIED_BY
EMPL_LOCATION	ROWVERSION
EMPL_LOCATION	SEQ_NO
EMPL_LOCATION	STATE_NAME
EMPL_LOCATION	TIME_STAMP
EMPL_PREFERENCE	S_DFLT_SCREEN_CD
EXP_AUTH	ADVANCE_REASON_TEXT
EXP_AUTH	BASE_ADVANCE_AMT
EXP_AUTH	CITY_NAME

Table	Column
EXP_AUTH	COUNTRY_NAME
EXP_AUTH	COUNTY_NAME
EXP_AUTH	CREATED_EXP_AUTH_DTT
EXP_AUTH	MULTIPLE_LOCATIONS_FL
EXP_AUTH	PAY_ADVANCE_AMT
EXP_AUTH	STATE_NAME
EXP_AUTH	SUBMITTED_EXP_AUTH_DTT
EXP_AUTH	S_AUTH_ADV_STATUS_CD
EXP_AUTH_EXPENSE	CITY_NAME
EXP_AUTH_EXPENSE	COUNTRY_NAME
EXP_AUTH_EXPENSE	COUNTY_NAME
EXP_AUTH_EXPENSE	STATE_NAME
EXP_AUTH_LOCATION	CITY_NAME
EXP_AUTH_LOCATION	COUNTRY_NAME
EXP_AUTH_LOCATION	COUNTY_NAME
EXP_AUTH_LOCATION	LOCATION_DESC
EXP_AUTH_LOCATION	STATE_NAME
EXP_AUTH_TASKS	ALLOCATION_ID
EXP_AUTH_TASKS	BACKUP_FUNCTIONAL_ROLE_CD
EXP_AUTH_TASKS	CHAIN_SEQ_NO
EXP_AUTH_TASKS	EXP_AUTH_ID
EXP_AUTH_TASKS	FUNCTIONAL_ROLE_CD
EXP_AUTH_TASKS	HIGH_TASK_DTT
EXP_AUTH_TASKS	MED_TASK_DTT
EXP_AUTH_TASKS	MODIFIED_BY
EXP_AUTH_TASKS	NOTIFY_BACKUP_HIGH_FL
EXP_AUTH_TASKS	NOTIFY_BACKUP_LOW_FL

Table	Column
EXP_AUTH_TASKS	NOTIFY_BACKUP_MED_FL
EXP_AUTH_TASKS	NOTIFY_FL
EXP_AUTH_TASKS	NOTIFY_PRIMARY_HIGH_FL
EXP_AUTH_TASKS	NOTIFY_PRIMARY_LOW_FL
EXP_AUTH_TASKS	NOTIFY_PRIMARY_MED_FL
EXP_AUTH_TASKS	ROWVERSION
EXP_AUTH_TASKS	S_TASK_CD
EXP_AUTH_TASKS	TASK_COMPLETE_DTT
EXP_AUTH_TASKS	TASK_COMPLETE_FL
EXP_AUTH_TASKS	TASK_DUE_DTT
EXP_AUTH_TASKS	TASK_EMPL_ID
EXP_AUTH_TASKS	TIME_STAMP
EXP_AUTH_TASKS	USER_DIRECTED_FL
EXP_CLASS	NOTIFY_ADVANCE_APPROVE_FL
EXP_CLASS	NOTIFY_ADVANCE_PAID_FL
EXP_CLASS	NOTIFY_ADVANCE_REJECT_FL
EXP_CLASS	NOTIFY_APPROVE_EXPENSE_FL
EXP_CLASS	NOTIFY_APPROVE_FL
EXP_CLASS	NOTIFY_AUTH_CHARGE_APPROVE_FL
EXP_CLASS	NOTIFY_AUTH_CHARGE_REJECT_FL
EXP_CLASS	NOTIFY_EXPENSE_IMPORT_FL
EXP_CLASS	NOTIFY_EXP_AUTH_APPROVE_FL
EXP_CLASS	NOTIFY_EXP_AUTH_REJECT_FL
EXP_CLASS	NOTIFY_EXP_AUTH_REVISE_FL
EXP_CLASS	NOTIFY_EXP_AUTH_SIGN_FL
EXP_CLASS	NOTIFY_EXP_AUTH_VOID_FL
EXP_CLASS	NOTIFY_IMAGE_FL

Table	Column
EXP_CLASS	NOTIFY_PAYMENT_FL
EXP_CLASS	NOTIFY_RECEIPT_FL
EXP_CLASS	NOTIFY_REJECT_EXPENSE_FL
EXP_CLASS	NOTIFY_REJECT_FL
EXP_CLASS	NOTIFY_REVISE_FL
EXP_CLASS	NOTIFY_SIGN_FL
EXP_CLASS	NOTIFY_VOID_FL
EXP_CLASS	TASK_ADVANCE_APPROVE_FL
EXP_CLASS	TASK_ADVANCE_PAID_FL
EXP_CLASS	TASK_ADVANCE_REJECT_FL
EXP_CLASS	TASK_APPROVE_EXPENSE_FL
EXP_CLASS	TASK_APPROVE_FL
EXP_CLASS	TASK_AUTH_CHARGE_APPROVE_FL
EXP_CLASS	TASK_AUTH_CHARGE_REJECT_FL
EXP_CLASS	TASK_EXPENSE_IMPORT_FL
EXP_CLASS	TASK_EXP_AUTH_APPROVE_FL
EXP_CLASS	TASK_EXP_AUTH_REJECT_FL
EXP_CLASS	TASK_EXP_AUTH_REVISE_FL
EXP_CLASS	TASK_EXP_AUTH_SIGN_FL
EXP_CLASS	TASK_EXP_AUTH_VOID_FL
EXP_CLASS	TASK_IMAGE_FL
EXP_CLASS	TASK_PAYMENT_FL
EXP_CLASS	TASK_RECEIPT_FL
EXP_CLASS	TASK_REJECT_EXPENSE_FL
EXP_CLASS	TASK_REJECT_FL
EXP_CLASS	TASK_REVISE_FL
EXP_CLASS	TASK_SIGN_FL

Table	Column
EXP_CLASS	TASK_VOID_FL
EXP_CONFIG	PRINT_BARCODE_FL
EXP_CONFIG	S_BARCODE_CONTENT_CD
EXP_RPT	ADVANCE_EXPENSE_REF_CD
EXP_RPT	ADVANCE_UDT01_ID
EXP_RPT	ADVANCE_UDT02_ID
EXP_RPT	ADVANCE_UDT03_ID
EXP_RPT	ADVANCE_UDT04_ID
EXP_RPT	ADVANCE_UDT05_ID
EXP_RPT	ADVANCE_UDT06_CP_COMPANY_CD
EXP_RPT	ADVANCE_UDT06_ID
EXP_RPT	ADVANCE_UDT07_CP_COMPANY_CD
EXP_RPT	ADVANCE_UDT07_ID
EXP_RPT	ADVANCE_UDT08_ID
EXP_RPT	ADVANCE_UDT09_ID
EXP_RPT	ADVANCE_UDT10_ID
EXP_RPT	ADVANCE_UDT11_ID
EXP_RPT	ADVANCE_UDT12_ID
EXP_RPT	ADVANCE_UDT13_ID
EXP_RPT	ADVANCE_UDT14_ID
EXP_RPT	ADVANCE_UDT15_ID
EXP_RPT	CITY_NAME
EXP_RPT	COUNTRY_NAME
EXP_RPT	COUNTY_NAME
EXP_RPT	CREATED_EXP_RPT_DTT
EXP_RPT	MULTIPLE_LOCATIONS_FL
EXP_RPT	STATE_NAME

Table	Column
EXP_RPT	SUBMITTED_EXP_RPT_DTT
EXP_RPT_ADVANCE	ADVANCE_DT
EXP_RPT_ADVANCE	ADVANCE_REFERENCE_CD
EXP_RPT_EXPENSE	CITY_NAME
EXP_RPT_EXPENSE	COUNTRY_NAME
EXP_RPT_EXPENSE	COUNTY_NAME
EXP_RPT_EXPENSE	STATE_NAME
EXP_RPT_LOCATION	CITY_NAME
EXP_RPT_LOCATION	COUNTRY_NAME
EXP_RPT_LOCATION	COUNTY_NAME
EXP_RPT_LOCATION	LOCATION_DESC
EXP_RPT_LOCATION	STATE_NAME
EXP_RPT_TASKS	ALLOCATION_ID
EXP_RPT_TASKS	BACKUP_FUNCTIONAL_ROLE_CD
EXP_RPT_TASKS	CHAIN_SEQ_NO
EXP_RPT_TASKS	EXP_RPT_ID
EXP_RPT_TASKS	FUNCTIONAL_ROLE_CD
EXP_RPT_TASKS	HIGH_TASK_DTT
EXP_RPT_TASKS	MED_TASK_DTT
EXP_RPT_TASKS	MODIFIED_BY
EXP_RPT_TASKS	NOTIFY_BACKUP_HIGH_FL
EXP_RPT_TASKS	NOTIFY_BACKUP_LOW_FL
EXP_RPT_TASKS	NOTIFY_BACKUP_MED_FL
EXP_RPT_TASKS	NOTIFY_FL
EXP_RPT_TASKS	NOTIFY_PRIMARY_HIGH_FL
EXP_RPT_TASKS	NOTIFY_PRIMARY_LOW_FL
EXP_RPT_TASKS	NOTIFY_PRIMARY_MED_FL

Table	Column
EXP_RPT_TASKS	ROWVERSION
EXP_RPT_TASKS	S_TASK_CD
EXP_RPT_TASKS	TASK_COMPLETE_DTT
EXP_RPT_TASKS	TASK_COMPLETE_FL
EXP_RPT_TASKS	TASK_DUE_DTT
EXP_RPT_TASKS	TASK_EMPL_ID
EXP_RPT_TASKS	TIME_STAMP
EXP_RPT_TASKS	USER_DIRECTED_FL
EXP_RPT_TYPE	S_EXPORT_CD
EXP_RPT_TYPE	TRACK_MULTIPLE_LOCATIONS_FL
EXP_RPT_TYPE_AUTH_TASKS	ALWAYS_CREATE_EXP_RPT_TASK_FL
EXP_RPT_TYPE_AUTH_TASKS	BACKUP_FUNCTIONAL_ROLE_CD
EXP_RPT_TYPE_AUTH_TASKS	CHAIN_SEQ_NO
EXP_RPT_TYPE_AUTH_TASKS	COMPLETE_TASK_DAYS
EXP_RPT_TYPE_AUTH_TASKS	COMPLETE_TASK_HOURS
EXP_RPT_TYPE_AUTH_TASKS	COMPLETE_TASK_MINS
EXP_RPT_TYPE_AUTH_TASKS	EXP_RPT_TYPE_CD
EXP_RPT_TYPE_AUTH_TASKS	FUNCTIONAL_ROLE_CD
EXP_RPT_TYPE_AUTH_TASKS	HIGH_PRIORITY_DAYS
EXP_RPT_TYPE_AUTH_TASKS	HIGH_PRIORITY_HRS
EXP_RPT_TYPE_AUTH_TASKS	HIGH_PRIORITY_MINS
EXP_RPT_TYPE_AUTH_TASKS	INCLUDE_BACKUP_ROLE_FL
EXP_RPT_TYPE_AUTH_TASKS	MAX_CASH_ADVANCE_AMT
EXP_RPT_TYPE_AUTH_TASKS	MAX_EXPENSE_AMT
EXP_RPT_TYPE_AUTH_TASKS	MED_PRIORITY_DAYS
EXP_RPT_TYPE_AUTH_TASKS	MED_PRIORITY_HRS
EXP_RPT_TYPE_AUTH_TASKS	MED_PRIORITY_MINS

Table	Column
EXP_RPT_TYPE_AUTH_TASKS	MIN_CASH_ADVANCE_AMT
EXP_RPT_TYPE_AUTH_TASKS	MIN_EXPENSE_AMT
EXP_RPT_TYPE_AUTH_TASKS	MODIFIED_BY
EXP_RPT_TYPE_AUTH_TASKS	NOTIFY_FL
EXP_RPT_TYPE_AUTH_TASKS	ROWVERSION
EXP_RPT_TYPE_AUTH_TASKS	S_INIT_PRIORITY_CD
EXP_RPT_TYPE_AUTH_TASKS	S_TASK_CD
EXP_RPT_TYPE_AUTH_TASKS	TIME_STAMP
EXP_RPT_TYPE_AUTH_TASKS	USER_DIRECTED_FL
EXP_RPT_TYPE_TASKS	BACKUP_FUNCTIONAL_ROLE_CD
EXP_RPT_TYPE_TASKS	CHAIN_SEQ_NO
EXP_RPT_TYPE_TASKS	COMPLETE_TASK_DAYS
EXP_RPT_TYPE_TASKS	COMPLETE_TASK_HOURS
EXP_RPT_TYPE_TASKS	COMPLETE_TASK_MINS
EXP_RPT_TYPE_TASKS	EXP_RPT_TYPE_CD
EXP_RPT_TYPE_TASKS	FUNCTIONAL_ROLE_CD
EXP_RPT_TYPE_TASKS	HIGH_PRIORITY_DAYS
EXP_RPT_TYPE_TASKS	HIGH_PRIORITY_HRS
EXP_RPT_TYPE_TASKS	HIGH_PRIORITY_MINS
EXP_RPT_TYPE_TASKS	INCLUDE_BACKUP_ROLE_FL
EXP_RPT_TYPE_TASKS	MAX_EXPENSE_AMT
EXP_RPT_TYPE_TASKS	MAX_OVER_CEILING_AMT
EXP_RPT_TYPE_TASKS	MAX_UNALLOWABLE_AMT
EXP_RPT_TYPE_TASKS	MED_PRIORITY_DAYS
EXP_RPT_TYPE_TASKS	MED_PRIORITY_HRS
EXP_RPT_TYPE_TASKS	MED_PRIORITY_MINS
EXP_RPT_TYPE_TASKS	MIN_EXPENSE_AMT

Table	Column
EXP_RPT_TYPE_TASKS	MIN_OVER_CEILING_AMT
EXP_RPT_TYPE_TASKS	MIN_UNALLOWABLE_AMT
EXP_RPT_TYPE_TASKS	MODIFIED_BY
EXP_RPT_TYPE_TASKS	NOTIFY_FL
EXP_RPT_TYPE_TASKS	ROWVERSION
EXP_RPT_TYPE_TASKS	S_INIT_PRIORITY_CD
EXP_RPT_TYPE_TASKS	S_TASK_CD
EXP_RPT_TYPE_TASKS	TIME_STAMP
EXP_RPT_TYPE_TASKS	USER_DIRECTED_FL
EXP_TYPE	RECEIPT_THRESHOLD_AMT
GENERAL_CONFIG	DFLT_S_DFLT_SCREEN_CD
TEMP_EXP_AUTH	ADVANCE_REASON_TEXT
TEMP_EXP_AUTH	BASE_ADVANCE_AMT
TEMP_EXP_AUTH	CITY_NAME
TEMP_EXP_AUTH	COUNTRY_NAME
TEMP_EXP_AUTH	COUNTY_NAME
TEMP_EXP_AUTH	CREATED_EXP_AUTH_DTT
TEMP_EXP_AUTH	MULTIPLE_LOCATIONS_FL
TEMP_EXP_AUTH	PAY_ADVANCE_AMT
TEMP_EXP_AUTH	STATE_NAME
TEMP_EXP_AUTH	SUBMITTED_EXP_AUTH_DTT
TEMP_EXP_AUTH	S_AUTH_ADV_STATUS_CD
TEMP_EXP_AUTH_EXPENSE	CITY_NAME
TEMP_EXP_AUTH_EXPENSE	COUNTRY_NAME
TEMP_EXP_AUTH_EXPENSE	COUNTY_NAME
TEMP_EXP_AUTH_EXPENSE	STATE_NAME
TEMP_EXP_RPT	ADVANCE_EXPENSE_REF_CD

Table	Column
TEMP_EXP_RPT	ADVANCE_UDT01_ID
TEMP_EXP_RPT	ADVANCE_UDT02_ID
TEMP_EXP_RPT	ADVANCE_UDT03_ID
TEMP_EXP_RPT	ADVANCE_UDT04_ID
TEMP_EXP_RPT	ADVANCE_UDT05_ID
TEMP_EXP_RPT	ADVANCE_UDT06_CP_COMPANY_CD
TEMP_EXP_RPT	ADVANCE_UDT06_ID
TEMP_EXP_RPT	ADVANCE_UDT07_CP_COMPANY_CD
TEMP_EXP_RPT	ADVANCE_UDT07_ID
TEMP_EXP_RPT	ADVANCE_UDT08_ID
TEMP_EXP_RPT	ADVANCE_UDT09_ID
TEMP_EXP_RPT	ADVANCE_UDT10_ID
TEMP_EXP_RPT	ADVANCE_UDT11_ID
TEMP_EXP_RPT	ADVANCE_UDT12_ID
TEMP_EXP_RPT	ADVANCE_UDT13_ID
TEMP_EXP_RPT	ADVANCE_UDT14_ID
TEMP_EXP_RPT	ADVANCE_UDT15_ID
TEMP_EXP_RPT	CITY_NAME
TEMP_EXP_RPT	COUNTRY_NAME
TEMP_EXP_RPT	COUNTY_NAME
TEMP_EXP_RPT	CREATED_EXP_RPT_DTT
TEMP_EXP_RPT	MULTIPLE_LOCATIONS_FL
TEMP_EXP_RPT	STATE_NAME
TEMP_EXP_RPT	SUBMITTED_EXP_RPT_DTT
TEMP_EXP_RPT_EXPENSE	CITY_NAME
TEMP_EXP_RPT_EXPENSE	COUNTRY_NAME
TEMP_EXP_RPT_EXPENSE	COUNTY_NAME

Table	Column
TEMP_EXP_RPT_EXPENSE	STATE_NAME

Columns Added

Table	Column
ATTACHMENT	ADVANCE_ID
ATTACHMENT	ATTACHMENT_DATA
ATTACHMENT	ATTACHMENT_DESC
ATTACHMENT	ATTACHMENT_FILE_DIRECTORY_NAME
ATTACHMENT	ATTACHMENT_FILE_NAME
ATTACHMENT	ATTACHMENT_ID
ATTACHMENT	ATTACHMENT_TYPE_CD
ATTACHMENT	BARCODE_ID
ATTACHMENT	EA_ALLOCATION_ID
ATTACHMENT	EA_EXPENSE_ID
ATTACHMENT	ER_ALLOCATION_ID
ATTACHMENT	ER_EXPENSE_ID
ATTACHMENT	EXP_AUTH_ID
ATTACHMENT	EXP_RPT_ID
ATTACHMENT	FILE_TYPE_CD
ATTACHMENT	MODIFIED_BY
ATTACHMENT	ROWVERSION
ATTACHMENT	TIME_STAMP
CLASS	NOTES
COMPANY_ACCESS	EXPIRATION_DT
CORRECT_EXP_RPT_ADVANCE	ADVANCE_DTT
CORRECT_EXP_RPT_ADVANCE	ADVANCE_EMPL_ID
CORRECT_EXP_RPT_ADVANCE	ADVANCE_ID

Table	Column
CORRECT_EXP_RPT_CHARGE_WARNING	ALLOCATION_ID
CORRECT_EXP_RPT_CHARGE_WARNING	CORRECTION_NO
CORRECT_EXP_RPT_CHARGE_WARNING	EXP_RPT_ID
CORRECT_EXP_RPT_CHARGE_WARNING	MODIFIED_BY
CORRECT_EXP_RPT_CHARGE_WARNING	PARAMETER1_S
CORRECT_EXP_RPT_CHARGE_WARNING	PARAMETER2_S
CORRECT_EXP_RPT_CHARGE_WARNING	PARAMETER3_S
CORRECT_EXP_RPT_CHARGE_WARNING	PARAMETER4_S
CORRECT_EXP_RPT_CHARGE_WARNING	ROWVERSION
CORRECT_EXP_RPT_CHARGE_WARNING	TIME_STAMP
CORRECT_EXP_RPT_CHARGE_WARNING	WARNING_DTT
CORRECT_EXP_RPT_CHARGE_WARNING	WARNING_EMPL_ID
CORRECT_EXP_RPT_CHARGE_WARNING	WARNING_MESSAGE_ID
CORRECT_EXP_RPT_EXPENSE	LOCATION_ID
CORRECT_EXP_RPT_EXPENSE_DAY	ADJUSTMENT_REASON_TEXT
CORRECT_EXP_RPT_EXPENSE_DAY	BASE_ADJUST_OVER_CEILING_AMT
CORRECT_EXP_RPT_EXPENSE_DAY	BASE_ADJUST_UNDER_CEILING_AMT
CORRECT_EXP_RPT_EXPENSE_DAY	BASE_DAILY_ROOM_RATE
CORRECT_EXP_RPT_EXPENSE_DAY	BASE_DAILY_TAX_RATE
CORRECT_EXP_RPT_EXPENSE_DAY	BASE_NON_REIMBURSE_AMT
CORRECT_EXP_RPT_EXPENSE_DAY	BASE_OVER_CEILING_AMT
CORRECT_EXP_RPT_EXPENSE_DAY	BASE_PERSONAL_AMT
CORRECT_EXP_RPT_EXPENSE_DAY	BASE_UNALLOWABLE_AMT
CORRECT_EXP_RPT_EXPENSE_DAY	PAY_ADJUST_OVER_CEILING_AMT
CORRECT_EXP_RPT_EXPENSE_DAY	PAY_ADJUST_UNDER_CEILING_AMT
CORRECT_EXP_RPT_EXPENSE_DAY	PAY_DAILY_ROOM_RATE
CORRECT_EXP_RPT_EXPENSE_DAY	PAY_DAILY_TAX_RATE

Table	Column
CORRECT_EXP_RPT_EXPENSE_DAY	PAY_NON_REIMBURSE_AMT
CORRECT_EXP_RPT_EXPENSE_DAY	PAY_OVER_CEILING_AMT
CORRECT_EXP_RPT_EXPENSE_DAY	PAY_PERSONAL_AMT
CORRECT_EXP_RPT_EXPENSE_DAY	PAY_UNALLOWABLE_AMT
CORRECT_EXP_RPT_EXPENSE_DAY	PERSONAL_FL
CORRECT_EXP_RPT_EXPENSE_DAY	TRANS_ADJUST_OVER_CEILING_AMT
CORRECT_EXP_RPT_EXPENSE_DAY	TRANS_ADJUST_UNDER_CEILING_AMT
CORRECT_EXP_RPT_EXPENSE_DAY	TRANS_DAILY_ROOM_RATE
CORRECT_EXP_RPT_EXPENSE_DAY	TRANS_DAILY_TAX_RATE
CORRECT_EXP_RPT_EXPENSE_DAY	TRANS_NON_REIMBURSE_AMT
CORRECT_EXP_RPT_EXPENSE_DAY	TRANS_OVER_CEILING_AMT
CORRECT_EXP_RPT_EXPENSE_DAY	TRANS_PERSONAL_AMT
CORRECT_EXP_RPT_EXPENSE_DAY	TRANS_UNALLOWABLE_AMT
CORRECT_EXP_RPT_EXPENSE_WARN	CORRECTION_NO
CORRECT_EXP_RPT_EXPENSE_WARN	EXPENSE_ID
CORRECT_EXP_RPT_EXPENSE_WARN	EXP_RPT_ID
CORRECT_EXP_RPT_EXPENSE_WARN	MODIFIED_BY
CORRECT_EXP_RPT_EXPENSE_WARN	PARAMETER1_S
CORRECT_EXP_RPT_EXPENSE_WARN	PARAMETER2_S
CORRECT_EXP_RPT_EXPENSE_WARN	PARAMETER3_S
CORRECT_EXP_RPT_EXPENSE_WARN	PARAMETER4_S
CORRECT_EXP_RPT_EXPENSE_WARN	ROWVERSION
CORRECT_EXP_RPT_EXPENSE_WARN	TIME_STAMP
CORRECT_EXP_RPT_EXPENSE_WARN	WARNING_DTT
CORRECT_EXP_RPT_EXPENSE_WARN	WARNING_EMPL_ID
CORRECT_EXP_RPT_EXPENSE_WARN	WARNING_MESSAGE_ID
CORRECT_EXP_RPT_LOCATION	LOCATION_ID

Table	Column
CORRECT_EXP_RPT_WARNING	CORRECTION_NO
CORRECT_EXP_RPT_WARNING	EXP_RPT_ID
CORRECT_EXP_RPT_WARNING	MODIFIED_BY
CORRECT_EXP_RPT_WARNING	PARAMETER1_S
CORRECT_EXP_RPT_WARNING	PARAMETER2_S
CORRECT_EXP_RPT_WARNING	PARAMETER3_S
CORRECT_EXP_RPT_WARNING	PARAMETER4_S
CORRECT_EXP_RPT_WARNING	ROWVERSION
CORRECT_EXP_RPT_WARNING	S_WARNING_TYPE_CD
CORRECT_EXP_RPT_WARNING	TIME_STAMP
CORRECT_EXP_RPT_WARNING	WARNING_DTT
CORRECT_EXP_RPT_WARNING	WARNING_EMPL_ID
CORRECT_EXP_RPT_WARNING	WARNING_MESSAGE_ID
CORRECT_TASK	ADVANCE_ID
CORRECT_TASK	ATTACHMENT_ID
CORRECT_TASK	ATTACHMENT_TYPE_CD
CORRECT_TASK	BACKUP_FUNCTIONAL_ROLE_CD
CORRECT_TASK	CLEAR_TASK_FL
CORRECT_TASK	CORRECTION_NO
CORRECT_TASK	EA_ALLOCATION_ID
CORRECT_TASK	EA_EXPENSE_ID
CORRECT_TASK	ER_ALLOCATION_ID
CORRECT_TASK	ER_EXPENSE_ID
CORRECT_TASK	EXP_AUTH_ID
CORRECT_TASK	EXP_RPT_ID
CORRECT_TASK	FUNCTIONAL_ROLE_CD
CORRECT_TASK	HIGH_NOTIFY_FL

Table	Column
CORRECT_TASK	HIGH_TASK_DTT
CORRECT_TASK	LOW_NOTIFY_FL
CORRECT_TASK	MED_NOTIFY_FL
CORRECT_TASK	MED_TASK_DTT
CORRECT_TASK	MODIFIED_BY
CORRECT_TASK	ROWVERSION
CORRECT_TASK	S_DOCUMENT_MISSING_FL
CORRECT_TASK	S_DOCUMENT_STATUS_CD
CORRECT_TASK	S_TASK_CD
CORRECT_TASK	S_TASK_EDIT_CD
CORRECT_TASK	S_TASK_OBJECT_CD
CORRECT_TASK	S_TASK_RULE_CD
CORRECT_TASK	S_TASK_SUB_OBJECT_CD
CORRECT_TASK	S_TASK_TYPE_CD
CORRECT_TASK	TASK_COMPLETE_DTT
CORRECT_TASK	TASK_COMPLETE_FL
CORRECT_TASK	TASK_DUE_DTT
CORRECT_TASK	TASK_EMPL_ID
CORRECT_TASK	TASK_EXPORT_FL
CORRECT_TASK	TASK_ID
CORRECT_TASK	TASK_NOTE_TEXT
CORRECT_TASK	TASK_REJECTED_FL
CORRECT_TASK	TASK_REJECT_TEXT
CORRECT_TASK	TASK_SEQ_NO
CORRECT_TASK	TASK_TEXT
CORRECT_TASK	TIME_STAMP
CORRECT_TASK	USER_DIRECTED_FL

Table	Column
CORRECT_TASK_EMPL	ASSIGNED_FL
CORRECT_TASK_EMPL	BACKUP_FL
CORRECT_TASK_EMPL	CORRECTION_NO
CORRECT_TASK_EMPL	DELEGATED_FL
CORRECT_TASK_EMPL	EMPL_ID
CORRECT_TASK_EMPL	FUNCTIONAL_ROLE_CD
CORRECT_TASK_EMPL	HIGH_NOTIFY_NO
CORRECT_TASK_EMPL	LOW_NOTIFY_NO
CORRECT_TASK_EMPL	MED_NOTIFY_NO
CORRECT_TASK_EMPL	MODIFIED_BY
CORRECT_TASK_EMPL	ROWVERSION
CORRECT_TASK_EMPL	TASK_ID
CORRECT_TASK_EMPL	TIME_STAMP
CORRECT_TASK_EMPL	USER_DIRECTED_FL
EMPL_PREFERENCE	S_DFLT_ADMIN_SCREEN_CD
EMPL_PREFERENCE	S_DFLT_EXPENSE_SCREEN_CD
EMPL_PREFERENCE	S_DFLT_SELF_SERVICE_SCREEN_CD
EMPL_PREFERENCE	S_DFLT_TIME_SCREEN_CD
EMPL_PREFERENCE	S_TEXT_ICON_CD
EXPORT_ADVANCE	ADVANCE_DESC
EXPORT_ADVANCE	ADVANCE_DUE_DT
EXPORT_ADVANCE	ADVANCE_ID
EXPORT_ADVANCE	BASE_AMT
EXPORT_ADVANCE	BASE_CURRENCY_CD
EXPORT_ADVANCE	BATCH_ID
EXPORT_ADVANCE	COMMENTS_TEXT
EXPORT_ADVANCE	CP_COMPANY_CD

Table	Column
EXPORT_ADVANCE	DISPLAY_ADVANCE_ID
EXPORT_ADVANCE	EMPL_ID
EXPORT_ADVANCE	EXP_CLASS_CD
EXPORT_ADVANCE	EXP_RPT_TYPE_CD
EXPORT_ADVANCE	FIRST_NAME
EXPORT_ADVANCE	INITIAL_NAME
EXPORT_ADVANCE	INVOICE_DT
EXPORT_ADVANCE	LAST_NAME
EXPORT_ADVANCE	PAY_AMT
EXPORT_ADVANCE	PAY_CURRENCY_CD
EXPORT_ADVANCE	TRANS_AMT
EXPORT_ADVANCE	TRANS_CURRENCY_CD
EXPORT_ADVANCE	UDT01_ID
EXPORT_ADVANCE	UDT02_ID
EXPORT_ADVANCE	UDT03_ID
EXPORT_ADVANCE	UDT04_ID
EXPORT_ADVANCE	UDT05_ID
EXPORT_ADVANCE	UDT06_CP_COMPANY_CD
EXPORT_ADVANCE	UDT06_ID
EXPORT_ADVANCE	UDT07_CP_COMPANY_CD
EXPORT_ADVANCE	UDT07_ID
EXPORT_ADVANCE	UDT08_ID
EXPORT_ADVANCE	UDT09_ID
EXPORT_ADVANCE	UDT10_ID
EXPORT_ADVANCE	UDT11_ID
EXPORT_ADVANCE	UDT12_ID
EXPORT_ADVANCE	UDT13_ID

Table	Column
EXPORT_ADVANCE	UDT14_ID
EXPORT_ADVANCE	UDT15_ID
EXPORT_ADVANCE	VENDOR_ID
EXPORT_LABOR	MODIFIED_BY
EXPORT_LABOR	S_STATUS_CD
EXPORT_LABOR	TIME_STAMP
EXPORT_LABOR	TS_UDT10_ID
EXPORT_PAYROLL	MODIFIED_BY
EXPORT_PAYROLL	S_STATUS_CD
EXPORT_PAYROLL	TIME_STAMP
EXPORT_PAYROLL	TS_UDT10_ID
EXP_ADVANCE	ADVANCE_DTT
EXP_ADVANCE	ADVANCE_DUE_DTT
EXP_ADVANCE	ADVANCE_EMPL_ID
EXP_ADVANCE	ADVANCE_ID
EXP_ADVANCE	ADVANCE_PAYMENT_S
EXP_ADVANCE	ADVANCE_REASON_TEXT
EXP_ADVANCE	ADVANCE_UDT01_ID
EXP_ADVANCE	ADVANCE_UDT02_ID
EXP_ADVANCE	ADVANCE_UDT03_ID
EXP_ADVANCE	ADVANCE_UDT04_ID
EXP_ADVANCE	ADVANCE_UDT05_ID
EXP_ADVANCE	ADVANCE_UDT06_CP_COMPANY_CD
EXP_ADVANCE	ADVANCE_UDT06_ID
EXP_ADVANCE	ADVANCE_UDT07_CP_COMPANY_CD
EXP_ADVANCE	ADVANCE_UDT07_ID
EXP_ADVANCE	ADVANCE_UDT08_ID

Table	Column
EXP_ADVANCE	ADVANCE_UDT09_ID
EXP_ADVANCE	ADVANCE_UDT10_ID
EXP_ADVANCE	ADVANCE_UDT11_ID
EXP_ADVANCE	ADVANCE_UDT12_ID
EXP_ADVANCE	ADVANCE_UDT13_ID
EXP_ADVANCE	ADVANCE_UDT14_ID
EXP_ADVANCE	ADVANCE_UDT15_ID
EXP_ADVANCE	BASE_AMT
EXP_ADVANCE	BASE_CURRENCY_CD
EXP_ADVANCE	BATCH_ID
EXP_ADVANCE	DISPLAY_ADVANCE_ID
EXP_ADVANCE	EXP_AUTH_ID
EXP_ADVANCE	MODIFIED_BY
EXP_ADVANCE	PAYMENT_DT
EXP_ADVANCE	PAY_AMT
EXP_ADVANCE	PAY_CURRENCY_CD
EXP_ADVANCE	REVISION_NO
EXP_ADVANCE	ROWVERSION
EXP_ADVANCE	S_ADVANCE_STATUS_CD
EXP_ADVANCE	S_PAYMENT_METHOD_CD
EXP_ADVANCE	TIME_STAMP
EXP_ADVANCE	UNAVAILABLE_FL
EXP_ADVANCE_REVISION	ADVANCE_ID
EXP_ADVANCE_REVISION	EXPLANATION_TEXT
EXP_ADVANCE_REVISION	MODIFIED_BY
EXP_ADVANCE_REVISION	REVISION_DTT
EXP_ADVANCE_REVISION	REVISION_EMPL_ID

Table	Column
EXP_ADVANCE_REVISION	REVISION_NO
EXP_ADVANCE_REVISION	REVISION_TEXT
EXP_ADVANCE_REVISION	ROWVERSION
EXP_ADVANCE_REVISION	TIME_STAMP
EXP_AUTH_CHARGE_WARNING	ALLOCATION_ID
EXP_AUTH_CHARGE_WARNING	EXP_AUTH_ID
EXP_AUTH_CHARGE_WARNING	MODIFIED_BY
EXP_AUTH_CHARGE_WARNING	PARAMETER1_S
EXP_AUTH_CHARGE_WARNING	PARAMETER2_S
EXP_AUTH_CHARGE_WARNING	PARAMETER3_S
EXP_AUTH_CHARGE_WARNING	PARAMETER4_S
EXP_AUTH_CHARGE_WARNING	ROWVERSION
EXP_AUTH_CHARGE_WARNING	TIME_STAMP
EXP_AUTH_CHARGE_WARNING	WARNING_DTT
EXP_AUTH_CHARGE_WARNING	WARNING_EMPL_ID
EXP_AUTH_CHARGE_WARNING	WARNING_MESSAGE_ID
EXP_AUTH_EXPENSE	LOCATION_ID
EXP_AUTH_EXPENSE_WARNING	EXPENSE_ID
EXP_AUTH_EXPENSE_WARNING	EXP_AUTH_ID
EXP_AUTH_EXPENSE_WARNING	MODIFIED_BY
EXP_AUTH_EXPENSE_WARNING	PARAMETER1_S
EXP_AUTH_EXPENSE_WARNING	PARAMETER2_S
EXP_AUTH_EXPENSE_WARNING	PARAMETER3_S
EXP_AUTH_EXPENSE_WARNING	PARAMETER4_S
EXP_AUTH_EXPENSE_WARNING	ROWVERSION
EXP_AUTH_EXPENSE_WARNING	TIME_STAMP
EXP_AUTH_EXPENSE_WARNING	WARNING_DTT

Table	Column
EXP_AUTH_EXPENSE_WARNING	WARNING_EMPL_ID
EXP_AUTH_EXPENSE_WARNING	WARNING_MESSAGE_ID
EXP_AUTH_LOCATION	LOCATION_ID
EXP_AUTH_WARNING	EXP_AUTH_ID
EXP_AUTH_WARNING	MODIFIED_BY
EXP_AUTH_WARNING	PARAMETER1_S
EXP_AUTH_WARNING	PARAMETER2_S
EXP_AUTH_WARNING	PARAMETER3_S
EXP_AUTH_WARNING	PARAMETER4_S
EXP_AUTH_WARNING	ROWVERSION
EXP_AUTH_WARNING	S_WARNING_TYPE_CD
EXP_AUTH_WARNING	TIME_STAMP
EXP_AUTH_WARNING	WARNING_DTT
EXP_AUTH_WARNING	WARNING_EMPL_ID
EXP_AUTH_WARNING	WARNING_MESSAGE_ID
EXP_CLASS	S_ADVANCE_APPROVE_CD
EXP_CLASS	S_ADVANCE_PAID_CD
EXP_CLASS	S_ADVANCE_REJECT_CD
EXP_CLASS	S_EA_APPROVE_CD
EXP_CLASS	S_EA_ATTACHMENT_APPROVE_CD
EXP_CLASS	S_EA_ATTACHMENT_ATTACH_CD
EXP_CLASS	S_EA_ATTACHMENT_RECORD_CD
EXP_CLASS	S_EA_ATTACHMENT_REJECT_CD
EXP_CLASS	S_EA_CHARGE_APPROVE_CD
EXP_CLASS	S_EA_CHARGE_REJECT_CD
EXP_CLASS	S_EA_INTERIM_SIGNATURE_CD
EXP_CLASS	S_EA_REJECT_CD

Table	Column
EXP_CLASS	S_EA_REVISE_CD
EXP_CLASS	S_EA_VOID_CD
EXP_CLASS	S_ER_APPROVE_CD
EXP_CLASS	S_ER_ATTACHMENT_APPROVE_CD
EXP_CLASS	S_ER_ATTACHMENT_ATTACH_CD
EXP_CLASS	S_ER_ATTACHMENT_RECORD_CD
EXP_CLASS	S_ER_ATTACHMENT_REJECT_CD
EXP_CLASS	S_ER_CHARGE_APPROVE_CD
EXP_CLASS	S_ER_CHARGE_REJECT_CD
EXP_CLASS	S_ER_EXPENSE_IMPORT_CD
EXP_CLASS	S_ER_INTERIM_SIGNATURE_CD
EXP_CLASS	S_ER_PAID_CD
EXP_CLASS	S_ER_REJECT_CD
EXP_CLASS	S_ER_REVISE_CD
EXP_CLASS	S_ER_VOID_CD
EXP_COMMIT_DETL	BASE_COMMIT_AMT
EXP_COMMIT_DETL	BASE_CURRENCY_CD
EXP_COMMIT_DETL	CITY_NAME
EXP_COMMIT_DETL	COMMIT_CALC_DTT
EXP_COMMIT_DETL	COMMIT_DT
EXP_COMMIT_DETL	COMMIT_TYPE
EXP_COMMIT_DETL	COUNTRY_NAME
EXP_COMMIT_DETL	COUNTY_NAME
EXP_COMMIT_DETL	CP_COMPANY_CD
EXP_COMMIT_DETL	EMPL_ID
EXP_COMMIT_DETL	EMPL_NAME
EXP_COMMIT_DETL	END_DT

Table	Column
EXP_COMMIT_DETL	EXPENSE_ID
EXP_COMMIT_DETL	EXP_ID
EXP_COMMIT_DETL	EXP_RPT_TYPE_CD
EXP_COMMIT_DETL	EXP_TYPE_CD
EXP_COMMIT_DETL	PAYMENT_TYPE
EXP_COMMIT_DETL	PAY_COMMIT_AMT
EXP_COMMIT_DETL	PAY_CURRENCY_CD
EXP_COMMIT_DETL	START_DT
EXP_COMMIT_DETL	STATE_NAME
EXP_COMMIT_DETL	S_EXP_STATUS_CD
EXP_COMMIT_DETL	UDT01_ID
EXP_COMMIT_DETL	UDT02_ID
EXP_COMMIT_DETL	UDT04_ID
EXP_COMMIT_DETL	UDT05_ID
EXP_COMMIT_DETL	UDT09_ID
EXP_COMMIT_DETL	UNAVAILABLE_FL
EXP_COMMIT_DETL	VEND_ID
EXP_CONFIG	S_COMMIT_EXP_AUTH_CD
EXP_CONFIG	S_COMMIT_EXP_RPT_CD
EXP_RPT_ADVANCE	ADVANCE_DTT
EXP_RPT_ADVANCE	ADVANCE_EMPL_ID
EXP_RPT_ADVANCE	ADVANCE_ID
EXP_RPT_CHARGE_WARNING	ALLOCATION_ID
EXP_RPT_CHARGE_WARNING	EXP_RPT_ID
EXP_RPT_CHARGE_WARNING	MODIFIED_BY
EXP_RPT_CHARGE_WARNING	PARAMETER1_S
EXP_RPT_CHARGE_WARNING	PARAMETER2_S

Table	Column
EXP_RPT_CHARGE_WARNING	PARAMETER3_S
EXP_RPT_CHARGE_WARNING	PARAMETER4_S
EXP_RPT_CHARGE_WARNING	ROWVERSION
EXP_RPT_CHARGE_WARNING	TIME_STAMP
EXP_RPT_CHARGE_WARNING	WARNING_DTT
EXP_RPT_CHARGE_WARNING	WARNING_EMPL_ID
EXP_RPT_CHARGE_WARNING	WARNING_MESSAGE_ID
EXP_RPT_EXPENSE	LOCATION_ID
EXP_RPT_EXPENSE_DAY	ADJUSTMENT_REASON_TEXT
EXP_RPT_EXPENSE_DAY	BASE_ADJUST_OVER_CEILING_AMT
EXP_RPT_EXPENSE_DAY	BASE_ADJUST_UNDER_CEILING_AMT
EXP_RPT_EXPENSE_DAY	BASE_DAILY_ROOM_RATE
EXP_RPT_EXPENSE_DAY	BASE_DAILY_TAX_RATE
EXP_RPT_EXPENSE_DAY	BASE_NON_REIMBURSE_AMT
EXP_RPT_EXPENSE_DAY	BASE_OVER_CEILING_AMT
EXP_RPT_EXPENSE_DAY	BASE_PERSONAL_AMT
EXP_RPT_EXPENSE_DAY	BASE_UNALLOWABLE_AMT
EXP_RPT_EXPENSE_DAY	PAY_ADJUST_OVER_CEILING_AMT
EXP_RPT_EXPENSE_DAY	PAY_ADJUST_UNDER_CEILING_AMT
EXP_RPT_EXPENSE_DAY	PAY_DAILY_ROOM_RATE
EXP_RPT_EXPENSE_DAY	PAY_DAILY_TAX_RATE
EXP_RPT_EXPENSE_DAY	PAY_NON_REIMBURSE_AMT
EXP_RPT_EXPENSE_DAY	PAY_OVER_CEILING_AMT
EXP_RPT_EXPENSE_DAY	PAY_PERSONAL_AMT
EXP_RPT_EXPENSE_DAY	PAY_UNALLOWABLE_AMT
EXP_RPT_EXPENSE_DAY	PERSONAL_FL
EXP_RPT_EXPENSE_DAY	TRANS_ADJUST_OVER_CEILING_AMT

Table	Column
EXP_RPT_EXPENSE_DAY	TRANS_ADJUST_UNDER_CEILING_AMT
EXP_RPT_EXPENSE_DAY	TRANS_DAILY_ROOM_RATE
EXP_RPT_EXPENSE_DAY	TRANS_DAILY_TAX_RATE
EXP_RPT_EXPENSE_DAY	TRANS_NON_REIMBURSE_AMT
EXP_RPT_EXPENSE_DAY	TRANS_OVER_CEILING_AMT
EXP_RPT_EXPENSE_DAY	TRANS_PERSONAL_AMT
EXP_RPT_EXPENSE_DAY	TRANS_UNALLOWABLE_AMT
EXP_RPT_EXPENSE_WARNING	EXPENSE_ID
EXP_RPT_EXPENSE_WARNING	EXP_RPT_ID
EXP_RPT_EXPENSE_WARNING	MODIFIED_BY
EXP_RPT_EXPENSE_WARNING	PARAMETER1_S
EXP_RPT_EXPENSE_WARNING	PARAMETER2_S
EXP_RPT_EXPENSE_WARNING	PARAMETER3_S
EXP_RPT_EXPENSE_WARNING	PARAMETER4_S
EXP_RPT_EXPENSE_WARNING	ROWVERSION
EXP_RPT_EXPENSE_WARNING	TIME_STAMP
EXP_RPT_EXPENSE_WARNING	WARNING_DTT
EXP_RPT_EXPENSE_WARNING	WARNING_EMPL_ID
EXP_RPT_EXPENSE_WARNING	WARNING_MESSAGE_ID
EXP_RPT_LOCATION	LOCATION_ID
EXP_RPT_TYPE	LOCATION_FL
EXP_RPT_TYPE_CATEGORY_EXP_TYPE	COMMIT_FL
EXP_RPT_TYPE_TASK	ATTACHMENT_TYPE_CD
EXP_RPT_TYPE_TASK	BACKUP_FUNCTIONAL_ROLE_CD
EXP_RPT_TYPE_TASK	CLEAR_TASK_FL
EXP_RPT_TYPE_TASK	COMPLETE_TASK_DAYS_NO
EXP_RPT_TYPE_TASK	COMPLETE_TASK_HRS_NO

Table	Column
EXP_RPT_TYPE_TASK	COMPLETE_TASK_MINS_NO
EXP_RPT_TYPE_TASK	END_DTT
EXP_RPT_TYPE_TASK	EXP_RPT_TYPE_CD
EXP_RPT_TYPE_TASK	FUNCTIONAL_ROLE_CD
EXP_RPT_TYPE_TASK	HIGH_NOTIFY_FL
EXP_RPT_TYPE_TASK	HIGH_PRIORITY_DAYS_NO
EXP_RPT_TYPE_TASK	HIGH_PRIORITY_HRS_NO
EXP_RPT_TYPE_TASK	HIGH_PRIORITY_MINS_NO
EXP_RPT_TYPE_TASK	INCLUDE_BACKUP_ROLE_FL
EXP_RPT_TYPE_TASK	LOW_NOTIFY_FL
EXP_RPT_TYPE_TASK	MAX_ADVANCE_AMT
EXP_RPT_TYPE_TASK	MAX_EXPENSE_AMT
EXP_RPT_TYPE_TASK	MAX_OVER_CEILING_AMT
EXP_RPT_TYPE_TASK	MAX_UNALLOWABLE_AMT
EXP_RPT_TYPE_TASK	MED_NOTIFY_FL
EXP_RPT_TYPE_TASK	MED_PRIORITY_DAYS_NO
EXP_RPT_TYPE_TASK	MED_PRIORITY_HRS_NO
EXP_RPT_TYPE_TASK	MED_PRIORITY_MINS_NO
EXP_RPT_TYPE_TASK	MIN_ADVANCE_AMT
EXP_RPT_TYPE_TASK	MIN_EXPENSE_AMT
EXP_RPT_TYPE_TASK	MIN_OVER_CEILING_AMT
EXP_RPT_TYPE_TASK	MIN_UNALLOWABLE_AMT
EXP_RPT_TYPE_TASK	MODIFIED_BY
EXP_RPT_TYPE_TASK	ROWVERSION
EXP_RPT_TYPE_TASK	START_DTT
EXP_RPT_TYPE_TASK	S_TASK_EDIT_CD
EXP_RPT_TYPE_TASK	S_TASK_INIT_PRIORITY_CD

Table	Column
EXP_RPT_TYPE_TASK	S_TASK_OBJECT_CD
EXP_RPT_TYPE_TASK	S_TASK_RULE_CD
EXP_RPT_TYPE_TASK	S_TASK_SUB_OBJECT_CD
EXP_RPT_TYPE_TASK	S_TASK_TYPE_CD
EXP_RPT_TYPE_TASK	TASK_EXPORT_FL
EXP_RPT_TYPE_TASK	TASK_SEQ_NO
EXP_RPT_TYPE_TASK	TIME_STAMP
EXP_RPT_TYPE_TASK	USER_DIRECTED_FL
EXP_RPT_WARNING	EXP_RPT_ID
EXP_RPT_WARNING	MODIFIED_BY
EXP_RPT_WARNING	PARAMETER1_S
EXP_RPT_WARNING	PARAMETER2_S
EXP_RPT_WARNING	PARAMETER3_S
EXP_RPT_WARNING	PARAMETER4_S
EXP_RPT_WARNING	ROWVERSION
EXP_RPT_WARNING	S_WARNING_TYPE_CD
EXP_RPT_WARNING	TIME_STAMP
EXP_RPT_WARNING	WARNING_DTT
EXP_RPT_WARNING	WARNING_EMPL_ID
EXP_RPT_WARNING	WARNING_MESSAGE_ID
EXP_TYPE	S_CEILING_CALCULATION_CD
EXP_TYPE	S_CEILING_CALC_METHOD_CD
EXP_TYPE	S_ENTER_ATTENDEES_CD
EXP_TYPE_TASK	ATTACHMENT_TYPE_CD
EXP_TYPE_TASK	END_DTT
EXP_TYPE_TASK	EXP_TYPE_CD
EXP_TYPE_TASK	FUNCTIONAL_ROLE_CD

Table	Column
EXP_TYPE_TASK	MODIFIED_BY
EXP_TYPE_TASK	ROWVERSION
EXP_TYPE_TASK	START_DTT
EXP_TYPE_TASK	S_TASK_OBJECT_CD
EXP_TYPE_TASK	S_TASK_SUB_OBJECT_CD
EXP_TYPE_TASK	S_TASK_TYPE_CD
EXP_TYPE_TASK	TASK_THRESHOLD_AMT
EXP_TYPE_TASK	TIME_STAMP
GENERAL_CONFIG	CUSTOM1_FL
GENERAL_CONFIG	FAX_ATTACH_FL
GENERAL_CONFIG_ATTACHMENT	ATTACHMENT_TYPE_CD
GENERAL_CONFIG_ATTACHMENT	COMPANY_ID
GENERAL_CONFIG_ATTACHMENT	END_DTT
GENERAL_CONFIG_ATTACHMENT	MODIFIED_BY
GENERAL_CONFIG_ATTACHMENT	ROWVERSION
GENERAL_CONFIG_ATTACHMENT	START_DTT
GENERAL_CONFIG_ATTACHMENT	S_ATTACH_OBJECT_CD
GENERAL_CONFIG_ATTACHMENT	S_ATTACH_SUB_OBJECT_CD
GENERAL_CONFIG_ATTACHMENT	S_PRINT_COVERSHEET_CD
GENERAL_CONFIG_ATTACHMENT	TIME_STAMP
GENERAL_CONFIG_ATTACHMENT_LBLS	ATTACHMENT_TYPE_CD
GENERAL_CONFIG_ATTACHMENT_LBLS	ATTACHMENT_TYPE_LBL
GENERAL_CONFIG_ATTACHMENT_LBLS	COMPANY_ID
GENERAL_CONFIG_ATTACHMENT_LBLS	COUNTRY_CD
GENERAL_CONFIG_ATTACHMENT_LBLS	LANGUAGE_CD
GENERAL_CONFIG_ATTACHMENT_LBLS	MODIFIED_BY
GENERAL_CONFIG_ATTACHMENT_LBLS	ROWVERSION

Table	Column
GENERAL_CONFIG_ATTACHMENT_LBLS	TIME_STAMP
IMPORT_LOG	BATCH_DTT
IMPORT_LOG	DELETE_NO
IMPORT_LOG	END_DTT
IMPORT_LOG	EXTERNAL_USER
IMPORT_LOG	FILE_NAME
IMPORT_LOG	INSERT_NO
IMPORT_LOG	MESSAGE_GROUP_NAME
IMPORT_LOG	MESSAGE_NAME
IMPORT_LOG	MODIFIED_BY
IMPORT_LOG	READ_NO
IMPORT_LOG	REJECTED_NO
IMPORT_LOG	ROWVERSION
IMPORT_LOG	START_DTT
IMPORT_LOG	S_SOURCE_CD
IMPORT_LOG	TIME_STAMP
IMPORT_LOG	UPDATE_NO
LOCATION	ACTIVE_FL
LOCATION	CITY_NAME
LOCATION	COUNTRY_NAME
LOCATION	COUNTY_NAME
LOCATION	LOCATION_DESC
LOCATION	LOCATION_EMPL_ID
LOCATION	LOCATION_ID
LOCATION	LOCATION_TEXT
LOCATION	MODIFIED_BY
LOCATION	ROWVERSION

Table	Column
LOCATION	STATE_NAME
LOCATION	TIME_STAMP
MENU	ACTIVITY_MENU_CD
MENU	MENU_CD
MENU	MENU_LABEL_CD
MENU	MENU_ORDER_NO
MENU	MODIFIED_BY
MENU	PARENT_MENU_CD
MENU	ROWVERSION
MENU	SCREEN_CD
MENU	TIME_STAMP
MENU	TOP_MENU_CD
TASK	ADVANCE_ID
TASK	ATTACHMENT_ID
TASK	ATTACHMENT_TYPE_CD
TASK	BACKUP_FUNCTIONAL_ROLE_CD
TASK	CLEAR_TASK_FL
TASK	EA_ALLOCATION_ID
TASK	EA_EXPENSE_ID
TASK	ER_ALLOCATION_ID
TASK	ER_EXPENSE_ID
TASK	EXP_AUTH_ID
TASK	EXP_RPT_ID
TASK	FUNCTIONAL_ROLE_CD
TASK	HIGH_NOTIFY_FL
TASK	HIGH_TASK_DTT
TASK	LOW_NOTIFY_FL

Table	Column
TASK	MED_NOTIFY_FL
TASK	MED_TASK_DTT
TASK	MODIFIED_BY
TASK	ROWVERSION
TASK	S_DOCUMENT_MISSING_FL
TASK	S_DOCUMENT_STATUS_CD
TASK	S_TASK_EDIT_CD
TASK	S_TASK_OBJECT_CD
TASK	S_TASK_RULE_CD
TASK	S_TASK_SUB_OBJECT_CD
TASK	S_TASK_TYPE_CD
TASK	TASK_COMPLETE_DTT
TASK	TASK_COMPLETE_FL
TASK	TASK_DUE_DTT
TASK	TASK_EMPL_ID
TASK	TASK_EXPORT_FL
TASK	TASK_ID
TASK	TASK_NOTE_TEXT
TASK	TASK_REJECTED_FL
TASK	TASK_REJECT_TEXT
TASK	TASK_SEQ_NO
TASK	TASK_TEXT
TASK	TIME_STAMP
TASK	USER_DIRECTED_FL
TASK_EMPL	ASSIGNED_FL
TASK_EMPL	BACKUP_FL
TASK_EMPL	DELEGATED_FL

Table	Column
TASK_EMPL	EMPL_ID
TASK_EMPL	FUNCTIONAL_ROLE_CD
TASK_EMPL	HIGH_NOTIFY_NO
TASK_EMPL	LOW_NOTIFY_NO
TASK_EMPL	MED_NOTIFY_NO
TASK_EMPL	MODIFIED_BY
TASK_EMPL	ROWVERSION
TASK_EMPL	TASK_ID
TASK_EMPL	TIME_STAMP
TASK_EMPL	USER_DIRECTED_FL
TEMP_EXP_ADVANCE	ADVANCE_DTT
TEMP_EXP_ADVANCE	ADVANCE_DUE_DTT
TEMP_EXP_ADVANCE	ADVANCE_EMPL_ID
TEMP_EXP_ADVANCE	ADVANCE_ID
TEMP_EXP_ADVANCE	ADVANCE_PAYMENT_S
TEMP_EXP_ADVANCE	ADVANCE_REASON_TEXT
TEMP_EXP_ADVANCE	ADVANCE_UDT01_ID
TEMP_EXP_ADVANCE	ADVANCE_UDT02_ID
TEMP_EXP_ADVANCE	ADVANCE_UDT03_ID
TEMP_EXP_ADVANCE	ADVANCE_UDT04_ID
TEMP_EXP_ADVANCE	ADVANCE_UDT05_ID
TEMP_EXP_ADVANCE	ADVANCE_UDT06_CP_COMPANY_CD
TEMP_EXP_ADVANCE	ADVANCE_UDT06_ID
TEMP_EXP_ADVANCE	ADVANCE_UDT07_CP_COMPANY_CD
TEMP_EXP_ADVANCE	ADVANCE_UDT07_ID
TEMP_EXP_ADVANCE	ADVANCE_UDT08_ID
TEMP_EXP_ADVANCE	ADVANCE_UDT09_ID

Table	Column
TEMP_EXP_ADVANCE	ADVANCE_UDT10_ID
TEMP_EXP_ADVANCE	ADVANCE_UDT11_ID
TEMP_EXP_ADVANCE	ADVANCE_UDT12_ID
TEMP_EXP_ADVANCE	ADVANCE_UDT13_ID
TEMP_EXP_ADVANCE	ADVANCE_UDT14_ID
TEMP_EXP_ADVANCE	ADVANCE_UDT15_ID
TEMP_EXP_ADVANCE	BASE_AMT
TEMP_EXP_ADVANCE	BASE_CURRENCY_CD
TEMP_EXP_ADVANCE	DISPLAY_ADVANCE_ID
TEMP_EXP_ADVANCE	EXP_AUTH_ID
TEMP_EXP_ADVANCE	MODIFIED_BY
TEMP_EXP_ADVANCE	PAYMENT_DT
TEMP_EXP_ADVANCE	PAY_AMT
TEMP_EXP_ADVANCE	PAY_CURRENCY_CD
TEMP_EXP_ADVANCE	REVISION_NO
TEMP_EXP_ADVANCE	ROWVERSION
TEMP_EXP_ADVANCE	S_ADVANCE_STATUS_CD
TEMP_EXP_ADVANCE	S_PAYMENT_METHOD_CD
TEMP_EXP_ADVANCE	TIME_STAMP
TEMP_EXP_ADVANCE_REVISION	ADVANCE_ID
TEMP_EXP_ADVANCE_REVISION	EXPLANATION_TEXT
TEMP_EXP_ADVANCE_REVISION	MODIFIED_BY
TEMP_EXP_ADVANCE_REVISION	REVISION_DTT
TEMP_EXP_ADVANCE_REVISION	REVISION_EMPL_ID
TEMP_EXP_ADVANCE_REVISION	REVISION_NO
TEMP_EXP_ADVANCE_REVISION	REVISION_TEXT
TEMP_EXP_ADVANCE_REVISION	ROWVERSION

Table	Column
TEMP_EXP_ADVANCE_REVISION	TIME_STAMP
TEMP_EXP_AUTH_EXPENSE	LOCATION_ID
TEMP_EXP_AUTH_LOCATION	DISPLAY_LOCATION_NO
TEMP_EXP_AUTH_LOCATION	END_DT
TEMP_EXP_AUTH_LOCATION	EXP_AUTH_ID
TEMP_EXP_AUTH_LOCATION	LOCATION_ID
TEMP_EXP_AUTH_LOCATION	LOCATION_NO
TEMP_EXP_AUTH_LOCATION	LOCATION_TEXT
TEMP_EXP_AUTH_LOCATION	MODIFIED_BY
TEMP_EXP_AUTH_LOCATION	ROWVERSION
TEMP_EXP_AUTH_LOCATION	START_DT
TEMP_EXP_AUTH_LOCATION	TIME_STAMP
TEMP_EXP_RPT_ADVANCE	ADVANCE_DTT
TEMP_EXP_RPT_ADVANCE	ADVANCE_EMPL_ID
TEMP_EXP_RPT_ADVANCE	ADVANCE_ID
TEMP_EXP_RPT_ADVANCE	BASE_ADVANCE_AMT
TEMP_EXP_RPT_ADVANCE	EXP_RPT_ID
TEMP_EXP_RPT_ADVANCE	MODIFIED_BY
TEMP_EXP_RPT_ADVANCE	PAY_ADVANCE_AMT
TEMP_EXP_RPT_ADVANCE	ROWVERSION
TEMP_EXP_RPT_ADVANCE	TIME_STAMP
TEMP_EXP_RPT_EXPENSE	LOCATION_ID
TEMP_EXP_RPT_EXPENSE_DAY	ADJUSTMENT_REASON_TEXT
TEMP_EXP_RPT_EXPENSE_DAY	BASE_ADJUST_OVER_CEILING_AMT
TEMP_EXP_RPT_EXPENSE_DAY	BASE_ADJUST_UNDER_CEILING_AMT
TEMP_EXP_RPT_EXPENSE_DAY	BASE_DAILY_ROOM_RATE
TEMP_EXP_RPT_EXPENSE_DAY	BASE_DAILY_TAX_RATE

Table	Column
TEMP_EXP_RPT_EXPENSE_DAY	BASE_NON_REIMBURSE_AMT
TEMP_EXP_RPT_EXPENSE_DAY	BASE_OVER_CEILING_AMT
TEMP_EXP_RPT_EXPENSE_DAY	BASE_PERSONAL_AMT
TEMP_EXP_RPT_EXPENSE_DAY	BASE_UNALLOWABLE_AMT
TEMP_EXP_RPT_EXPENSE_DAY	PAY_ADJUST_OVER_CEILING_AMT
TEMP_EXP_RPT_EXPENSE_DAY	PAY_ADJUST_UNDER_CEILING_AMT
TEMP_EXP_RPT_EXPENSE_DAY	PAY_DAILY_ROOM_RATE
TEMP_EXP_RPT_EXPENSE_DAY	PAY_DAILY_TAX_RATE
TEMP_EXP_RPT_EXPENSE_DAY	PAY_NON_REIMBURSE_AMT
TEMP_EXP_RPT_EXPENSE_DAY	PAY_OVER_CEILING_AMT
TEMP_EXP_RPT_EXPENSE_DAY	PAY_PERSONAL_AMT
TEMP_EXP_RPT_EXPENSE_DAY	PAY_UNALLOWABLE_AMT
TEMP_EXP_RPT_EXPENSE_DAY	PERSONAL_FL
TEMP_EXP_RPT_EXPENSE_DAY	TRANS_ADJUST_OVER_CEILING_AMT
TEMP_EXP_RPT_EXPENSE_DAY	TRANS_ADJUST_UNDER_CEILING_AMT
TEMP_EXP_RPT_EXPENSE_DAY	TRANS_DAILY_ROOM_RATE
TEMP_EXP_RPT_EXPENSE_DAY	TRANS_DAILY_TAX_RATE
TEMP_EXP_RPT_EXPENSE_DAY	TRANS_NON_REIMBURSE_AMT
TEMP_EXP_RPT_EXPENSE_DAY	TRANS_OVER_CEILING_AMT
TEMP_EXP_RPT_EXPENSE_DAY	TRANS_PERSONAL_AMT
TEMP_EXP_RPT_EXPENSE_DAY	TRANS_UNALLOWABLE_AMT
TEMP_EXP_RPT_LOCATION	DISPLAY_LOCATION_NO
TEMP_EXP_RPT_LOCATION	END_DT
TEMP_EXP_RPT_LOCATION	EXP_RPT_ID
TEMP_EXP_RPT_LOCATION	LOCATION_ID
TEMP_EXP_RPT_LOCATION	LOCATION_NO
TEMP_EXP_RPT_LOCATION	LOCATION_TEXT

Table	Column
TEMP_EXP_RPT_LOCATION	MODIFIED_BY
TEMP_EXP_RPT_LOCATION	ROWVERSION
TEMP_EXP_RPT_LOCATION	START_DT
TEMP_EXP_RPT_LOCATION	TIME_STAMP
TEMP_TASK	ADVANCE_ID
TEMP_TASK	ATTACHMENT_ID
TEMP_TASK	ATTACHMENT_TYPE_CD
TEMP_TASK	BACKUP_FUNCTIONAL_ROLE_CD
TEMP_TASK	CLEAR_TASK_FL
TEMP_TASK	EA_ALLOCATION_ID
TEMP_TASK	EA_EXPENSE_ID
TEMP_TASK	ER_ALLOCATION_ID
TEMP_TASK	ER_EXPENSE_ID
TEMP_TASK	EXP_AUTH_ID
TEMP_TASK	EXP_RPT_ID
TEMP_TASK	FUNCTIONAL_ROLE_CD
TEMP_TASK	HIGH_NOTIFY_FL
TEMP_TASK	HIGH_TASK_DTT
TEMP_TASK	LOW_NOTIFY_FL
TEMP_TASK	MED_NOTIFY_FL
TEMP_TASK	MED_TASK_DTT
TEMP_TASK	MODIFIED_BY
TEMP_TASK	ROWVERSION
TEMP_TASK	S_TASK_CD
TEMP_TASK	S_TASK_EDIT_CD
TEMP_TASK	S_TASK_OBJECT_CD
TEMP_TASK	S_TASK_RULE_CD

Table	Column
TEMP_TASK	S_TASK_SUB_OBJECT_CD
TEMP_TASK	S_TASK_TYPE_CD
TEMP_TASK	TASK_COMPLETE_DTT
TEMP_TASK	TASK_COMPLETE_FL
TEMP_TASK	TASK_DUE_DTT
TEMP_TASK	TASK_EMPL_ID
TEMP_TASK	TASK_EXPORT_FL
TEMP_TASK	TASK_ID
TEMP_TASK	TASK_REJECTED_FL
TEMP_TASK	TASK_REJECT_TEXT
TEMP_TASK	TASK_SEQ_NO
TEMP_TASK	TASK_TEXT
TEMP_TASK	TIME_STAMP
TEMP_TASK_EMPL	ASSIGNED_FL
TEMP_TASK_EMPL	BACKUP_FL
TEMP_TASK_EMPL	DELEGATED_FL
TEMP_TASK_EMPL	EMPL_ID
TEMP_TASK_EMPL	FUNCTIONAL_ROLE_CD
TEMP_TASK_EMPL	HIGH_NOTIFY_NO
TEMP_TASK_EMPL	LOW_NOTIFY_NO
TEMP_TASK_EMPL	MED_NOTIFY_NO
TEMP_TASK_EMPL	MODIFIED_BY
TEMP_TASK_EMPL	ROWVERSION
TEMP_TASK_EMPL	TASK_ID
TEMP_TASK_EMPL	TIME_STAMP
TEMP_TASK_EMPL	USER_DIRECTED_FL
TIME_CONFIG	CP_SALARY_PRORATION_FL

Table	Column
TIME_CONFIG	LD_RECAST_CUSTOM_FL
TIME_CONFIG	PR_RECAST_CUSTOM_FL
Z_ADV_EXPORT01	ADVANCE_DESC
Z_ADV_EXPORT01	ADVANCE_DUE_DT
Z_ADV_EXPORT01	ADVANCE_ID
Z_ADV_EXPORT01	BASE_AMT
Z_ADV_EXPORT01	BASE_CURRENCY_CD
Z_ADV_EXPORT01	BATCH_ID
Z_ADV_EXPORT01	COMMENTS_TEXT
Z_ADV_EXPORT01	CP_COMPANY_CD
Z_ADV_EXPORT01	DISPLAY_ADVANCE_ID
Z_ADV_EXPORT01	EMPL_ID
Z_ADV_EXPORT01	EXP_CLASS_CD
Z_ADV_EXPORT01	EXP_RPT_TYPE_CD
Z_ADV_EXPORT01	FIRST_NAME
Z_ADV_EXPORT01	INITIAL_NAME
Z_ADV_EXPORT01	INVOICE_DT
Z_ADV_EXPORT01	LAST_NAME
Z_ADV_EXPORT01	PAY_AMT
Z_ADV_EXPORT01	PAY_CURRENCY_CD
Z_ADV_EXPORT01	TRANS_AMT
Z_ADV_EXPORT01	TRANS_CURRENCY_CD
Z_ADV_EXPORT01	UDT01_ID
Z_ADV_EXPORT01	UDT02_ID
Z_ADV_EXPORT01	UDT03_ID
Z_ADV_EXPORT01	UDT04_ID
Z_ADV_EXPORT01	UDT05_ID

Table	Column
Z_ADV_EXPORT01	UDT06_CP_COMPANY_CD
Z_ADV_EXPORT01	UDT06_ID
Z_ADV_EXPORT01	UDT07_CP_COMPANY_CD
Z_ADV_EXPORT01	UDT07_ID
Z_ADV_EXPORT01	UDT08_ID
Z_ADV_EXPORT01	UDT09_ID
Z_ADV_EXPORT01	UDT10_ID
Z_ADV_EXPORT01	UDT11_ID
Z_ADV_EXPORT01	UDT12_ID
Z_ADV_EXPORT01	UDT13_ID
Z_ADV_EXPORT01	UDT14_ID
Z_ADV_EXPORT01	UDT15_ID
Z_ADV_EXPORT01	VENDOR_ID
Z_ADV_EXPORT02	ADVANCE_DESC
Z_ADV_EXPORT02	ADVANCE_DUE_DT
Z_ADV_EXPORT02	ADVANCE_ID
Z_ADV_EXPORT02	BASE_AMT
Z_ADV_EXPORT02	BASE_CURRENCY_CD
Z_ADV_EXPORT02	BATCH_ID
Z_ADV_EXPORT02	COMMENTS_TEXT
Z_ADV_EXPORT02	CP_COMPANY_CD
Z_ADV_EXPORT02	DISPLAY_ADVANCE_ID
Z_ADV_EXPORT02	EMPL_ID
Z_ADV_EXPORT02	EXP_CLASS_CD
Z_ADV_EXPORT02	EXP_RPT_TYPE_CD
Z_ADV_EXPORT02	FIRST_NAME
Z_ADV_EXPORT02	INITIAL_NAME

Table	Column
Z_ADV_EXPORT02	INVOICE_DT
Z_ADV_EXPORT02	LAST_NAME
Z_ADV_EXPORT02	PAY_AMT
Z_ADV_EXPORT02	PAY_CURRENCY_CD
Z_ADV_EXPORT02	TRANS_AMT
Z_ADV_EXPORT02	TRANS_CURRENCY_CD
Z_ADV_EXPORT02	UDT01_ID
Z_ADV_EXPORT02	UDT02_ID
Z_ADV_EXPORT02	UDT03_ID
Z_ADV_EXPORT02	UDT04_ID
Z_ADV_EXPORT02	UDT05_ID
Z_ADV_EXPORT02	UDT06_CP_COMPANY_CD
Z_ADV_EXPORT02	UDT06_ID
Z_ADV_EXPORT02	UDT07_CP_COMPANY_CD
Z_ADV_EXPORT02	UDT07_ID
Z_ADV_EXPORT02	UDT08_ID
Z_ADV_EXPORT02	UDT09_ID
Z_ADV_EXPORT02	UDT10_ID
Z_ADV_EXPORT02	UDT11_ID
Z_ADV_EXPORT02	UDT12_ID
Z_ADV_EXPORT02	UDT13_ID
Z_ADV_EXPORT02	UDT14_ID
Z_ADV_EXPORT02	UDT15_ID
Z_ADV_EXPORT02	VENDOR_ID
Z_ADV_EXPORT03	ADVANCE_DESC
Z_ADV_EXPORT03	ADVANCE_DUE_DT
Z_ADV_EXPORT03	ADVANCE_ID

Table	Column
Z_ADV_EXPORT03	BASE_AMT
Z_ADV_EXPORT03	BASE_CURRENCY_CD
Z_ADV_EXPORT03	BATCH_ID
Z_ADV_EXPORT03	COMMENTS_TEXT
Z_ADV_EXPORT03	CP_COMPANY_CD
Z_ADV_EXPORT03	DISPLAY_ADVANCE_ID
Z_ADV_EXPORT03	EMPL_ID
Z_ADV_EXPORT03	EXP_CLASS_CD
Z_ADV_EXPORT03	EXP_RPT_TYPE_CD
Z_ADV_EXPORT03	FIRST_NAME
Z_ADV_EXPORT03	INITIAL_NAME
Z_ADV_EXPORT03	INVOICE_DT
Z_ADV_EXPORT03	LAST_NAME
Z_ADV_EXPORT03	PAY_AMT
Z_ADV_EXPORT03	PAY_CURRENCY_CD
Z_ADV_EXPORT03	TRANS_AMT
Z_ADV_EXPORT03	TRANS_CURRENCY_CD
Z_ADV_EXPORT03	UDT01_ID
Z_ADV_EXPORT03	UDT02_ID
Z_ADV_EXPORT03	UDT03_ID
Z_ADV_EXPORT03	UDT04_ID
Z_ADV_EXPORT03	UDT05_ID
Z_ADV_EXPORT03	UDT06_CP_COMPANY_CD
Z_ADV_EXPORT03	UDT06_ID
Z_ADV_EXPORT03	UDT07_CP_COMPANY_CD
Z_ADV_EXPORT03	UDT07_ID
Z_ADV_EXPORT03	UDT08_ID

Table	Column
Z_ADV_EXPORT03	UDT09_ID
Z_ADV_EXPORT03	UDT10_ID
Z_ADV_EXPORT03	UDT11_ID
Z_ADV_EXPORT03	UDT12_ID
Z_ADV_EXPORT03	UDT13_ID
Z_ADV_EXPORT03	UDT14_ID
Z_ADV_EXPORT03	UDT15_ID
Z_ADV_EXPORT03	VENDOR_ID
Z_ADV_EXPORT04	ADVANCE_DESC
Z_ADV_EXPORT04	ADVANCE_DUE_DT
Z_ADV_EXPORT04	ADVANCE_ID
Z_ADV_EXPORT04	BASE_AMT
Z_ADV_EXPORT04	BASE_CURRENCY_CD
Z_ADV_EXPORT04	BATCH_ID
Z_ADV_EXPORT04	COMMENTS_TEXT
Z_ADV_EXPORT04	CP_COMPANY_CD
Z_ADV_EXPORT04	DISPLAY_ADVANCE_ID
Z_ADV_EXPORT04	EMPL_ID
Z_ADV_EXPORT04	EXP_CLASS_CD
Z_ADV_EXPORT04	EXP_RPT_TYPE_CD
Z_ADV_EXPORT04	FIRST_NAME
Z_ADV_EXPORT04	INITIAL_NAME
Z_ADV_EXPORT04	INVOICE_DT
Z_ADV_EXPORT04	LAST_NAME
Z_ADV_EXPORT04	PAY_AMT
Z_ADV_EXPORT04	PAY_CURRENCY_CD
Z_ADV_EXPORT04	TRANS_AMT

Table	Column
Z_ADV_EXPORT04	TRANS_CURRENCY_CD
Z_ADV_EXPORT04	UDT01_ID
Z_ADV_EXPORT04	UDT02_ID
Z_ADV_EXPORT04	UDT03_ID
Z_ADV_EXPORT04	UDT04_ID
Z_ADV_EXPORT04	UDT05_ID
Z_ADV_EXPORT04	UDT06_CP_COMPANY_CD
Z_ADV_EXPORT04	UDT06_ID
Z_ADV_EXPORT04	UDT07_CP_COMPANY_CD
Z_ADV_EXPORT04	UDT07_ID
Z_ADV_EXPORT04	UDT08_ID
Z_ADV_EXPORT04	UDT09_ID
Z_ADV_EXPORT04	UDT10_ID
Z_ADV_EXPORT04	UDT11_ID
Z_ADV_EXPORT04	UDT12_ID
Z_ADV_EXPORT04	UDT13_ID
Z_ADV_EXPORT04	UDT14_ID
Z_ADV_EXPORT04	UDT15_ID
Z_ADV_EXPORT04	VENDOR_ID
Z_ADV_EXPORT05	ADVANCE_DESC
Z_ADV_EXPORT05	ADVANCE_DUE_DT
Z_ADV_EXPORT05	ADVANCE_ID
Z_ADV_EXPORT05	BASE_AMT
Z_ADV_EXPORT05	BASE_CURRENCY_CD
Z_ADV_EXPORT05	BATCH_ID
Z_ADV_EXPORT05	COMMENTS_TEXT
Z_ADV_EXPORT05	CP_COMPANY_CD

Table	Column
Z_ADV_EXPORT05	DISPLAY_ADVANCE_ID
Z_ADV_EXPORT05	EMPL_ID
Z_ADV_EXPORT05	EXP_CLASS_CD
Z_ADV_EXPORT05	EXP_RPT_TYPE_CD
Z_ADV_EXPORT05	FIRST_NAME
Z_ADV_EXPORT05	INITIAL_NAME
Z_ADV_EXPORT05	INVOICE_DT
Z_ADV_EXPORT05	LAST_NAME
Z_ADV_EXPORT05	PAY_AMT
Z_ADV_EXPORT05	PAY_CURRENCY_CD
Z_ADV_EXPORT05	TRANS_AMT
Z_ADV_EXPORT05	TRANS_CURRENCY_CD
Z_ADV_EXPORT05	UDT01_ID
Z_ADV_EXPORT05	UDT02_ID
Z_ADV_EXPORT05	UDT03_ID
Z_ADV_EXPORT05	UDT04_ID
Z_ADV_EXPORT05	UDT05_ID
Z_ADV_EXPORT05	UDT06_CP_COMPANY_CD
Z_ADV_EXPORT05	UDT06_ID
Z_ADV_EXPORT05	UDT07_CP_COMPANY_CD
Z_ADV_EXPORT05	UDT07_ID
Z_ADV_EXPORT05	UDT08_ID
Z_ADV_EXPORT05	UDT09_ID
Z_ADV_EXPORT05	UDT10_ID
Z_ADV_EXPORT05	UDT11_ID
Z_ADV_EXPORT05	UDT12_ID
Z_ADV_EXPORT05	UDT13_ID

Table	Column
Z_ADV_EXPORT05	UDT14_ID
Z_ADV_EXPORT05	UDT15_ID
Z_ADV_EXPORT05	VENDOR_ID
Z_ADV_EXPORT06	ADVANCE_DESC
Z_ADV_EXPORT06	ADVANCE_DUE_DT
Z_ADV_EXPORT06	ADVANCE_ID
Z_ADV_EXPORT06	BASE_AMT
Z_ADV_EXPORT06	BASE_CURRENCY_CD
Z_ADV_EXPORT06	BATCH_ID
Z_ADV_EXPORT06	COMMENTS_TEXT
Z_ADV_EXPORT06	CP_COMPANY_CD
Z_ADV_EXPORT06	DISPLAY_ADVANCE_ID
Z_ADV_EXPORT06	EMPL_ID
Z_ADV_EXPORT06	EXP_CLASS_CD
Z_ADV_EXPORT06	EXP_RPT_TYPE_CD
Z_ADV_EXPORT06	FIRST_NAME
Z_ADV_EXPORT06	INITIAL_NAME
Z_ADV_EXPORT06	INVOICE_DT
Z_ADV_EXPORT06	LAST_NAME
Z_ADV_EXPORT06	PAY_AMT
Z_ADV_EXPORT06	PAY_CURRENCY_CD
Z_ADV_EXPORT06	TRANS_AMT
Z_ADV_EXPORT06	TRANS_CURRENCY_CD
Z_ADV_EXPORT06	UDT01_ID
Z_ADV_EXPORT06	UDT02_ID
Z_ADV_EXPORT06	UDT03_ID
Z_ADV_EXPORT06	UDT04_ID

Table	Column
Z_ADV_EXPORT06	UDT05_ID
Z_ADV_EXPORT06	UDT06_CP_COMPANY_CD
Z_ADV_EXPORT06	UDT06_ID
Z_ADV_EXPORT06	UDT07_CP_COMPANY_CD
Z_ADV_EXPORT06	UDT07_ID
Z_ADV_EXPORT06	UDT08_ID
Z_ADV_EXPORT06	UDT09_ID
Z_ADV_EXPORT06	UDT10_ID
Z_ADV_EXPORT06	UDT11_ID
Z_ADV_EXPORT06	UDT12_ID
Z_ADV_EXPORT06	UDT13_ID
Z_ADV_EXPORT06	UDT14_ID
Z_ADV_EXPORT06	UDT15_ID
Z_ADV_EXPORT06	VENDOR_ID
Z_ADV_EXPORT07	ADVANCE_DESC
Z_ADV_EXPORT07	ADVANCE_DUE_DT
Z_ADV_EXPORT07	ADVANCE_ID
Z_ADV_EXPORT07	BASE_AMT
Z_ADV_EXPORT07	BASE_CURRENCY_CD
Z_ADV_EXPORT07	BATCH_ID
Z_ADV_EXPORT07	COMMENTS_TEXT
Z_ADV_EXPORT07	CP_COMPANY_CD
Z_ADV_EXPORT07	DISPLAY_ADVANCE_ID
Z_ADV_EXPORT07	EMPL_ID
Z_ADV_EXPORT07	EXP_CLASS_CD
Z_ADV_EXPORT07	EXP_RPT_TYPE_CD
Z_ADV_EXPORT07	FIRST_NAME

Table	Column
Z_ADV_EXPORT07	INITIAL_NAME
Z_ADV_EXPORT07	INVOICE_DT
Z_ADV_EXPORT07	LAST_NAME
Z_ADV_EXPORT07	PAY_AMT
Z_ADV_EXPORT07	PAY_CURRENCY_CD
Z_ADV_EXPORT07	TRANS_AMT
Z_ADV_EXPORT07	TRANS_CURRENCY_CD
Z_ADV_EXPORT07	UDT01_ID
Z_ADV_EXPORT07	UDT02_ID
Z_ADV_EXPORT07	UDT03_ID
Z_ADV_EXPORT07	UDT04_ID
Z_ADV_EXPORT07	UDT05_ID
Z_ADV_EXPORT07	UDT06_CP_COMPANY_CD
Z_ADV_EXPORT07	UDT06_ID
Z_ADV_EXPORT07	UDT07_CP_COMPANY_CD
Z_ADV_EXPORT07	UDT07_ID
Z_ADV_EXPORT07	UDT08_ID
Z_ADV_EXPORT07	UDT09_ID
Z_ADV_EXPORT07	UDT10_ID
Z_ADV_EXPORT07	UDT11_ID
Z_ADV_EXPORT07	UDT12_ID
Z_ADV_EXPORT07	UDT13_ID
Z_ADV_EXPORT07	UDT14_ID
Z_ADV_EXPORT07	UDT15_ID
Z_ADV_EXPORT07	VENDOR_ID
Z_ADV_EXPORT08	ADVANCE_DESC
Z_ADV_EXPORT08	ADVANCE_DUE_DT

Table	Column
Z_ADV_EXPORT08	ADVANCE_ID
Z_ADV_EXPORT08	BASE_AMT
Z_ADV_EXPORT08	BASE_CURRENCY_CD
Z_ADV_EXPORT08	BATCH_ID
Z_ADV_EXPORT08	COMMENTS_TEXT
Z_ADV_EXPORT08	CP_COMPANY_CD
Z_ADV_EXPORT08	DISPLAY_ADVANCE_ID
Z_ADV_EXPORT08	EMPL_ID
Z_ADV_EXPORT08	EXP_CLASS_CD
Z_ADV_EXPORT08	EXP_RPT_TYPE_CD
Z_ADV_EXPORT08	FIRST_NAME
Z_ADV_EXPORT08	INITIAL_NAME
Z_ADV_EXPORT08	INVOICE_DT
Z_ADV_EXPORT08	LAST_NAME
Z_ADV_EXPORT08	PAY_AMT
Z_ADV_EXPORT08	PAY_CURRENCY_CD
Z_ADV_EXPORT08	TRANS_AMT
Z_ADV_EXPORT08	TRANS_CURRENCY_CD
Z_ADV_EXPORT08	UDT01_ID
Z_ADV_EXPORT08	UDT02_ID
Z_ADV_EXPORT08	UDT03_ID
Z_ADV_EXPORT08	UDT04_ID
Z_ADV_EXPORT08	UDT05_ID
Z_ADV_EXPORT08	UDT06_CP_COMPANY_CD
Z_ADV_EXPORT08	UDT06_ID
Z_ADV_EXPORT08	UDT07_CP_COMPANY_CD
Z_ADV_EXPORT08	UDT07_ID

Table	Column
Z_ADV_EXPORT08	UDT08_ID
Z_ADV_EXPORT08	UDT09_ID
Z_ADV_EXPORT08	UDT10_ID
Z_ADV_EXPORT08	UDT11_ID
Z_ADV_EXPORT08	UDT12_ID
Z_ADV_EXPORT08	UDT13_ID
Z_ADV_EXPORT08	UDT14_ID
Z_ADV_EXPORT08	UDT15_ID
Z_ADV_EXPORT08	VENDOR_ID
Z_ADV_EXPORT09	ADVANCE_DESC
Z_ADV_EXPORT09	ADVANCE_DUE_DT
Z_ADV_EXPORT09	ADVANCE_ID
Z_ADV_EXPORT09	BASE_AMT
Z_ADV_EXPORT09	BASE_CURRENCY_CD
Z_ADV_EXPORT09	BATCH_ID
Z_ADV_EXPORT09	COMMENTS_TEXT
Z_ADV_EXPORT09	CP_COMPANY_CD
Z_ADV_EXPORT09	DISPLAY_ADVANCE_ID
Z_ADV_EXPORT09	EMPL_ID
Z_ADV_EXPORT09	EXP_CLASS_CD
Z_ADV_EXPORT09	EXP_RPT_TYPE_CD
Z_ADV_EXPORT09	FIRST_NAME
Z_ADV_EXPORT09	INITIAL_NAME
Z_ADV_EXPORT09	INVOICE_DT
Z_ADV_EXPORT09	LAST_NAME
Z_ADV_EXPORT09	PAY_AMT
Z_ADV_EXPORT09	PAY_CURRENCY_CD

Table	Column
Z_ADV_EXPORT09	TRANS_AMT
Z_ADV_EXPORT09	TRANS_CURRENCY_CD
Z_ADV_EXPORT09	UDT01_ID
Z_ADV_EXPORT09	UDT02_ID
Z_ADV_EXPORT09	UDT03_ID
Z_ADV_EXPORT09	UDT04_ID
Z_ADV_EXPORT09	UDT05_ID
Z_ADV_EXPORT09	UDT06_CP_COMPANY_CD
Z_ADV_EXPORT09	UDT06_ID
Z_ADV_EXPORT09	UDT07_CP_COMPANY_CD
Z_ADV_EXPORT09	UDT07_ID
Z_ADV_EXPORT09	UDT08_ID
Z_ADV_EXPORT09	UDT09_ID
Z_ADV_EXPORT09	UDT10_ID
Z_ADV_EXPORT09	UDT11_ID
Z_ADV_EXPORT09	UDT12_ID
Z_ADV_EXPORT09	UDT13_ID
Z_ADV_EXPORT09	UDT14_ID
Z_ADV_EXPORT09	UDT15_ID
Z_ADV_EXPORT09	VENDOR_ID
Z_ADV_EXPORT10	ADVANCE_DESC
Z_ADV_EXPORT10	ADVANCE_DUE_DT
Z_ADV_EXPORT10	ADVANCE_ID
Z_ADV_EXPORT10	BASE_AMT
Z_ADV_EXPORT10	BASE_CURRENCY_CD
Z_ADV_EXPORT10	BATCH_ID
Z_ADV_EXPORT10	COMMENTS_TEXT

Table	Column
Z_ADV_EXPORT10	CP_COMPANY_CD
Z_ADV_EXPORT10	DISPLAY_ADVANCE_ID
Z_ADV_EXPORT10	EMPL_ID
Z_ADV_EXPORT10	EXP_CLASS_CD
Z_ADV_EXPORT10	EXP_RPT_TYPE_CD
Z_ADV_EXPORT10	FIRST_NAME
Z_ADV_EXPORT10	INITIAL_NAME
Z_ADV_EXPORT10	INVOICE_DT
Z_ADV_EXPORT10	LAST_NAME
Z_ADV_EXPORT10	PAY_AMT
Z_ADV_EXPORT10	PAY_CURRENCY_CD
Z_ADV_EXPORT10	TRANS_AMT
Z_ADV_EXPORT10	TRANS_CURRENCY_CD
Z_ADV_EXPORT10	UDT01_ID
Z_ADV_EXPORT10	UDT02_ID
Z_ADV_EXPORT10	UDT03_ID
Z_ADV_EXPORT10	UDT04_ID
Z_ADV_EXPORT10	UDT05_ID
Z_ADV_EXPORT10	UDT06_CP_COMPANY_CD
Z_ADV_EXPORT10	UDT06_ID
Z_ADV_EXPORT10	UDT07_CP_COMPANY_CD
Z_ADV_EXPORT10	UDT07_ID
Z_ADV_EXPORT10	UDT08_ID
Z_ADV_EXPORT10	UDT09_ID
Z_ADV_EXPORT10	UDT10_ID
Z_ADV_EXPORT10	UDT11_ID
Z_ADV_EXPORT10	UDT12_ID

Table	Column
Z_ADV_EXPORT10	UDT13_ID
Z_ADV_EXPORT10	UDT14_ID
Z_ADV_EXPORT10	UDT15_ID
Z_ADV_EXPORT10	VENDOR_ID
Z_COMMIT_EXPORT01	BASE_COMMIT_AMT
Z_COMMIT_EXPORT01	BASE_CURRENCY_CD
Z_COMMIT_EXPORT01	BATCH_ID
Z_COMMIT_EXPORT01	CITY_NAME
Z_COMMIT_EXPORT01	COMMIT_CALC_DTT
Z_COMMIT_EXPORT01	COMMIT_DT
Z_COMMIT_EXPORT01	COMMIT_TYPE
Z_COMMIT_EXPORT01	COUNTRY_NAME
Z_COMMIT_EXPORT01	COUNTY_NAME
Z_COMMIT_EXPORT01	CP_COMPANY_CD
Z_COMMIT_EXPORT01	EMPL_ID
Z_COMMIT_EXPORT01	EMPL_NAME
Z_COMMIT_EXPORT01	END_DT
Z_COMMIT_EXPORT01	EXPENSE_ID
Z_COMMIT_EXPORT01	EXP_ID
Z_COMMIT_EXPORT01	EXP_RPT_TYPE_CD
Z_COMMIT_EXPORT01	EXP_TYPE_CD
Z_COMMIT_EXPORT01	PAYMENT_TYPE
Z_COMMIT_EXPORT01	PAY_COMMIT_AMT
Z_COMMIT_EXPORT01	PAY_CURRENCY_CD
Z_COMMIT_EXPORT01	START_DT
Z_COMMIT_EXPORT01	STATE_NAME
Z_COMMIT_EXPORT01	S_EXP_STATUS_CD

Table	Column
Z_COMMIT_EXPORT01	UDT01_ID
Z_COMMIT_EXPORT01	UDT02_ID
Z_COMMIT_EXPORT01	UDT04_ID
Z_COMMIT_EXPORT01	UDT05_ID
Z_COMMIT_EXPORT01	UDT09_ID
Z_COMMIT_EXPORT01	VEND_ID
Z_COMMIT_EXPORT02	BASE_COMMIT_AMT
Z_COMMIT_EXPORT02	BASE_CURRENCY_CD
Z_COMMIT_EXPORT02	BATCH_ID
Z_COMMIT_EXPORT02	CITY_NAME
Z_COMMIT_EXPORT02	COMMIT_CALC_DTT
Z_COMMIT_EXPORT02	COMMIT_DT
Z_COMMIT_EXPORT02	COMMIT_TYPE
Z_COMMIT_EXPORT02	COUNTRY_NAME
Z_COMMIT_EXPORT02	COUNTY_NAME
Z_COMMIT_EXPORT02	CP_COMPANY_CD
Z_COMMIT_EXPORT02	EMPL_ID
Z_COMMIT_EXPORT02	EMPL_NAME
Z_COMMIT_EXPORT02	END_DT
Z_COMMIT_EXPORT02	EXPENSE_ID
Z_COMMIT_EXPORT02	EXP_ID
Z_COMMIT_EXPORT02	EXP_RPT_TYPE_CD
Z_COMMIT_EXPORT02	EXP_TYPE_CD
Z_COMMIT_EXPORT02	PAYMENT_TYPE
Z_COMMIT_EXPORT02	PAY_COMMIT_AMT
Z_COMMIT_EXPORT02	PAY_CURRENCY_CD
Z_COMMIT_EXPORT02	START_DT

Table	Column
Z_COMMIT_EXPORT02	STATE_NAME
Z_COMMIT_EXPORT02	S_EXP_STATUS_CD
Z_COMMIT_EXPORT02	UDT01_ID
Z_COMMIT_EXPORT02	UDT02_ID
Z_COMMIT_EXPORT02	UDT04_ID
Z_COMMIT_EXPORT02	UDT05_ID
Z_COMMIT_EXPORT02	UDT09_ID
Z_COMMIT_EXPORT02	VEND_ID
Z_COMMIT_EXPORT03	BASE_COMMIT_AMT
Z_COMMIT_EXPORT03	BASE_CURRENCY_CD
Z_COMMIT_EXPORT03	BATCH_ID
Z_COMMIT_EXPORT03	CITY_NAME
Z_COMMIT_EXPORT03	COMMIT_CALC_DTT
Z_COMMIT_EXPORT03	COMMIT_DT
Z_COMMIT_EXPORT03	COMMIT_TYPE
Z_COMMIT_EXPORT03	COUNTRY_NAME
Z_COMMIT_EXPORT03	COUNTY_NAME
Z_COMMIT_EXPORT03	CP_COMPANY_CD
Z_COMMIT_EXPORT03	EMPL_ID
Z_COMMIT_EXPORT03	EMPL_NAME
Z_COMMIT_EXPORT03	END_DT
Z_COMMIT_EXPORT03	EXPENSE_ID
Z_COMMIT_EXPORT03	EXP_ID
Z_COMMIT_EXPORT03	EXP_RPT_TYPE_CD
Z_COMMIT_EXPORT03	EXP_TYPE_CD
Z_COMMIT_EXPORT03	PAYMENT_TYPE
Z_COMMIT_EXPORT03	PAY_COMMIT_AMT

Table	Column
Z_COMMIT_EXPORT03	PAY_CURRENCY_CD
Z_COMMIT_EXPORT03	START_DT
Z_COMMIT_EXPORT03	STATE_NAME
Z_COMMIT_EXPORT03	S_EXP_STATUS_CD
Z_COMMIT_EXPORT03	UDT01_ID
Z_COMMIT_EXPORT03	UDT02_ID
Z_COMMIT_EXPORT03	UDT04_ID
Z_COMMIT_EXPORT03	UDT05_ID
Z_COMMIT_EXPORT03	UDT09_ID
Z_COMMIT_EXPORT03	VEND_ID
Z_COMMIT_EXPORT04	BASE_COMMIT_AMT
Z_COMMIT_EXPORT04	BASE_CURRENCY_CD
Z_COMMIT_EXPORT04	BATCH_ID
Z_COMMIT_EXPORT04	CITY_NAME
Z_COMMIT_EXPORT04	COMMIT_CALC_DTT
Z_COMMIT_EXPORT04	COMMIT_DT
Z_COMMIT_EXPORT04	COMMIT_TYPE
Z_COMMIT_EXPORT04	COUNTRY_NAME
Z_COMMIT_EXPORT04	COUNTY_NAME
Z_COMMIT_EXPORT04	CP_COMPANY_CD
Z_COMMIT_EXPORT04	EMPL_ID
Z_COMMIT_EXPORT04	EMPL_NAME
Z_COMMIT_EXPORT04	END_DT
Z_COMMIT_EXPORT04	EXPENSE_ID
Z_COMMIT_EXPORT04	EXP_ID
Z_COMMIT_EXPORT04	EXP_RPT_TYPE_CD
Z_COMMIT_EXPORT04	EXP_TYPE_CD

Table	Column
Z_COMMIT_EXPORT04	PAYMENT_TYPE
Z_COMMIT_EXPORT04	PAY_COMMIT_AMT
Z_COMMIT_EXPORT04	PAY_CURRENCY_CD
Z_COMMIT_EXPORT04	START_DT
Z_COMMIT_EXPORT04	STATE_NAME
Z_COMMIT_EXPORT04	S_EXP_STATUS_CD
Z_COMMIT_EXPORT04	UDT01_ID
Z_COMMIT_EXPORT04	UDT02_ID
Z_COMMIT_EXPORT04	UDT04_ID
Z_COMMIT_EXPORT04	UDT05_ID
Z_COMMIT_EXPORT04	UDT09_ID
Z_COMMIT_EXPORT04	VEND_ID
Z_COMMIT_EXPORT05	BASE_COMMIT_AMT
Z_COMMIT_EXPORT05	BASE_CURRENCY_CD
Z_COMMIT_EXPORT05	BATCH_ID
Z_COMMIT_EXPORT05	CITY_NAME
Z_COMMIT_EXPORT05	COMMIT_CALC_DTT
Z_COMMIT_EXPORT05	COMMIT_DT
Z_COMMIT_EXPORT05	COMMIT_TYPE
Z_COMMIT_EXPORT05	COUNTRY_NAME
Z_COMMIT_EXPORT05	COUNTY_NAME
Z_COMMIT_EXPORT05	CP_COMPANY_CD
Z_COMMIT_EXPORT05	EMPL_ID
Z_COMMIT_EXPORT05	EMPL_NAME
Z_COMMIT_EXPORT05	END_DT
Z_COMMIT_EXPORT05	EXPENSE_ID
Z_COMMIT_EXPORT05	EXP_ID

Table	Column
Z_COMMIT_EXPORT05	EXP_RPT_TYPE_CD
Z_COMMIT_EXPORT05	EXP_TYPE_CD
Z_COMMIT_EXPORT05	PAYMENT_TYPE
Z_COMMIT_EXPORT05	PAY_COMMIT_AMT
Z_COMMIT_EXPORT05	PAY_CURRENCY_CD
Z_COMMIT_EXPORT05	START_DT
Z_COMMIT_EXPORT05	STATE_NAME
Z_COMMIT_EXPORT05	S_EXP_STATUS_CD
Z_COMMIT_EXPORT05	UDT01_ID
Z_COMMIT_EXPORT05	UDT02_ID
Z_COMMIT_EXPORT05	UDT04_ID
Z_COMMIT_EXPORT05	UDT05_ID
Z_COMMIT_EXPORT05	UDT09_ID
Z_COMMIT_EXPORT05	VEND_ID
Z_COMMIT_EXPORT06	BASE_COMMIT_AMT
Z_COMMIT_EXPORT06	BASE_CURRENCY_CD
Z_COMMIT_EXPORT06	BATCH_ID
Z_COMMIT_EXPORT06	CITY_NAME
Z_COMMIT_EXPORT06	COMMIT_CALC_DTT
Z_COMMIT_EXPORT06	COMMIT_DT
Z_COMMIT_EXPORT06	COMMIT_TYPE
Z_COMMIT_EXPORT06	COUNTRY_NAME
Z_COMMIT_EXPORT06	COUNTY_NAME
Z_COMMIT_EXPORT06	CP_COMPANY_CD
Z_COMMIT_EXPORT06	EMPL_ID
Z_COMMIT_EXPORT06	EMPL_NAME
Z_COMMIT_EXPORT06	END_DT

Table	Column
Z_COMMIT_EXPORT06	EXPENSE_ID
Z_COMMIT_EXPORT06	EXP_ID
Z_COMMIT_EXPORT06	EXP_RPT_TYPE_CD
Z_COMMIT_EXPORT06	EXP_TYPE_CD
Z_COMMIT_EXPORT06	PAYMENT_TYPE
Z_COMMIT_EXPORT06	PAY_COMMIT_AMT
Z_COMMIT_EXPORT06	PAY_CURRENCY_CD
Z_COMMIT_EXPORT06	START_DT
Z_COMMIT_EXPORT06	STATE_NAME
Z_COMMIT_EXPORT06	S_EXP_STATUS_CD
Z_COMMIT_EXPORT06	UDT01_ID
Z_COMMIT_EXPORT06	UDT02_ID
Z_COMMIT_EXPORT06	UDT04_ID
Z_COMMIT_EXPORT06	UDT05_ID
Z_COMMIT_EXPORT06	UDT09_ID
Z_COMMIT_EXPORT06	VEND_ID
Z_COMMIT_EXPORT07	BASE_COMMIT_AMT
Z_COMMIT_EXPORT07	BASE_CURRENCY_CD
Z_COMMIT_EXPORT07	BATCH_ID
Z_COMMIT_EXPORT07	CITY_NAME
Z_COMMIT_EXPORT07	COMMIT_CALC_DTT
Z_COMMIT_EXPORT07	COMMIT_DT
Z_COMMIT_EXPORT07	COMMIT_TYPE
Z_COMMIT_EXPORT07	COUNTRY_NAME
Z_COMMIT_EXPORT07	COUNTY_NAME
Z_COMMIT_EXPORT07	CP_COMPANY_CD
Z_COMMIT_EXPORT07	EMPL_ID

Table	Column
Z_COMMIT_EXPORT07	EMPL_NAME
Z_COMMIT_EXPORT07	END_DT
Z_COMMIT_EXPORT07	EXPENSE_ID
Z_COMMIT_EXPORT07	EXP_ID
Z_COMMIT_EXPORT07	EXP_RPT_TYPE_CD
Z_COMMIT_EXPORT07	EXP_TYPE_CD
Z_COMMIT_EXPORT07	PAYMENT_TYPE
Z_COMMIT_EXPORT07	PAY_COMMIT_AMT
Z_COMMIT_EXPORT07	PAY_CURRENCY_CD
Z_COMMIT_EXPORT07	START_DT
Z_COMMIT_EXPORT07	STATE_NAME
Z_COMMIT_EXPORT07	S_EXP_STATUS_CD
Z_COMMIT_EXPORT07	UDT01_ID
Z_COMMIT_EXPORT07	UDT02_ID
Z_COMMIT_EXPORT07	UDT04_ID
Z_COMMIT_EXPORT07	UDT05_ID
Z_COMMIT_EXPORT07	UDT09_ID
Z_COMMIT_EXPORT07	VEND_ID
Z_COMMIT_EXPORT08	BASE_COMMIT_AMT
Z_COMMIT_EXPORT08	BASE_CURRENCY_CD
Z_COMMIT_EXPORT08	BATCH_ID
Z_COMMIT_EXPORT08	CITY_NAME
Z_COMMIT_EXPORT08	COMMIT_CALC_DTT
Z_COMMIT_EXPORT08	COMMIT_DT
Z_COMMIT_EXPORT08	COMMIT_TYPE
Z_COMMIT_EXPORT08	COUNTRY_NAME
Z_COMMIT_EXPORT08	COUNTY_NAME

Table	Column
Z_COMMIT_EXPORT08	CP_COMPANY_CD
Z_COMMIT_EXPORT08	EMPL_ID
Z_COMMIT_EXPORT08	EMPL_NAME
Z_COMMIT_EXPORT08	END_DT
Z_COMMIT_EXPORT08	EXPENSE_ID
Z_COMMIT_EXPORT08	EXP_ID
Z_COMMIT_EXPORT08	EXP_RPT_TYPE_CD
Z_COMMIT_EXPORT08	EXP_TYPE_CD
Z_COMMIT_EXPORT08	PAYMENT_TYPE
Z_COMMIT_EXPORT08	PAY_COMMIT_AMT
Z_COMMIT_EXPORT08	PAY_CURRENCY_CD
Z_COMMIT_EXPORT08	START_DT
Z_COMMIT_EXPORT08	STATE_NAME
Z_COMMIT_EXPORT08	S_EXP_STATUS_CD
Z_COMMIT_EXPORT08	UDT01_ID
Z_COMMIT_EXPORT08	UDT02_ID
Z_COMMIT_EXPORT08	UDT04_ID
Z_COMMIT_EXPORT08	UDT05_ID
Z_COMMIT_EXPORT08	UDT09_ID
Z_COMMIT_EXPORT08	VEND_ID
Z_COMMIT_EXPORT09	BASE_COMMIT_AMT
Z_COMMIT_EXPORT09	BASE_CURRENCY_CD
Z_COMMIT_EXPORT09	BATCH_ID
Z_COMMIT_EXPORT09	CITY_NAME
Z_COMMIT_EXPORT09	COMMIT_CALC_DTT
Z_COMMIT_EXPORT09	COMMIT_DT
Z_COMMIT_EXPORT09	COMMIT_TYPE

Table	Column
Z_COMMIT_EXPORT09	COUNTRY_NAME
Z_COMMIT_EXPORT09	COUNTY_NAME
Z_COMMIT_EXPORT09	CP_COMPANY_CD
Z_COMMIT_EXPORT09	EMPL_ID
Z_COMMIT_EXPORT09	EMPL_NAME
Z_COMMIT_EXPORT09	END_DT
Z_COMMIT_EXPORT09	EXPENSE_ID
Z_COMMIT_EXPORT09	EXP_ID
Z_COMMIT_EXPORT09	EXP_RPT_TYPE_CD
Z_COMMIT_EXPORT09	EXP_TYPE_CD
Z_COMMIT_EXPORT09	PAYMENT_TYPE
Z_COMMIT_EXPORT09	PAY_COMMIT_AMT
Z_COMMIT_EXPORT09	PAY_CURRENCY_CD
Z_COMMIT_EXPORT09	START_DT
Z_COMMIT_EXPORT09	STATE_NAME
Z_COMMIT_EXPORT09	S_EXP_STATUS_CD
Z_COMMIT_EXPORT09	UDT01_ID
Z_COMMIT_EXPORT09	UDT02_ID
Z_COMMIT_EXPORT09	UDT04_ID
Z_COMMIT_EXPORT09	UDT05_ID
Z_COMMIT_EXPORT09	UDT09_ID
Z_COMMIT_EXPORT09	VEND_ID
Z_COMMIT_EXPORT10	BASE_COMMIT_AMT
Z_COMMIT_EXPORT10	BASE_CURRENCY_CD
Z_COMMIT_EXPORT10	BATCH_ID
Z_COMMIT_EXPORT10	CITY_NAME
Z_COMMIT_EXPORT10	COMMIT_CALC_DTT

Table	Column
Z_COMMIT_EXPORT10	COMMIT_DT
Z_COMMIT_EXPORT10	COMMIT_TYPE
Z_COMMIT_EXPORT10	COUNTRY_NAME
Z_COMMIT_EXPORT10	COUNTY_NAME
Z_COMMIT_EXPORT10	CP_COMPANY_CD
Z_COMMIT_EXPORT10	EMPL_ID
Z_COMMIT_EXPORT10	EMPL_NAME
Z_COMMIT_EXPORT10	END_DT
Z_COMMIT_EXPORT10	EXPENSE_ID
Z_COMMIT_EXPORT10	EXP_ID
Z_COMMIT_EXPORT10	EXP_RPT_TYPE_CD
Z_COMMIT_EXPORT10	EXP_TYPE_CD
Z_COMMIT_EXPORT10	PAYMENT_TYPE
Z_COMMIT_EXPORT10	PAY_COMMIT_AMT
Z_COMMIT_EXPORT10	PAY_CURRENCY_CD
Z_COMMIT_EXPORT10	START_DT
Z_COMMIT_EXPORT10	STATE_NAME
Z_COMMIT_EXPORT10	S_EXP_STATUS_CD
Z_COMMIT_EXPORT10	UDT01_ID
Z_COMMIT_EXPORT10	UDT02_ID
Z_COMMIT_EXPORT10	UDT04_ID
Z_COMMIT_EXPORT10	UDT05_ID
Z_COMMIT_EXPORT10	UDT09_ID
Z_COMMIT_EXPORT10	VEND_ID

Columns Changed

TABLE	COLUMN	CHANGE
CORRECT_EXP_RPT_ADVANCE	MODIFIED_BY	NULLABILITY
CORRECT_EXP_RPT_ADVANCE	ROWVERSION	NULLABILITY
CORRECT_EXP_RPT_ADVANCE	TIME_STAMP	NULLABILITY
EXP_RPT_ADVANCE	MODIFIED_BY	NULLABILITY
EXP_RPT_ADVANCE	ROWVERSION	NULLABILITY
EXP_RPT_ADVANCE	TIME_STAMP	NULLABILITY

Foreign Keys Dropped

TABLE	FK NAME
CORRECT_EXP_RPT_ADVANCE	F00422
CORRECT_EXP_RPT_ADVANCE	F00422
CORRECT_EXP_RPT_LOCATION	F00430
CORRECT_EXP_RPT_LOCATION	F00430
DESKTOP_EXPENSE_TASKS	F00244
DESKTOP_EXPENSE_TASKS	F00246
DESKTOP_EXPENSE_TASKS	F00245
EMPL_LOCATION	F00397
EXP_AUTH_EXPENSE	F00401
EXP_AUTH_EXPENSE	F00401
EXP_AUTH_LOCATION	F00398
EXP_AUTH_TASKS	F00368
EXP_AUTH_TASKS	F00370
EXP_AUTH_TASKS	F00369
EXP_AUTH_TASKS	F00367
EXP_AUTH_TASKS_EMPL	F00388
EXP_AUTH_TASKS_EMPL	F00388
EXP_AUTH_TASKS_EMPL	F00388
EXP_AUTH_TASKS_EMPL	F00388
EXP_RPT_ADVANCE	F00211
EXP_RPT_EXPENSE	F00400
EXP_RPT_EXPENSE	F00400
EXP_RPT_LOCATION	F00399

TABLE	FK NAME
EXP_RPT_TASKS	F00251
EXP_RPT_TASKS	F00252
EXP_RPT_TASKS	F00253
EXP_RPT_TASKS	F00250
EXP_RPT_TASKS_EMPL	F00385
EXP_RPT_TASKS_EMPL	F00385
EXP_RPT_TASKS_EMPL	F00385
EXP_RPT_TASKS_EMPL	F00385
EXP_RPT_TYPE_AUTH_TASKS	F00344
EXP_RPT_TYPE_AUTH_TASKS	F00345
EXP_RPT_TYPE_AUTH_TASKS	F00343
EXP_RPT_TYPE_TASKS	F00255
EXP_RPT_TYPE_TASKS	F00254
EXP_RPT_TYPE_TASKS	F00256

Foreign Keys Added

Child Table	FK Name	Parent Table
ATTACHMENT	F00454	GENERAL_CONFIG_ATTACHMENT
CORRECT_EXP_RPT_CHARGE_WARNING	F00540	CORRECT_EXP_RPT_CHARGE_ALLOC
CORRECT_EXP_RPT_CHARGE_WARNING	F00541	EMPL
CORRECT_EXP_RPT_EXPENSE	F00544	CORRECT_EXP_RPT_LOCATION
CORRECT_EXP_RPT_EXPENSE_WARN	F00538	CORRECT_EXP_RPT_EXPENSE
CORRECT_EXP_RPT_EXPENSE_WARN	F00539	EMPL
CORRECT_EXP_RPT_LOCATION	F00449	CORRECT_EXP_RPT
CORRECT_EXP_RPT_LOCATION	F00450	LOCATION
CORRECT_EXP_RPT_WARNING	F00536	CORRECT_EXP_RPT
CORRECT_EXP_RPT_WARNING	F00537	EMPL
CORRECT_TASK	F00483	FUNCTIONAL_ROLE
CORRECT_TASK	F00484	FUNCTIONAL_ROLE
CORRECT_TASK	F00485	GENERAL_CONFIG_ATTACHMENT
CORRECT_TASK	F00486	EMPL

Child Table	FK Name	Parent Table
CORRECT_TASK	F00514	EXP_ADVANCE
CORRECT_TASK	F00515	EXP_AUTH
CORRECT_TASK	F00516	EXP_RPT
CORRECT_TASK	F00517	EXP_AUTH_EXPENSE
CORRECT_TASK	F00518	EXP_RPT_EXPENSE
CORRECT_TASK	F00519	EXP_AUTH_EXPENSE_CHARGE
CORRECT_TASK	F00521	EXP_AUTH_CHARGE_ALLOCATIONS
CORRECT_TASK	F00522	EXP_RPT_CHARGE_ALLOCATIONS
CORRECT_TASK_EMPL	F00491	TASK
CORRECT_TASK_EMPL	F00492	EMPL
CORRECT_TASK_EMPL	F00493	FUNCTIONAL_ROLE
EXP_ADVANCE	F00500	EMPL
EXP_ADVANCE	F00501	EXP_AUTH
EXP_ADVANCE	F00502	CURRENCY
EXP_ADVANCE	F00503	CURRENCY
EXP_ADVANCE_REVISION	F00504	EXP_ADVANCE
EXP_ADVANCE_REVISION	F00505	EMPL
EXP_AUTH_CHARGE_WARNING	F00528	EXP_AUTH_CHARGE_ALLOCATIONS
EXP_AUTH_CHARGE_WARNING	F00529	EMPL
EXP_AUTH_EXPENSE	F00443	LOCATION
EXP_AUTH_EXPENSE	F00543	EXP_AUTH_LOCATION
EXP_AUTH_EXPENSE_WARNING	F00526	EXP_AUTH_EXPENSE
EXP_AUTH_EXPENSE_WARNING	F00527	EMPL
EXP_AUTH_LOCATION	F00445	EXP_AUTH
EXP_AUTH_LOCATION	F00446	LOCATION
EXP_AUTH_WARNING	F00524	EXP_AUTH
EXP_AUTH_WARNING	F00525	EMPL

Child Table	FK Name	Parent Table
EXP_RPT_ADVANCE	F00546	EXP_RPT
EXP_RPT_ADVANCE	F00547	EXP_ADVANCE
EXP_RPT_CHARGE_WARNING	F00534	EXP_RPT_CHARGE_ALLOCATIONS
EXP_RPT_CHARGE_WARNING	F00535	EMPL
EXP_RPT_EXPENSE	F00444	LOCATION
EXP_RPT_EXPENSE	F00542	EXP_RPT_LOCATION
EXP_RPT_EXPENSE_WARNING	F00532	EXP_RPT_EXPENSE
EXP_RPT_EXPENSE_WARNING	F00533	EMPL
EXP_RPT_LOCATION	F00447	EXP_RPT
EXP_RPT_LOCATION	F00448	LOCATION
EXP_RPT_TYPE_TASK	F00458	EXP_RPT_TYPE
EXP_RPT_TYPE_TASK	F00459	FUNCTIONAL_ROLE
EXP_RPT_TYPE_TASK	F00460	GENERAL_CONFIG_ATTACHMENT
EXP_RPT_TYPE_TASK	F00461	FUNCTIONAL_ROLE
EXP_RPT_WARNING	F00530	EXP_RPT
EXP_RPT_WARNING	F00531	EMPL
EXP_TYPE_TASK	F00455	EXP_TYPE
EXP_TYPE_TASK	F00456	FUNCTIONAL_ROLE
EXP_TYPE_TASK	F00457	GENERAL_CONFIG_ATTACHMENT
GENERAL_CONFIG_ATTACHMENT	F00451	COMPANY
GENERAL_CONFIG_ATTACHMENT_LBLS	F00452	COMPANY
GENERAL_CONFIG_ATTACHMENT_LBLS	F00453	GENERAL_CONFIG_ATTACHMENT
LOCATION	F00442	EMPL
MENU	F00441	SCREENS
TASK	F00470	ATTACHMENT
TASK	F00471	FUNCTIONAL_ROLE
TASK	F00472	FUNCTIONAL_ROLE

Child Table	FK Name	Parent Table
TASK	F00473	GENERAL_CONFIG_ATTACHMENT
TASK	F00474	EMPL
TASK	F00506	EXP_AUTH
TASK	F00507	EXP_RPT
TASK	F00508	EXP_AUTH_EXPENSE
TASK	F00509	EXP_RPT_EXPENSE
TASK	F00510	EXP_AUTH_EXPENSE_CHARGE
TASK	F00512	EXP_AUTH_CHARGE_ALLOCATIONS
TASK	F00513	EXP_RPT_CHARGE_ALLOCATIONS
TASK	F00523	EXP_ADVANCE
TASK_EMPL	F00488	TASK
TASK_EMPL	F00489	EMPL
TASK_EMPL	F00490	FUNCTIONAL_ROLE

Tables with Modified Primary Keys

Table
ATTACHMENT
CORRECT_EXP_RPT_CHARGE_WARNING
CORRECT_EXP_RPT_EXPENSE_WARN
CORRECT_EXP_RPT_WARNING
CORRECT_TASK
CORRECT_TASK_EMPL
CORRECT_EXP_RPT_ADVANCE
DESKTOP_EXPENSE_TASKS
EMPL_LOCATION
EXP_AUTH_TASKS
EXP_RPT_ADVANCE

Table
EXP_RPT_TASKS
EXP_RPT_TYPE_AUTH_TASKS
EXP_RPT_TYPE_TASKS
EXP_ADVANCE
EXP_ADVANCE_REVISION
EXP_AUTH_CHARGE_WARNING
EXP_AUTH_EXPENSE_WARNING
EXP_AUTH_WARNING
EXP_RPT_ADVANCE
EXP_RPT_CHARGE_WARNING
EXP_RPT_EXPENSE_WARNING
EXP_RPT_TYPE_TASK
EXP_RPT_WARNING
EXP_TYPE_TASK
GENERAL_CONFIG_ATTACHMENT
GENERAL_CONFIG_ATTACHMENT_LBLS
IMPORT_LOG
LOCATION
MENU
TASK
TASK_EMPL

Indexes Dropped

Sequence	Name	Table	Col Seq
PI_0181	EXP_RPT_ADVANCE	EXP_RPT_ID	1
PI_0181	EXP_RPT_ADVANCE	ADVANCE_DT	2
PI_0181	EXP_RPT_ADVANCE	ADVANCE_REFERENCE_CD	3

Sequence	Name	Table	Col Seq
PI_0193	DESKTOP_EXPENSE_TASKS	EMPL_ID	1
PI_0193	DESKTOP_EXPENSE_TASKS	S_TASK_CD	2
PI_0193	DESKTOP_EXPENSE_TASKS	TASK_DTT	3
PI_0193	DESKTOP_EXPENSE_TASKS	EXP_RPT_ID	4
PI_0193	DESKTOP_EXPENSE_TASKS	ALLOCATION_ID	5
PI_0193	DESKTOP_EXPENSE_TASKS	FUNCTIONAL_ROLE_CD	6
PI_0195	EXP_RPT_TASKS	EXP_RPT_ID	1
PI_0195	EXP_RPT_TASKS	ALLOCATION_ID	2
PI_0195	EXP_RPT_TASKS	FUNCTIONAL_ROLE_CD	3
PI_0195	EXP_RPT_TASKS	S_TASK_CD	4
PI_0196	EXP_RPT_TYPE_TASKS	EXP_RPT_TYPE_CD	1
PI_0196	EXP_RPT_TYPE_TASKS	FUNCTIONAL_ROLE_CD	2
PI_0196	EXP_RPT_TYPE_TASKS	S_TASK_CD	3
PI_0245	EXP_AUTH_TASKS	EXP_AUTH_ID	1
PI_0245	EXP_AUTH_TASKS	ALLOCATION_ID	2
PI_0245	EXP_AUTH_TASKS	FUNCTIONAL_ROLE_CD	3
PI_0245	EXP_AUTH_TASKS	S_TASK_CD	4
PI_0247	EXP_RPT_TYPE_AUTH_TASKS	EXP_RPT_TYPE_CD	1
PI_0247	EXP_RPT_TYPE_AUTH_TASKS	FUNCTIONAL_ROLE_CD	2
PI_0247	EXP_RPT_TYPE_AUTH_TASKS	S_TASK_CD	3
PI_0267	EMPL_LOCATION	EMPL_ID	1
PI_0267	EMPL_LOCATION	SEQ_NO	2
PI_0268	EXP_AUTH_LOCATION	EXP_AUTH_ID	1
PI_0268	EXP_AUTH_LOCATION	LOCATION_NO	2
PI_0286	CORRECT_EXP_RPT_ADVANCE	EXP_RPT_ID	1
PI_0286	CORRECT_EXP_RPT_ADVANCE	CORRECTION_NO	2
PI_0286	CORRECT_EXP_RPT_ADVANCE	ADVANCE_DT	3

Sequence	Name	Table	Col Seq
PI_0286	CORRECT_EXP_RPT_ADVANCE	ADVANCE_REFERENCE_CD	4
RI_F00211	EXP_RPT_ADVANCE	EXP_RPT_ID	1
RI_F00244	DESKTOP_EXPENSE_TASKS	EMPL_ID	1
RI_F00245	DESKTOP_EXPENSE_TASKS	EXP_RPT_ID	1
RI_F00246	DESKTOP_EXPENSE_TASKS	FUNCTIONAL_ROLE_CD	1
RI_F00250	EXP_RPT_TASKS	EXP_RPT_ID	1
RI_F00251	EXP_RPT_TASKS	FUNCTIONAL_ROLE_CD	1
RI_F00252	EXP_RPT_TASKS	TASK_EMPL_ID	1
RI_F00253	EXP_RPT_TASKS	BACKUP_FUNCTIONAL_ROLE_CD	1
RI_F00254	EXP_RPT_TYPE_TASKS	EXP_RPT_TYPE_CD	1
RI_F00255	EXP_RPT_TYPE_TASKS	FUNCTIONAL_ROLE_CD	1
RI_F00256	EXP_RPT_TYPE_TASKS	BACKUP_FUNCTIONAL_ROLE_CD	1
RI_F00343	EXP_RPT_TYPE_AUTH_TASKS	EXP_RPT_TYPE_CD	1
RI_F00344	EXP_RPT_TYPE_AUTH_TASKS	FUNCTIONAL_ROLE_CD	1
RI_F00345	EXP_RPT_TYPE_AUTH_TASKS	BACKUP_FUNCTIONAL_ROLE_CD	1
RI_F00367	EXP_AUTH_TASKS	TASK_EMPL_ID	1
RI_F00368	EXP_AUTH_TASKS	EXP_AUTH_ID	1
RI_F00369	EXP_AUTH_TASKS	FUNCTIONAL_ROLE_CD	1
RI_F00370	EXP_AUTH_TASKS	BACKUP_FUNCTIONAL_ROLE_CD	1
RI_F00397	EMPL_LOCATION	EMPL_ID	1
RI_F00398	EXP_AUTH_LOCATION	EXP_AUTH_ID	1
RI_F00399	EXP_RPT_LOCATION	EXP_RPT_ID	1
RI_F00400	EXP_RPT_EXPENSE	EXP_RPT_ID	1
RI_F00400	EXP_RPT_EXPENSE	LOCATION_NO	2
RI_F00401	EXP_AUTH_EXPENSE	EXP_AUTH_ID	1
RI_F00401	EXP_AUTH_EXPENSE	LOCATION_NO	2
RI_F00422	CORRECT_EXP_RPT_ADVANCE	EXP_RPT_ID	1

Sequence	Name	Table	Col Seq
RI_F00422	CORRECT_EXP_RPT_ADVANCE	CORRECTION_NO	2
RI_F00430	CORRECT_EXP_RPT_LOCATION	EXP_RPT_ID	1
RI_F00430	CORRECT_EXP_RPT_LOCATION	CORRECTION_NO	2
SI_0072	EMPL_LOCATION	EMPL_ID	1
SI_0072	EMPL_LOCATION	LOCATION_DESC	2

Indexes Added

Index Name	Table	Column	Col Seq
PI_0300	MENU	MENU_CD	1
PI_0301	LOCATION	LOCATION_ID	1
PI_0302	EXP_AUTH_LOCATION	EXP_AUTH_ID	1
PI_0302	EXP_AUTH_LOCATION	LOCATION_NO	2
PI_0303	EXP_RPT_ADVANCE	ADVANCE_ID	2
PI_0303	EXP_RPT_ADVANCE	EXP_RPT_ID	1
PI_0304	IMPORT_LOG	MESSAGE_NAME	4
PI_0304	IMPORT_LOG	FILE_NAME	3
PI_0304	IMPORT_LOG	MESSAGE_GROUP_NAME	2
PI_0304	IMPORT_LOG	BATCH_DTT	1
PI_O234	GENERAL_CONFIG_ATTACHMENT	COMPANY_ID	1
PI_O234	GENERAL_CONFIG_ATTACHMENT	ATTACHMENT_TYPE_CD	2
PI_O235	GENERAL_CONFIG_ATTACHMENT_LBLS	COUNTRY_CD	3
PI_O235	GENERAL_CONFIG_ATTACHMENT_LBLS	ATTACHMENT_TYPE_CD	2
PI_O235	GENERAL_CONFIG_ATTACHMENT_LBLS	LANGUAGE_CD	4
PI_O235	GENERAL_CONFIG_ATTACHMENT_LBLS	COMPANY_ID	1

Index Name	Table	Column	Col Seq
PI_O236	ATTACHMENT	ATTACHMENT_ID	1
PI_O237	EXP_TYPE_TASK	S_TASK_TYPE_CD	5
PI_O237	EXP_TYPE_TASK	ATTACHMENT_TYPE_CD	6
PI_O237	EXP_TYPE_TASK	FUNCTIONAL_ROLE_CD	2
PI_O237	EXP_TYPE_TASK	S_TASK_SUB_OBJECT_CD	4
PI_O237	EXP_TYPE_TASK	S_TASK_OBJECT_CD	3
PI_O237	EXP_TYPE_TASK	EXP_TYPE_CD	1
PI_O238	EXP_RPT_TYPE_TASK	S_TASK_TYPE_CD	5
PI_O238	EXP_RPT_TYPE_TASK	ATTACHMENT_TYPE_CD	6
PI_O238	EXP_RPT_TYPE_TASK	S_TASK_SUB_OBJECT_CD	4
PI_O238	EXP_RPT_TYPE_TASK	S_TASK_OBJECT_CD	3
PI_O238	EXP_RPT_TYPE_TASK	FUNCTIONAL_ROLE_CD	2
PI_O238	EXP_RPT_TYPE_TASK	EXP_RPT_TYPE_CD	1
PI_O239	TASK	TASK_ID	1
PI_O240	CORRECT_TASK	TASK_ID	1
PI_O240	CORRECT_TASK	CORRECTION_NO	2
PI_O241	TASK_EMPL	FUNCTIONAL_ROLE_CD	3
PI_O241	TASK_EMPL	EMPL_ID	2
PI_O241	TASK_EMPL	TASK_ID	1
PI_O242	CORRECT_TASK_EMPL	TASK_ID	1
PI_O242	CORRECT_TASK_EMPL	CORRECTION_NO	2
PI_O242	CORRECT_TASK_EMPL	FUNCTIONAL_ROLE_CD	4
PI_O242	CORRECT_TASK_EMPL	EMPL_ID	3
PI_O247	EXP_ADVANCE	ADVANCE_ID	1
PI_O248	EXP_ADVANCE_REVISION	REVISION_NO	2
PI_O248	EXP_ADVANCE_REVISION	ADVANCE_ID	1
PI_O249	EXP_AUTH_WARNING	EXP_AUTH_ID	1

Index Name	Table	Column	Col Seq
PI_O249	EXP_AUTH_WARNING	WARNING_MESSAGE_ID	2
PI_O250	EXP_AUTH_EXPENSE_WARNI NG	EXPENSE_ID	2
PI_O250	EXP_AUTH_EXPENSE_WARNI NG	EXP_AUTH_ID	1
PI_O250	EXP_AUTH_EXPENSE_WARNI NG	WARNING_MESSAGE_ID	3
PI_O251	EXP_AUTH_CHARGE_WARNI NG	EXP_AUTH_ID	1
PI_O251	EXP_AUTH_CHARGE_WARNI NG	ALLOCATION_ID	2
PI_O251	EXP_AUTH_CHARGE_WARNI NG	WARNING_MESSAGE_ID	3
PI_O252	EXP_RPT_WARNING	WARNING_MESSAGE_ID	2
PI_O252	EXP_RPT_WARNING	EXP_RPT_ID	1
PI_O253	EXP_RPT_EXPENSE_WARNIN G	EXP_RPT_ID	1
PI_O253	EXP_RPT_EXPENSE_WARNIN G	WARNING_MESSAGE_ID	3
PI_O253	EXP_RPT_EXPENSE_WARNIN G	EXPENSE_ID	2
PI_O254	EXP_RPT_CHARGE_WARNIN G	ALLOCATION_ID	2
PI_O254	EXP_RPT_CHARGE_WARNIN G	EXP_RPT_ID	1
PI_O254	EXP_RPT_CHARGE_WARNIN G	WARNING_MESSAGE_ID	3
PI_O255	CORRECT_EXP_RPT_WARNI NG	CORRECTION_NO	2
PI_O255	CORRECT_EXP_RPT_WARNI NG	EXP_RPT_ID	1
PI_O255	CORRECT_EXP_RPT_WARNI NG	WARNING_MESSAGE_ID	3
PI_O256	CORRECT_EXP_RPT_EXPEN SE_WARN	WARNING_MESSAGE_ID	4
PI_O256	CORRECT_EXP_RPT_EXPEN	CORRECTION_NO	3

Index Name	Table	Column	Col Seq
	SE_WARN		
PI_O256	CORRECT_EXP_RPT_EXPENSE_WARN	EXPENSE_ID	2
PI_O256	CORRECT_EXP_RPT_EXPENSE_WARN	EXP_RPT_ID	1
PI_O257	CORRECT_EXP_RPT_CHARGE_WARNING	EXP_RPT_ID	1
PI_O257	CORRECT_EXP_RPT_CHARGE_WARNING	ALLOCATION_ID	2
PI_O257	CORRECT_EXP_RPT_CHARGE_WARNING	CORRECTION_NO	3
PI_O257	CORRECT_EXP_RPT_CHARGE_WARNING	WARNING_MESSAGE_ID	4
SI_0095	GENERAL_CONFIG_ATTACHMENT	COMPANY_ID	1
SI_0096	GENERAL_CONFIG_ATTACHMENT_LBLS	COMPANY_ID	1
SI_0097	GENERAL_CONFIG_ATTACHMENT_LBLS	ATTACHMENT_TYPE_CD	1
SI_0098	ATTACHMENT	ATTACHMENT_TYPE_CD	1
SI_0099	EXP_TYPE_TASK	EXP_TYPE_CD	1
SI_0101	EXP_TYPE_TASK	FUNCTIONAL_ROLE_CD	1
SI_0102	EXP_TYPE_TASK	ATTACHMENT_TYPE_CD	1
SI_0103	EXP_RPT_TYPE_TASK	EXP_RPT_TYPE_CD	1
SI_0104	EXP_RPT_TYPE_TASK	FUNCTIONAL_ROLE_CD	1
SI_0105	EXP_RPT_TYPE_TASK	ATTACHMENT_TYPE_CD	1
SI_0106	EXP_RPT_TYPE_TASK	BACKUP_FUNCTIONAL_ROLE_CD	1
SI_0107	TASK	ATTACHMENT_ID	1
SI_0108	TASK	FUNCTIONAL_ROLE_CD	1
SI_0109	TASK	BACKUP_FUNCTIONAL_ROLE_CD	1
SI_0110	TASK	ATTACHMENT_TYPE_CD	1

Index Name	Table	Column	Col Seq
SI_0111	TASK	TASK_EMPL_ID	1
SI_0112	CORRECT_TASK	FUNCTIONAL_ROLE_CD	1
SI_0113	CORRECT_TASK	BACKUP_FUNCTIONAL_ROLE_CD	1
SI_0114	CORRECT_TASK	ATTACHMENT_TYPE_CD	1
SI_0115	CORRECT_TASK	TASK_EMPL_ID	1
SI_0116	TASK_EMPL	TASK_ID	1
SI_0117	TASK_EMPL	EMPL_ID	1
SI_0118	TASK_EMPL	FUNCTIONAL_ROLE_CD	1
SI_0119	CORRECT_TASK_EMPL	TASK_ID	1
SI_0120	CORRECT_TASK_EMPL	EMPL_ID	1
SI_0121	CORRECT_TASK_EMPL	FUNCTIONAL_ROLE_CD	1
SI_0128	EXP_RPT_EXPENSE_CHARGE	ALLOCATION_ID	3
SI_0128	EXP_RPT_EXPENSE_CHARGE	EXPENSE_ID	2
SI_0128	EXP_RPT_EXPENSE_CHARGE	EXP_RPT_ID	1
SI_0129	EXP_RPT_LOCATION	LOCATION_ID	2
SI_0129	EXP_RPT_LOCATION	EXP_RPT_ID	1
SI_0130	EXP_AUTH_LOCATION	EXP_AUTH_ID	1
SI_0130	EXP_AUTH_LOCATION	LOCATION_ID	2
SI_0131	CORRECT_EXP_RPT_LOCATION	EXP_RPT_ID	1
SI_0131	CORRECT_EXP_RPT_LOCATION	LOCATION_ID	3
SI_0131	CORRECT_EXP_RPT_LOCATION	CORRECTION_NO	2
SI_0133	Z_ADV_EXPORT01	BATCH_ID	1
SI_0133	Z_ADV_EXPORT01	ADVANCE_ID	2
SI_0134	Z_ADV_EXPORT02	ADVANCE_ID	2

Index Name	Table	Column	Col Seq
SI_0134	Z_ADV_EXPORT02	BATCH_ID	1
SI_0135	Z_ADV_EXPORT03	BATCH_ID	1
SI_0135	Z_ADV_EXPORT03	ADVANCE_ID	2
SI_0136	Z_ADV_EXPORT04	BATCH_ID	1
SI_0136	Z_ADV_EXPORT04	ADVANCE_ID	2
SI_0137	Z_ADV_EXPORT05	BATCH_ID	1
SI_0137	Z_ADV_EXPORT05	ADVANCE_ID	2
SI_0138	Z_ADV_EXPORT06	BATCH_ID	1
SI_0138	Z_ADV_EXPORT06	ADVANCE_ID	2
SI_0139	Z_ADV_EXPORT07	BATCH_ID	1
SI_0139	Z_ADV_EXPORT07	ADVANCE_ID	2
SI_0140	Z_ADV_EXPORT08	BATCH_ID	1
SI_0140	Z_ADV_EXPORT08	ADVANCE_ID	2
SI_0141	Z_ADV_EXPORT09	BATCH_ID	1
SI_0141	Z_ADV_EXPORT09	ADVANCE_ID	2
SI_0142	Z_ADV_EXPORT10	ADVANCE_ID	2
SI_0142	Z_ADV_EXPORT10	BATCH_ID	1
SI_0143	EXP_COMMIT_DETL	EXPENSE_ID	2
SI_0143	EXP_COMMIT_DETL	EXP_ID	1
SI_0144	Z_COMMIT_EXPORT01	BATCH_ID	1
SI_0144	Z_COMMIT_EXPORT01	EXP_ID	2
SI_0144	Z_COMMIT_EXPORT01	EXPENSE_ID	3
SI_0145	Z_COMMIT_EXPORT02	BATCH_ID	1
SI_0145	Z_COMMIT_EXPORT02	EXPENSE_ID	3
SI_0145	Z_COMMIT_EXPORT02	EXP_ID	2
SI_0146	Z_COMMIT_EXPORT03	EXPENSE_ID	3
SI_0146	Z_COMMIT_EXPORT03	EXP_ID	2

Index Name	Table	Column	Col Seq
SI_0146	Z_COMMIT_EXPORT03	BATCH_ID	1
SI_0147	Z_COMMIT_EXPORT04	EXPENSE_ID	3
SI_0147	Z_COMMIT_EXPORT04	BATCH_ID	1
SI_0147	Z_COMMIT_EXPORT04	EXP_ID	2
SI_0148	Z_COMMIT_EXPORT05	BATCH_ID	1
SI_0148	Z_COMMIT_EXPORT05	EXPENSE_ID	3
SI_0148	Z_COMMIT_EXPORT05	EXP_ID	2
SI_0149	Z_COMMIT_EXPORT06	EXPENSE_ID	3
SI_0149	Z_COMMIT_EXPORT06	BATCH_ID	1
SI_0149	Z_COMMIT_EXPORT06	EXP_ID	2
SI_0150	Z_COMMIT_EXPORT07	BATCH_ID	1
SI_0150	Z_COMMIT_EXPORT07	EXP_ID	2
SI_0150	Z_COMMIT_EXPORT07	EXPENSE_ID	3
SI_0151	Z_COMMIT_EXPORT08	BATCH_ID	1
SI_0151	Z_COMMIT_EXPORT08	EXP_ID	2
SI_0151	Z_COMMIT_EXPORT08	EXPENSE_ID	3
SI_0152	Z_COMMIT_EXPORT09	BATCH_ID	1
SI_0152	Z_COMMIT_EXPORT09	EXPENSE_ID	3
SI_0152	Z_COMMIT_EXPORT09	EXP_ID	2
SI_0153	Z_COMMIT_EXPORT10	BATCH_ID	1
SI_0153	Z_COMMIT_EXPORT10	EXPENSE_ID	3
SI_0153	Z_COMMIT_EXPORT10	EXP_ID	2
SI_0154	ATTACHMENT	BARCODE_ID	1
UI_0001	GENERAL_CONFIG_ATTACHMENT	ATTACHMENT_TYPE_CD	1

Database Changes for the 8.3 to 9.0 TC_0000 Schema

This section includes the changes made to the database for this release.

New Columns

TABLE	COLUMN
SCHEMA_CONFIG	LUMIGENT_ENABLED_FL
SCHEMA_CONFIG	S_STORAGE_METHOD_CD

Database Changes for the 8.3 to 9.0 TC_0001 Schema

This section includes the changes made to the database for this release.

New Tables

Table Name
Attachment
CORRECT_EXP_RPT_CHARGE_WARNING
CORRECT_EXP_RPT_EXPENSE_WARN
CORRECT_EXP_RPT_WARNING
CORRECT_TASK
CORRECT_TASK_EMPL
EXP_ADVANCE
EXP_ADVANCE_REVISION
EXP_AUTH_CHARGE_WARNING
EXP_AUTH_EXPENSE_WARNING
EXP_AUTH_WARNING
EXP_RPT_CHARGE_WARNING
EXP_RPT_EXPENSE_WARNING
EXP_RPT_TYPE_TASK
EXP_RPT_WARNING
EXP_TYPE_TASK
GENERAL_CONFIG_ATTACHMENT
GENERAL_CONFIG_ATTACHMENT_LBLS
LOCATION
MENU
TASK
TASK_EMPL
TEMP_EXP_ADVANCE
TEMP_EXP_ADVANCE_REVISION
TEMP_EXP_AUTH_LOCATION
TEMP_EXP_RPT_ADVANCE
TEMP_EXP_RPT_LOCATION
TEMP_TASK
TEMP_TASK_EMPL

Deleted Tables

Table Name
EMPL_LOCATION

Deleted Columns

TABLE	COLUMN
CORRECT_EXP_RPT	ADVANCE_EXPENSE_REF_CD
CORRECT_EXP_RPT	ADVANCE_UDT01_ID
CORRECT_EXP_RPT	ADVANCE_UDT02_ID
CORRECT_EXP_RPT	ADVANCE_UDT03_ID
CORRECT_EXP_RPT	ADVANCE_UDT04_ID
CORRECT_EXP_RPT	ADVANCE_UDT05_ID
CORRECT_EXP_RPT	ADVANCE_UDT06_CP_COMPANY_CD
CORRECT_EXP_RPT	ADVANCE_UDT06_ID
CORRECT_EXP_RPT	ADVANCE_UDT07_CP_COMPANY_CD
CORRECT_EXP_RPT	ADVANCE_UDT07_ID
CORRECT_EXP_RPT	ADVANCE_UDT08_ID
CORRECT_EXP_RPT	ADVANCE_UDT09_ID
CORRECT_EXP_RPT	ADVANCE_UDT10_ID
CORRECT_EXP_RPT	ADVANCE_UDT11_ID
CORRECT_EXP_RPT	ADVANCE_UDT12_ID
CORRECT_EXP_RPT	ADVANCE_UDT13_ID
CORRECT_EXP_RPT	ADVANCE_UDT14_ID
CORRECT_EXP_RPT	ADVANCE_UDT15_ID
CORRECT_EXP_RPT	CITY_NAME
CORRECT_EXP_RPT	COUNTRY_NAME
CORRECT_EXP_RPT	COUNTY_NAME
CORRECT_EXP_RPT	CREATED_EXP_RPT_DTT
CORRECT_EXP_RPT	MULTIPLE_LOCATIONS_FL
CORRECT_EXP_RPT	STATE_NAME
CORRECT_EXP_RPT	SUBMITTED_EXP_RPT_DTT
CORRECT_EXP_RPT_ADVANCE	ADVANCE_DT
CORRECT_EXP_RPT_ADVANCE	ADVANCE_REFERENCE_CD
CORRECT_EXP_RPT_EXPENSE	CITY_NAME
CORRECT_EXP_RPT_EXPENSE	COUNTRY_NAME
CORRECT_EXP_RPT_EXPENSE	COUNTY_NAME
CORRECT_EXP_RPT_EXPENSE	STATE_NAME

TABLE	COLUMN
CORRECT_EXP_RPT_LOCATION	CITY_NAME
CORRECT_EXP_RPT_LOCATION	COUNTRY_NAME
CORRECT_EXP_RPT_LOCATION	COUNTY_NAME
CORRECT_EXP_RPT_LOCATION	LOCATION_DESC
CORRECT_EXP_RPT_LOCATION	STATE_NAME
EMPL_LOCATION	CITY_NAME
EMPL_LOCATION	COUNTRY_NAME
EMPL_LOCATION	COUNTY_NAME
EMPL_LOCATION	EMPL_ID
EMPL_LOCATION	LOCATION_DESC
EMPL_LOCATION	LOCATION_TEXT
EMPL_LOCATION	MODIFIED_BY
EMPL_LOCATION	ROWVERSION
EMPL_LOCATION	SEQ_NO
EMPL_LOCATION	STATE_NAME
EMPL_LOCATION	TIME_STAMP
EMPL_PREFERENCE	S_DFLT_SCREEN_CD
EXP_AUTH	ADVANCE_REASON_TEXT
EXP_AUTH	BASE_ADVANCE_AMT
EXP_AUTH	CITY_NAME
EXP_AUTH	COUNTRY_NAME
EXP_AUTH	COUNTY_NAME
EXP_AUTH	CREATED_EXP_AUTH_DTT
EXP_AUTH	MULTIPLE_LOCATIONS_FL
EXP_AUTH	PAY_ADVANCE_AMT
EXP_AUTH	STATE_NAME
EXP_AUTH	SUBMITTED_EXP_AUTH_DTT
EXP_AUTH	S_AUTH_ADV_STATUS_CD
EXP_AUTH_EXPENSE	CITY_NAME
EXP_AUTH_EXPENSE	COUNTRY_NAME
EXP_AUTH_EXPENSE	COUNTY_NAME
EXP_AUTH_EXPENSE	STATE_NAME
EXP_AUTH_LOCATION	CITY_NAME
EXP_AUTH_LOCATION	COUNTRY_NAME
EXP_AUTH_LOCATION	COUNTY_NAME
EXP_AUTH_LOCATION	LOCATION_DESC
EXP_AUTH_LOCATION	STATE_NAME

TABLE	COLUMN
EXP_RPT	ADVANCE_EXPENSE_REF_CD
EXP_RPT	ADVANCE_UDT01_ID
EXP_RPT	ADVANCE_UDT02_ID
EXP_RPT	ADVANCE_UDT03_ID
EXP_RPT	ADVANCE_UDT04_ID
EXP_RPT	ADVANCE_UDT05_ID
EXP_RPT	ADVANCE_UDT06_CP_COMPANY_CD
EXP_RPT	ADVANCE_UDT06_ID
EXP_RPT	ADVANCE_UDT07_CP_COMPANY_CD
EXP_RPT	ADVANCE_UDT07_ID
EXP_RPT	ADVANCE_UDT08_ID
EXP_RPT	ADVANCE_UDT09_ID
EXP_RPT	ADVANCE_UDT10_ID
EXP_RPT	ADVANCE_UDT11_ID
EXP_RPT	ADVANCE_UDT12_ID
EXP_RPT	ADVANCE_UDT13_ID
EXP_RPT	ADVANCE_UDT14_ID
EXP_RPT	ADVANCE_UDT15_ID
EXP_RPT	CITY_NAME
EXP_RPT	COUNTRY_NAME
EXP_RPT	COUNTY_NAME
EXP_RPT	CREATED_EXP_RPT_DTT
EXP_RPT	MULTIPLE_LOCATIONS_FL
EXP_RPT	STATE_NAME
EXP_RPT	SUBMITTED_EXP_RPT_DTT
EXP_RPT_ADVANCE	ADVANCE_DT
EXP_RPT_ADVANCE	ADVANCE_REFERENCE_CD
EXP_RPT_EXPENSE	CITY_NAME
EXP_RPT_EXPENSE	COUNTRY_NAME
EXP_RPT_EXPENSE	COUNTY_NAME
EXP_RPT_EXPENSE	STATE_NAME
EXP_RPT_LOCATION	CITY_NAME
EXP_RPT_LOCATION	COUNTRY_NAME
EXP_RPT_LOCATION	COUNTY_NAME
EXP_RPT_LOCATION	LOCATION_DESC
EXP_RPT_LOCATION	STATE_NAME
EXP_RPT_TYPE	S_EXPORT_CD

TABLE	COLUMN
EXP_RPT_TYPE	TRACK_MULTIPLE_LOCATIONS_FL
EXP_TYPE	RECEIPT_THRESHOLD_AMT
GENERAL_CONFIG	DFLT_S_DFLT_SCREEN_CD
TEMP_EXP_AUTH	ADVANCE_REASON_TEXT
TEMP_EXP_AUTH	BASE_ADVANCE_AMT
TEMP_EXP_AUTH	CITY_NAME
TEMP_EXP_AUTH	COUNTRY_NAME
TEMP_EXP_AUTH	COUNTY_NAME
TEMP_EXP_AUTH	CREATED_EXP_AUTH_DTT
TEMP_EXP_AUTH	MULTIPLE_LOCATIONS_FL
TEMP_EXP_AUTH	PAY_ADVANCE_AMT
TEMP_EXP_AUTH	STATE_NAME
TEMP_EXP_AUTH	SUBMITTED_EXP_AUTH_DTT
TEMP_EXP_AUTH	S_AUTH_ADV_STATUS_CD
TEMP_EXP_AUTH_EXPENSE	CITY_NAME
TEMP_EXP_AUTH_EXPENSE	COUNTRY_NAME
TEMP_EXP_AUTH_EXPENSE	COUNTY_NAME
TEMP_EXP_AUTH_EXPENSE	STATE_NAME
TEMP_EXP_RPT	ADVANCE_EXPENSE_REF_CD
TEMP_EXP_RPT	ADVANCE_UDT01_ID
TEMP_EXP_RPT	ADVANCE_UDT02_ID
TEMP_EXP_RPT	ADVANCE_UDT03_ID
TEMP_EXP_RPT	ADVANCE_UDT04_ID
TEMP_EXP_RPT	ADVANCE_UDT05_ID
TEMP_EXP_RPT	ADVANCE_UDT06_CP_COMPANY_CD
TEMP_EXP_RPT	ADVANCE_UDT06_ID
TEMP_EXP_RPT	ADVANCE_UDT07_CP_COMPANY_CD
TEMP_EXP_RPT	ADVANCE_UDT07_ID
TEMP_EXP_RPT	ADVANCE_UDT08_ID
TEMP_EXP_RPT	ADVANCE_UDT09_ID
TEMP_EXP_RPT	ADVANCE_UDT10_ID
TEMP_EXP_RPT	ADVANCE_UDT11_ID
TEMP_EXP_RPT	ADVANCE_UDT12_ID
TEMP_EXP_RPT	ADVANCE_UDT13_ID
TEMP_EXP_RPT	ADVANCE_UDT14_ID
TEMP_EXP_RPT	ADVANCE_UDT15_ID
TEMP_EXP_RPT	CITY_NAME

TABLE	COLUMN
TEMP_EXP_RPT	COUNTRY_NAME
TEMP_EXP_RPT	COUNTY_NAME
TEMP_EXP_RPT	CREATED_EXP_RPT_DTT
TEMP_EXP_RPT	MULTIPLE_LOCATIONS_FL
TEMP_EXP_RPT	STATE_NAME
TEMP_EXP_RPT	SUBMITTED_EXP_RPT_DTT
TEMP_EXP_RPT_EXPENSE	CITY_NAME
TEMP_EXP_RPT_EXPENSE	COUNTRY_NAME
TEMP_EXP_RPT_EXPENSE	COUNTY_NAME
TEMP_EXP_RPT_EXPENSE	STATE_NAME

New Columns Added

TABLE	COLUMN
ATTACHMENT	ADVANCE_ID
ATTACHMENT	ATTACHMENT_DATA
ATTACHMENT	ATTACHMENT_DESC
ATTACHMENT	ATTACHMENT_FILE_DIRECTORY_NAME
ATTACHMENT	ATTACHMENT_FILE_NAME
ATTACHMENT	ATTACHMENT_ID
ATTACHMENT	ATTACHMENT_TYPE_CD
ATTACHMENT	EA_ALLOCATION_ID
ATTACHMENT	EA_EXPENSE_ID
ATTACHMENT	ER_ALLOCATION_ID
ATTACHMENT	ER_EXPENSE_ID
ATTACHMENT	EXP_AUTH_ID
ATTACHMENT	EXP_RPT_ID
ATTACHMENT	FILE_TYPE_CD
ATTACHMENT	MODIFIED_BY
ATTACHMENT	ROWVERSION
ATTACHMENT	TIME_STAMP
CLASS	NOTES
COMPANY_ACCESS	EXPIRATION_DT
CORRECT_EXP_RPT_ADVANCE	ADVANCE_DTT
CORRECT_EXP_RPT_ADVANCE	ADVANCE_EMPL_ID
CORRECT_EXP_RPT_ADVANCE	ADVANCE_ID
CORRECT_EXP_RPT_CHARGE_WARNING	ALLOCATION_ID

TABLE	COLUMN
CORRECT_EXP_RPT_CHARGE_WARNING	CORRECTION_NO
CORRECT_EXP_RPT_CHARGE_WARNING	EXP_RPT_ID
CORRECT_EXP_RPT_CHARGE_WARNING	MODIFIED_BY
CORRECT_EXP_RPT_CHARGE_WARNING	PARAMETER1_S
CORRECT_EXP_RPT_CHARGE_WARNING	PARAMETER2_S
CORRECT_EXP_RPT_CHARGE_WARNING	PARAMETER3_S
CORRECT_EXP_RPT_CHARGE_WARNING	PARAMETER4_S
CORRECT_EXP_RPT_CHARGE_WARNING	ROWVERSION
CORRECT_EXP_RPT_CHARGE_WARNING	TIME_STAMP
CORRECT_EXP_RPT_CHARGE_WARNING	WARNING_DTT
CORRECT_EXP_RPT_CHARGE_WARNING	WARNING_EMPL_ID
CORRECT_EXP_RPT_CHARGE_WARNING	WARNING_MESSAGE_ID
CORRECT_EXP_RPT_EXPENSE	LOCATION_ID
CORRECT_EXP_RPT_EXPENSE_DAY	ADJUSTMENT_REASON_TEXT
CORRECT_EXP_RPT_EXPENSE_DAY	BASE_ADJUST_OVER_CEILING_AMT
CORRECT_EXP_RPT_EXPENSE_DAY	BASE_ADJUST_UNDER_CEILING_AMT
CORRECT_EXP_RPT_EXPENSE_DAY	BASE_DAILY_ROOM_RATE
CORRECT_EXP_RPT_EXPENSE_DAY	BASE_DAILY_TAX_RATE
CORRECT_EXP_RPT_EXPENSE_DAY	BASE_NON_REIMBURSE_AMT
CORRECT_EXP_RPT_EXPENSE_DAY	BASE_OVER_CEILING_AMT
CORRECT_EXP_RPT_EXPENSE_DAY	BASE_PERSONAL_AMT
CORRECT_EXP_RPT_EXPENSE_DAY	BASE_UNALLOWABLE_AMT
CORRECT_EXP_RPT_EXPENSE_DAY	PAY_ADJUST_OVER_CEILING_AMT
CORRECT_EXP_RPT_EXPENSE_DAY	PAY_ADJUST_UNDER_CEILING_AMT
CORRECT_EXP_RPT_EXPENSE_DAY	PAY_DAILY_ROOM_RATE
CORRECT_EXP_RPT_EXPENSE_DAY	PAY_DAILY_TAX_RATE
CORRECT_EXP_RPT_EXPENSE_DAY	PAY_NON_REIMBURSE_AMT
CORRECT_EXP_RPT_EXPENSE_DAY	PAY_OVER_CEILING_AMT
CORRECT_EXP_RPT_EXPENSE_DAY	PAY_PERSONAL_AMT
CORRECT_EXP_RPT_EXPENSE_DAY	PAY_UNALLOWABLE_AMT
CORRECT_EXP_RPT_EXPENSE_DAY	PERSONAL_FL
CORRECT_EXP_RPT_EXPENSE_DAY	TRANS_ADJUST_OVER_CEILING_AMT
CORRECT_EXP_RPT_EXPENSE_DAY	TRANS_ADJUST_UNDER_CEILING_AMT
CORRECT_EXP_RPT_EXPENSE_DAY	TRANS_DAILY_ROOM_RATE
CORRECT_EXP_RPT_EXPENSE_DAY	TRANS_DAILY_TAX_RATE
CORRECT_EXP_RPT_EXPENSE_DAY	TRANS_NON_REIMBURSE_AMT
CORRECT_EXP_RPT_EXPENSE_DAY	TRANS_OVER_CEILING_AMT

TABLE	COLUMN
CORRECT_EXP_RPT_EXPENSE_DAY	TRANS_PERSONAL_AMT
CORRECT_EXP_RPT_EXPENSE_DAY	TRANS_UNALLOWABLE_AMT
CORRECT_EXP_RPT_EXPENSE_WARN	CORRECTION_NO
CORRECT_EXP_RPT_EXPENSE_WARN	EXPENSE_ID
CORRECT_EXP_RPT_EXPENSE_WARN	EXP_RPT_ID
CORRECT_EXP_RPT_EXPENSE_WARN	MODIFIED_BY
CORRECT_EXP_RPT_EXPENSE_WARN	PARAMETER1_S
CORRECT_EXP_RPT_EXPENSE_WARN	PARAMETER2_S
CORRECT_EXP_RPT_EXPENSE_WARN	PARAMETER3_S
CORRECT_EXP_RPT_EXPENSE_WARN	PARAMETER4_S
CORRECT_EXP_RPT_EXPENSE_WARN	ROWVERSION
CORRECT_EXP_RPT_EXPENSE_WARN	TIME_STAMP
CORRECT_EXP_RPT_EXPENSE_WARN	WARNING_DTT
CORRECT_EXP_RPT_EXPENSE_WARN	WARNING_EMPL_ID
CORRECT_EXP_RPT_EXPENSE_WARN	WARNING_MESSAGE_ID
CORRECT_EXP_RPT_LOCATION	LOCATION_ID
CORRECT_EXP_RPT_WARNING	CORRECTION_NO
CORRECT_EXP_RPT_WARNING	EXP_RPT_ID
CORRECT_EXP_RPT_WARNING	MODIFIED_BY
CORRECT_EXP_RPT_WARNING	PARAMETER1_S
CORRECT_EXP_RPT_WARNING	PARAMETER2_S
CORRECT_EXP_RPT_WARNING	PARAMETER3_S
CORRECT_EXP_RPT_WARNING	PARAMETER4_S
CORRECT_EXP_RPT_WARNING	ROWVERSION
CORRECT_EXP_RPT_WARNING	S_WARNING_TYPE_CD
CORRECT_EXP_RPT_WARNING	TIME_STAMP
CORRECT_EXP_RPT_WARNING	WARNING_DTT
CORRECT_EXP_RPT_WARNING	WARNING_EMPL_ID
CORRECT_EXP_RPT_WARNING	WARNING_MESSAGE_ID
CORRECT_TASK	ADVANCE_ID
CORRECT_TASK	ATTACHMENT_ID
CORRECT_TASK	ATTACHMENT_TYPE_CD
CORRECT_TASK	BACKUP_FUNCTIONAL_ROLE_CD
CORRECT_TASK	CLEAR_TASK_FL
CORRECT_TASK	CORRECTION_NO
CORRECT_TASK	EA_ALLOCATION_ID
CORRECT_TASK	EA_EXPENSE_ID

TABLE	COLUMN
CORRECT_TASK	ER_ALLOCATION_ID
CORRECT_TASK	ER_EXPENSE_ID
CORRECT_TASK	EXP_AUTH_ID
CORRECT_TASK	EXP_RPT_ID
CORRECT_TASK	FUNCTIONAL_ROLE_CD
CORRECT_TASK	HIGH_NOTIFY_FL
CORRECT_TASK	HIGH_TASK_DTT
CORRECT_TASK	LOW_NOTIFY_FL
CORRECT_TASK	MED_NOTIFY_FL
CORRECT_TASK	MED_TASK_DTT
CORRECT_TASK	MODIFIED_BY
CORRECT_TASK	ROWVERSION
CORRECT_TASK	S_DOCUMENT_MISSING_FL
CORRECT_TASK	S_DOCUMENT_STATUS_CD
CORRECT_TASK	S_TASK_CD
CORRECT_TASK	S_TASK_EDIT_CD
CORRECT_TASK	S_TASK_OBJECT_CD
CORRECT_TASK	S_TASK_RULE_CD
CORRECT_TASK	S_TASK_SUB_OBJECT_CD
CORRECT_TASK	S_TASK_TYPE_CD
CORRECT_TASK	TASK_COMPLETE_DTT
CORRECT_TASK	TASK_COMPLETE_FL
CORRECT_TASK	TASK_DUE_DTT
CORRECT_TASK	TASK_EMPL_ID
CORRECT_TASK	TASK_EXPORT_FL
CORRECT_TASK	TASK_ID
CORRECT_TASK	TASK_NOTE_TEXT
CORRECT_TASK	TASK_REJECTED_FL
CORRECT_TASK	TASK_REJECT_TEXT
CORRECT_TASK	TASK_SEQ_NO
CORRECT_TASK	TASK_TEXT
CORRECT_TASK	TIME_STAMP
CORRECT_TASK	USER_DIRECTED_FL
CORRECT_TASK_EMPL	ASSIGNED_FL
CORRECT_TASK_EMPL	BACKUP_FL
CORRECT_TASK_EMPL	CORRECTION_NO
CORRECT_TASK_EMPL	DELEGATED_FL

TABLE	COLUMN
CORRECT_TASK_EMPL	EMPL_ID
CORRECT_TASK_EMPL	FUNCTIONAL_ROLE_CD
CORRECT_TASK_EMPL	HIGH_NOTIFY_NO
CORRECT_TASK_EMPL	LOW_NOTIFY_NO
CORRECT_TASK_EMPL	MED_NOTIFY_NO
CORRECT_TASK_EMPL	MODIFIED_BY
CORRECT_TASK_EMPL	ROWVERSION
CORRECT_TASK_EMPL	TASK_ID
CORRECT_TASK_EMPL	TIME_STAMP
CORRECT_TASK_EMPL	USER_DIRECTED_FL
EMPL_PREFERENCE	S_DFLT_ADMIN_SCREEN_CD
EMPL_PREFERENCE	S_DFLT_EXPENSE_SCREEN_CD
EMPL_PREFERENCE	S_DFLT_SELF_SERVICE_SCREEN_CD
EMPL_PREFERENCE	S_DFLT_TIME_SCREEN_CD
EMPL_PREFERENCE	S_TEXT_ICON_CD
EXPORT_LABOR	MODIFIED_BY
EXPORT_LABOR	S_STATUS_CD
EXPORT_LABOR	TIME_STAMP
EXPORT_LABOR	TS_UDT10_ID
EXPORT_PAYROLL	MODIFIED_BY
EXPORT_PAYROLL	S_STATUS_CD
EXPORT_PAYROLL	TIME_STAMP
EXPORT_PAYROLL	TS_UDT10_ID
EXP_ADVANCE	ADVANCE_DTT
EXP_ADVANCE	ADVANCE_DUE_DTT
EXP_ADVANCE	ADVANCE_EMPL_ID
EXP_ADVANCE	ADVANCE_ID
EXP_ADVANCE	ADVANCE_PAYMENT_S
EXP_ADVANCE	ADVANCE_REASON_TEXT
EXP_ADVANCE	ADVANCE_UDT01_ID
EXP_ADVANCE	ADVANCE_UDT02_ID
EXP_ADVANCE	ADVANCE_UDT03_ID
EXP_ADVANCE	ADVANCE_UDT04_ID
EXP_ADVANCE	ADVANCE_UDT05_ID
EXP_ADVANCE	ADVANCE_UDT06_CP_COMPANY_CD
EXP_ADVANCE	ADVANCE_UDT06_ID
EXP_ADVANCE	ADVANCE_UDT07_CP_COMPANY_CD

TABLE	COLUMN
EXP_ADVANCE	ADVANCE_UDT07_ID
EXP_ADVANCE	ADVANCE_UDT08_ID
EXP_ADVANCE	ADVANCE_UDT09_ID
EXP_ADVANCE	ADVANCE_UDT10_ID
EXP_ADVANCE	ADVANCE_UDT11_ID
EXP_ADVANCE	ADVANCE_UDT12_ID
EXP_ADVANCE	ADVANCE_UDT13_ID
EXP_ADVANCE	ADVANCE_UDT14_ID
EXP_ADVANCE	ADVANCE_UDT15_ID
EXP_ADVANCE	BASE_AMT
EXP_ADVANCE	BASE_CURRENCY_CD
EXP_ADVANCE	DISPLAY_ADVANCE_ID
EXP_ADVANCE	EXP_AUTH_ID
EXP_ADVANCE	MODIFIED_BY
EXP_ADVANCE	PAYMENT_DT
EXP_ADVANCE	PAY_AMT
EXP_ADVANCE	PAY_CURRENCY_CD
EXP_ADVANCE	REVISION_NO
EXP_ADVANCE	ROWVERSION
EXP_ADVANCE	S_ADVANCE_STATUS_CD
EXP_ADVANCE	S_PAYMENT_METHOD_CD
EXP_ADVANCE	TIME_STAMP
EXP_ADVANCE_REVISION	ADVANCE_ID
EXP_ADVANCE_REVISION	EXPLANATION_TEXT
EXP_ADVANCE_REVISION	MODIFIED_BY
EXP_ADVANCE_REVISION	REVISION_DTT
EXP_ADVANCE_REVISION	REVISION_EMPL_ID
EXP_ADVANCE_REVISION	REVISION_NO
EXP_ADVANCE_REVISION	REVISION_TEXT
EXP_ADVANCE_REVISION	ROWVERSION
EXP_ADVANCE_REVISION	TIME_STAMP
EXP_AUTH_CHARGE_WARNING	ALLOCATION_ID
EXP_AUTH_CHARGE_WARNING	EXP_AUTH_ID
EXP_AUTH_CHARGE_WARNING	MODIFIED_BY
EXP_AUTH_CHARGE_WARNING	PARAMETER1_S
EXP_AUTH_CHARGE_WARNING	PARAMETER2_S
EXP_AUTH_CHARGE_WARNING	PARAMETER3_S

TABLE	COLUMN
EXP_AUTH_CHARGE_WARNING	PARAMETER4_S
EXP_AUTH_CHARGE_WARNING	ROWVERSION
EXP_AUTH_CHARGE_WARNING	TIME_STAMP
EXP_AUTH_CHARGE_WARNING	WARNING_DTT
EXP_AUTH_CHARGE_WARNING	WARNING_EMPL_ID
EXP_AUTH_CHARGE_WARNING	WARNING_MESSAGE_ID
EXP_AUTH_EXPENSE	LOCATION_ID
EXP_AUTH_EXPENSE_WARNING	EXPENSE_ID
EXP_AUTH_EXPENSE_WARNING	EXP_AUTH_ID
EXP_AUTH_EXPENSE_WARNING	MODIFIED_BY
EXP_AUTH_EXPENSE_WARNING	PARAMETER1_S
EXP_AUTH_EXPENSE_WARNING	PARAMETER2_S
EXP_AUTH_EXPENSE_WARNING	PARAMETER3_S
EXP_AUTH_EXPENSE_WARNING	PARAMETER4_S
EXP_AUTH_EXPENSE_WARNING	ROWVERSION
EXP_AUTH_EXPENSE_WARNING	TIME_STAMP
EXP_AUTH_EXPENSE_WARNING	WARNING_DTT
EXP_AUTH_EXPENSE_WARNING	WARNING_EMPL_ID
EXP_AUTH_EXPENSE_WARNING	WARNING_MESSAGE_ID
EXP_AUTH_LOCATION	LOCATION_ID
EXP_AUTH_WARNING	EXP_AUTH_ID
EXP_AUTH_WARNING	MODIFIED_BY
EXP_AUTH_WARNING	PARAMETER1_S
EXP_AUTH_WARNING	PARAMETER2_S
EXP_AUTH_WARNING	PARAMETER3_S
EXP_AUTH_WARNING	PARAMETER4_S
EXP_AUTH_WARNING	ROWVERSION
EXP_AUTH_WARNING	S_WARNING_TYPE_CD
EXP_AUTH_WARNING	TIME_STAMP
EXP_AUTH_WARNING	WARNING_DTT
EXP_AUTH_WARNING	WARNING_EMPL_ID
EXP_AUTH_WARNING	WARNING_MESSAGE_ID
EXP_RPT_ADVANCE	ADVANCE_DTT
EXP_RPT_ADVANCE	ADVANCE_EMPL_ID
EXP_RPT_ADVANCE	ADVANCE_ID
EXP_RPT_CHARGE_WARNING	ALLOCATION_ID
EXP_RPT_CHARGE_WARNING	EXP_RPT_ID

TABLE	COLUMN
EXP_RPT_CHARGE_WARNING	MODIFIED_BY
EXP_RPT_CHARGE_WARNING	PARAMETER1_S
EXP_RPT_CHARGE_WARNING	PARAMETER2_S
EXP_RPT_CHARGE_WARNING	PARAMETER3_S
EXP_RPT_CHARGE_WARNING	PARAMETER4_S
EXP_RPT_CHARGE_WARNING	ROWVERSION
EXP_RPT_CHARGE_WARNING	TIME_STAMP
EXP_RPT_CHARGE_WARNING	WARNING_DTT
EXP_RPT_CHARGE_WARNING	WARNING_EMPL_ID
EXP_RPT_CHARGE_WARNING	WARNING_MESSAGE_ID
EXP_RPT_EXPENSE	LOCATION_ID
EXP_RPT_EXPENSE_DAY	ADJUSTMENT_REASON_TEXT
EXP_RPT_EXPENSE_DAY	BASE_ADJUST_OVER_CEILING_AMT
EXP_RPT_EXPENSE_DAY	BASE_ADJUST_UNDER_CEILING_AMT
EXP_RPT_EXPENSE_DAY	BASE_DAILY_ROOM_RATE
EXP_RPT_EXPENSE_DAY	BASE_DAILY_TAX_RATE
EXP_RPT_EXPENSE_DAY	BASE_NON_REIMBURSE_AMT
EXP_RPT_EXPENSE_DAY	BASE_OVER_CEILING_AMT
EXP_RPT_EXPENSE_DAY	BASE_PERSONAL_AMT
EXP_RPT_EXPENSE_DAY	BASE_UNALLOWABLE_AMT
EXP_RPT_EXPENSE_DAY	PAY_ADJUST_OVER_CEILING_AMT
EXP_RPT_EXPENSE_DAY	PAY_ADJUST_UNDER_CEILING_AMT
EXP_RPT_EXPENSE_DAY	PAY_DAILY_ROOM_RATE
EXP_RPT_EXPENSE_DAY	PAY_DAILY_TAX_RATE
EXP_RPT_EXPENSE_DAY	PAY_NON_REIMBURSE_AMT
EXP_RPT_EXPENSE_DAY	PAY_OVER_CEILING_AMT
EXP_RPT_EXPENSE_DAY	PAY_PERSONAL_AMT
EXP_RPT_EXPENSE_DAY	PAY_UNALLOWABLE_AMT
EXP_RPT_EXPENSE_DAY	PERSONAL_FL
EXP_RPT_EXPENSE_DAY	TRANS_ADJUST_OVER_CEILING_AMT
EXP_RPT_EXPENSE_DAY	TRANS_ADJUST_UNDER_CEILING_AMT
EXP_RPT_EXPENSE_DAY	TRANS_DAILY_ROOM_RATE
EXP_RPT_EXPENSE_DAY	TRANS_DAILY_TAX_RATE
EXP_RPT_EXPENSE_DAY	TRANS_NON_REIMBURSE_AMT
EXP_RPT_EXPENSE_DAY	TRANS_OVER_CEILING_AMT
EXP_RPT_EXPENSE_DAY	TRANS_PERSONAL_AMT
EXP_RPT_EXPENSE_DAY	TRANS_UNALLOWABLE_AMT

TABLE	COLUMN
EXP_RPT_EXPENSE_WARNING	EXPENSE_ID
EXP_RPT_EXPENSE_WARNING	EXP_RPT_ID
EXP_RPT_EXPENSE_WARNING	MODIFIED_BY
EXP_RPT_EXPENSE_WARNING	PARAMETER1_S
EXP_RPT_EXPENSE_WARNING	PARAMETER2_S
EXP_RPT_EXPENSE_WARNING	PARAMETER3_S
EXP_RPT_EXPENSE_WARNING	PARAMETER4_S
EXP_RPT_EXPENSE_WARNING	ROWVERSION
EXP_RPT_EXPENSE_WARNING	TIME_STAMP
EXP_RPT_EXPENSE_WARNING	WARNING_DTT
EXP_RPT_EXPENSE_WARNING	WARNING_EMPL_ID
EXP_RPT_EXPENSE_WARNING	WARNING_MESSAGE_ID
EXP_RPT_LOCATION	LOCATION_ID
EXP_RPT_TYPE	LOCATION_FL
EXP_RPT_TYPE_TASK	ATTACHMENT_TYPE_CD
EXP_RPT_TYPE_TASK	BACKUP_FUNCTIONAL_ROLE_CD
EXP_RPT_TYPE_TASK	CLEAR_TASK_FL
EXP_RPT_TYPE_TASK	COMPLETE_TASK_DAYS_NO
EXP_RPT_TYPE_TASK	COMPLETE_TASK_HRS_NO
EXP_RPT_TYPE_TASK	COMPLETE_TASK_MINS_NO
EXP_RPT_TYPE_TASK	END_DTT
EXP_RPT_TYPE_TASK	EXP_RPT_TYPE_CD
EXP_RPT_TYPE_TASK	FUNCTIONAL_ROLE_CD
EXP_RPT_TYPE_TASK	HIGH_NOTIFY_FL
EXP_RPT_TYPE_TASK	HIGH_PRIORITY_DAYS_NO
EXP_RPT_TYPE_TASK	HIGH_PRIORITY_HRS_NO
EXP_RPT_TYPE_TASK	HIGH_PRIORITY_MINS_NO
EXP_RPT_TYPE_TASK	INCLUDE_BACKUP_ROLE_FL
EXP_RPT_TYPE_TASK	LOW_NOTIFY_FL
EXP_RPT_TYPE_TASK	MAX_ADVANCE_AMT
EXP_RPT_TYPE_TASK	MAX_EXPENSE_AMT
EXP_RPT_TYPE_TASK	MAX_OVER_CEILING_AMT
EXP_RPT_TYPE_TASK	MAX_UNALLOWABLE_AMT
EXP_RPT_TYPE_TASK	MED_NOTIFY_FL
EXP_RPT_TYPE_TASK	MED_PRIORITY_DAYS_NO
EXP_RPT_TYPE_TASK	MED_PRIORITY_HRS_NO
EXP_RPT_TYPE_TASK	MED_PRIORITY_MINS_NO

TABLE	COLUMN
EXP_RPT_TYPE_TASK	MIN_ADVANCE_AMT
EXP_RPT_TYPE_TASK	MIN_EXPENSE_AMT
EXP_RPT_TYPE_TASK	MIN_OVER_CEILING_AMT
EXP_RPT_TYPE_TASK	MIN_UNALLOWABLE_AMT
EXP_RPT_TYPE_TASK	MODIFIED_BY
EXP_RPT_TYPE_TASK	ROWVERSION
EXP_RPT_TYPE_TASK	START_DTT
EXP_RPT_TYPE_TASK	S_TASK_EDIT_CD
EXP_RPT_TYPE_TASK	S_TASK_INIT_PRIORITY_CD
EXP_RPT_TYPE_TASK	S_TASK_OBJECT_CD
EXP_RPT_TYPE_TASK	S_TASK_RULE_CD
EXP_RPT_TYPE_TASK	S_TASK_SUB_OBJECT_CD
EXP_RPT_TYPE_TASK	S_TASK_TYPE_CD
EXP_RPT_TYPE_TASK	TASK_EXPORT_FL
EXP_RPT_TYPE_TASK	TASK_SEQ_NO
EXP_RPT_TYPE_TASK	TIME_STAMP
EXP_RPT_TYPE_TASK	USER_DIRECTED_FL
EXP_RPT_WARNING	EXP_RPT_ID
EXP_RPT_WARNING	MODIFIED_BY
EXP_RPT_WARNING	PARAMETER1_S
EXP_RPT_WARNING	PARAMETER2_S
EXP_RPT_WARNING	PARAMETER3_S
EXP_RPT_WARNING	PARAMETER4_S
EXP_RPT_WARNING	ROWVERSION
EXP_RPT_WARNING	S_WARNING_TYPE_CD
EXP_RPT_WARNING	TIME_STAMP
EXP_RPT_WARNING	WARNING_DTT
EXP_RPT_WARNING	WARNING_EMPL_ID
EXP_RPT_WARNING	WARNING_MESSAGE_ID
EXP_TYPE	S_CEILING_CALCULATION_CD
EXP_TYPE	S_CEILING_CALC_METHOD_CD
EXP_TYPE	S_ENTER_ATTENDEES_CD
EXP_TYPE_TASK	ATTACHMENT_TYPE_CD
EXP_TYPE_TASK	END_DTT
EXP_TYPE_TASK	EXP_TYPE_CD
EXP_TYPE_TASK	FUNCTIONAL_ROLE_CD
EXP_TYPE_TASK	MODIFIED_BY

TABLE	COLUMN
EXP_TYPE_TASK	ROWVERSION
EXP_TYPE_TASK	START_DTT
EXP_TYPE_TASK	S_TASK_OBJECT_CD
EXP_TYPE_TASK	S_TASK_SUB_OBJECT_CD
EXP_TYPE_TASK	S_TASK_TYPE_CD
EXP_TYPE_TASK	TASK_THRESHOLD_AMT
EXP_TYPE_TASK	TIME_STAMP
GENERAL_CONFIG	CUSTOM1_FL
GENERAL_CONFIG	FAX_ATTACH_FL
GENERAL_CONFIG_ATTACHMENT	ATTACHMENT_TYPE_CD
GENERAL_CONFIG_ATTACHMENT	COMPANY_ID
GENERAL_CONFIG_ATTACHMENT	END_DTT
GENERAL_CONFIG_ATTACHMENT	MODIFIED_BY
GENERAL_CONFIG_ATTACHMENT	ROWVERSION
GENERAL_CONFIG_ATTACHMENT	START_DTT
GENERAL_CONFIG_ATTACHMENT	S_ATTACH_OBJECT_CD
GENERAL_CONFIG_ATTACHMENT	S_ATTACH_SUB_OBJECT_CD
GENERAL_CONFIG_ATTACHMENT	TIME_STAMP
GENERAL_CONFIG_ATTACHMENT_LBLS	ATTACHMENT_TYPE_CD
GENERAL_CONFIG_ATTACHMENT_LBLS	ATTACHMENT_TYPE_LBL
GENERAL_CONFIG_ATTACHMENT_LBLS	COMPANY_ID
GENERAL_CONFIG_ATTACHMENT_LBLS	COUNTRY_CD
GENERAL_CONFIG_ATTACHMENT_LBLS	LANGUAGE_CD
GENERAL_CONFIG_ATTACHMENT_LBLS	MODIFIED_BY
GENERAL_CONFIG_ATTACHMENT_LBLS	ROWVERSION
GENERAL_CONFIG_ATTACHMENT_LBLS	TIME_STAMP
LOCATION	ACTIVE_FL
LOCATION	CITY_NAME
LOCATION	COUNTRY_NAME
LOCATION	COUNTY_NAME
LOCATION	LOCATION_DESC
LOCATION	LOCATION_EMPL_ID
LOCATION	LOCATION_ID
LOCATION	LOCATION_TEXT
LOCATION	MODIFIED_BY
LOCATION	ROWVERSION
LOCATION	STATE_NAME

TABLE	COLUMN
LOCATION	TIME_STAMP
MENU	ACTIVITY_MENU_CD
MENU	MENU_CD
MENU	MENU_LABEL_CD
MENU	MENU_ORDER_NO
MENU	MODIFIED_BY
MENU	PARENT_MENU_CD
MENU	ROWVERSION
MENU	SCREEN_CD
MENU	TIME_STAMP
MENU	TOP_MENU_CD
TASK	ADVANCE_ID
TASK	ATTACHMENT_ID
TASK	ATTACHMENT_TYPE_CD
TASK	BACKUP_FUNCTIONAL_ROLE_CD
TASK	CLEAR_TASK_FL
TASK	EA_ALLOCATION_ID
TASK	EA_EXPENSE_ID
TASK	ER_ALLOCATION_ID
TASK	ER_EXPENSE_ID
TASK	EXP_AUTH_ID
TASK	EXP_RPT_ID
TASK	FUNCTIONAL_ROLE_CD
TASK	HIGH_NOTIFY_FL
TASK	HIGH_TASK_DTT
TASK	LOW_NOTIFY_FL
TASK	MED_NOTIFY_FL
TASK	MED_TASK_DTT
TASK	MODIFIED_BY
TASK	ROWVERSION
TASK	S_DOCUMENT_MISSING_FL
TASK	S_DOCUMENT_STATUS_CD
TASK	S_TASK_EDIT_CD
TASK	S_TASK_OBJECT_CD
TASK	S_TASK_RULE_CD
TASK	S_TASK_SUB_OBJECT_CD
TASK	S_TASK_TYPE_CD

TABLE	COLUMN
TASK	TASK_COMPLETE_DTT
TASK	TASK_COMPLETE_FL
TASK	TASK_DUE_DTT
TASK	TASK_EMPL_ID
TASK	TASK_EXPORT_FL
TASK	TASK_ID
TASK	TASK_NOTE_TEXT
TASK	TASK_REJECTED_FL
TASK	TASK_REJECT_TEXT
TASK	TASK_SEQ_NO
TASK	TASK_TEXT
TASK	TIME_STAMP
TASK	USER_DIRECTED_FL
TASK_EMPL	ASSIGNED_FL
TASK_EMPL	BACKUP_FL
TASK_EMPL	DELEGATED_FL
TASK_EMPL	EMPL_ID
TASK_EMPL	FUNCTIONAL_ROLE_CD
TASK_EMPL	HIGH_NOTIFY_NO
TASK_EMPL	LOW_NOTIFY_NO
TASK_EMPL	MED_NOTIFY_NO
TASK_EMPL	MODIFIED_BY
TASK_EMPL	ROWVERSION
TASK_EMPL	TASK_ID
TASK_EMPL	TIME_STAMP
TASK_EMPL	USER_DIRECTED_FL
TEMP_EXP_ADVANCE	ADVANCE_DTT
TEMP_EXP_ADVANCE	ADVANCE_DUE_DTT
TEMP_EXP_ADVANCE	ADVANCE_EMPL_ID
TEMP_EXP_ADVANCE	ADVANCE_ID
TEMP_EXP_ADVANCE	ADVANCE_PAYMENT_S
TEMP_EXP_ADVANCE	ADVANCE_REASON_TEXT
TEMP_EXP_ADVANCE	ADVANCE_UDT01_ID
TEMP_EXP_ADVANCE	ADVANCE_UDT02_ID
TEMP_EXP_ADVANCE	ADVANCE_UDT03_ID
TEMP_EXP_ADVANCE	ADVANCE_UDT04_ID
TEMP_EXP_ADVANCE	ADVANCE_UDT05_ID

TABLE	COLUMN
TEMP_EXP_ADVANCE	ADVANCE_UDT06_CP_COMPANY_CD
TEMP_EXP_ADVANCE	ADVANCE_UDT06_ID
TEMP_EXP_ADVANCE	ADVANCE_UDT07_CP_COMPANY_CD
TEMP_EXP_ADVANCE	ADVANCE_UDT07_ID
TEMP_EXP_ADVANCE	ADVANCE_UDT08_ID
TEMP_EXP_ADVANCE	ADVANCE_UDT09_ID
TEMP_EXP_ADVANCE	ADVANCE_UDT10_ID
TEMP_EXP_ADVANCE	ADVANCE_UDT11_ID
TEMP_EXP_ADVANCE	ADVANCE_UDT12_ID
TEMP_EXP_ADVANCE	ADVANCE_UDT13_ID
TEMP_EXP_ADVANCE	ADVANCE_UDT14_ID
TEMP_EXP_ADVANCE	ADVANCE_UDT15_ID
TEMP_EXP_ADVANCE	BASE_AMT
TEMP_EXP_ADVANCE	BASE_CURRENCY_CD
TEMP_EXP_ADVANCE	DISPLAY_ADVANCE_ID
TEMP_EXP_ADVANCE	EXP_AUTH_ID
TEMP_EXP_ADVANCE	MODIFIED_BY
TEMP_EXP_ADVANCE	PAYMENT_DT
TEMP_EXP_ADVANCE	PAY_AMT
TEMP_EXP_ADVANCE	PAY_CURRENCY_CD
TEMP_EXP_ADVANCE	REVISION_NO
TEMP_EXP_ADVANCE	ROWVERSION
TEMP_EXP_ADVANCE	S_ADVANCE_STATUS_CD
TEMP_EXP_ADVANCE	S_PAYMENT_METHOD_CD
TEMP_EXP_ADVANCE	TIME_STAMP
TEMP_EXP_ADVANCE_REVISION	ADVANCE_ID
TEMP_EXP_ADVANCE_REVISION	EXPLANATION_TEXT
TEMP_EXP_ADVANCE_REVISION	MODIFIED_BY
TEMP_EXP_ADVANCE_REVISION	REVISION_DTT
TEMP_EXP_ADVANCE_REVISION	REVISION_EMPL_ID
TEMP_EXP_ADVANCE_REVISION	REVISION_NO
TEMP_EXP_ADVANCE_REVISION	REVISION_TEXT
TEMP_EXP_ADVANCE_REVISION	ROWVERSION
TEMP_EXP_ADVANCE_REVISION	TIME_STAMP
TEMP_EXP_AUTH_EXPENSE	LOCATION_ID
TEMP_EXP_AUTH_LOCATION	DISPLAY_LOCATION_NO
TEMP_EXP_AUTH_LOCATION	END_DT

TABLE	COLUMN
TEMP_EXP_AUTH_LOCATION	EXP_AUTH_ID
TEMP_EXP_AUTH_LOCATION	LOCATION_ID
TEMP_EXP_AUTH_LOCATION	LOCATION_NO
TEMP_EXP_AUTH_LOCATION	LOCATION_TEXT
TEMP_EXP_AUTH_LOCATION	MODIFIED_BY
TEMP_EXP_AUTH_LOCATION	ROWVERSION
TEMP_EXP_AUTH_LOCATION	START_DT
TEMP_EXP_AUTH_LOCATION	TIME_STAMP
TEMP_EXP_RPT_ADVANCE	ADVANCE_DTT
TEMP_EXP_RPT_ADVANCE	ADVANCE_EMPL_ID
TEMP_EXP_RPT_ADVANCE	ADVANCE_ID
TEMP_EXP_RPT_ADVANCE	BASE_ADVANCE_AMT
TEMP_EXP_RPT_ADVANCE	EXP_RPT_ID
TEMP_EXP_RPT_ADVANCE	MODIFIED_BY
TEMP_EXP_RPT_ADVANCE	PAY_ADVANCE_AMT
TEMP_EXP_RPT_ADVANCE	ROWVERSION
TEMP_EXP_RPT_ADVANCE	TIME_STAMP
TEMP_EXP_RPT_EXPENSE	LOCATION_ID
TEMP_EXP_RPT_EXPENSE_DAY	ADJUSTMENT_REASON_TEXT
TEMP_EXP_RPT_EXPENSE_DAY	BASE_ADJUST_OVER_CEILING_AMT
TEMP_EXP_RPT_EXPENSE_DAY	BASE_ADJUST_UNDER_CEILING_AMT
TEMP_EXP_RPT_EXPENSE_DAY	BASE_DAILY_ROOM_RATE
TEMP_EXP_RPT_EXPENSE_DAY	BASE_DAILY_TAX_RATE
TEMP_EXP_RPT_EXPENSE_DAY	BASE_NON_REIMBURSE_AMT
TEMP_EXP_RPT_EXPENSE_DAY	BASE_OVER_CEILING_AMT
TEMP_EXP_RPT_EXPENSE_DAY	BASE_PERSONAL_AMT
TEMP_EXP_RPT_EXPENSE_DAY	BASE_UNALLOWABLE_AMT
TEMP_EXP_RPT_EXPENSE_DAY	PAY_ADJUST_OVER_CEILING_AMT
TEMP_EXP_RPT_EXPENSE_DAY	PAY_ADJUST_UNDER_CEILING_AMT
TEMP_EXP_RPT_EXPENSE_DAY	PAY_DAILY_ROOM_RATE
TEMP_EXP_RPT_EXPENSE_DAY	PAY_DAILY_TAX_RATE
TEMP_EXP_RPT_EXPENSE_DAY	PAY_NON_REIMBURSE_AMT
TEMP_EXP_RPT_EXPENSE_DAY	PAY_OVER_CEILING_AMT
TEMP_EXP_RPT_EXPENSE_DAY	PAY_PERSONAL_AMT
TEMP_EXP_RPT_EXPENSE_DAY	PAY_UNALLOWABLE_AMT
TEMP_EXP_RPT_EXPENSE_DAY	PERSONAL_FL
TEMP_EXP_RPT_EXPENSE_DAY	TRANS_ADJUST_OVER_CEILING_AMT

TABLE	COLUMN
TEMP_EXP_RPT_EXPENSE_DAY	TRANS_ADJUST_UNDER_CEILING_AMT
TEMP_EXP_RPT_EXPENSE_DAY	TRANS_DAILY_ROOM_RATE
TEMP_EXP_RPT_EXPENSE_DAY	TRANS_DAILY_TAX_RATE
TEMP_EXP_RPT_EXPENSE_DAY	TRANS_NON_REIMBURSE_AMT
TEMP_EXP_RPT_EXPENSE_DAY	TRANS_OVER_CEILING_AMT
TEMP_EXP_RPT_EXPENSE_DAY	TRANS_PERSONAL_AMT
TEMP_EXP_RPT_EXPENSE_DAY	TRANS_UNALLOWABLE_AMT
TEMP_EXP_RPT_LOCATION	DISPLAY_LOCATION_NO
TEMP_EXP_RPT_LOCATION	END_DT
TEMP_EXP_RPT_LOCATION	EXP_RPT_ID
TEMP_EXP_RPT_LOCATION	LOCATION_ID
TEMP_EXP_RPT_LOCATION	LOCATION_NO
TEMP_EXP_RPT_LOCATION	LOCATION_TEXT
TEMP_EXP_RPT_LOCATION	MODIFIED_BY
TEMP_EXP_RPT_LOCATION	ROWVERSION
TEMP_EXP_RPT_LOCATION	START_DT
TEMP_EXP_RPT_LOCATION	TIME_STAMP
TEMP_TASK	ADVANCE_ID
TEMP_TASK	ATTACHMENT_ID
TEMP_TASK	ATTACHMENT_TYPE_CD
TEMP_TASK	BACKUP_FUNCTIONAL_ROLE_CD
TEMP_TASK	CLEAR_TASK_FL
TEMP_TASK	EA_ALLOCATION_ID
TEMP_TASK	EA_EXPENSE_ID
TEMP_TASK	ER_ALLOCATION_ID
TEMP_TASK	ER_EXPENSE_ID
TEMP_TASK	EXP_AUTH_ID
TEMP_TASK	EXP_RPT_ID
TEMP_TASK	FUNCTIONAL_ROLE_CD
TEMP_TASK	HIGH_NOTIFY_FL
TEMP_TASK	HIGH_TASK_DTT
TEMP_TASK	LOW_NOTIFY_FL
TEMP_TASK	MED_NOTIFY_FL
TEMP_TASK	MED_TASK_DTT
TEMP_TASK	MODIFIED_BY
TEMP_TASK	ROWVERSION
TEMP_TASK	S_TASK_CD

TABLE	COLUMN
TEMP_TASK	S_TASK_EDIT_CD
TEMP_TASK	S_TASK_OBJECT_CD
TEMP_TASK	S_TASK_RULE_CD
TEMP_TASK	S_TASK_SUB_OBJECT_CD
TEMP_TASK	S_TASK_TYPE_CD
TEMP_TASK	TASK_COMPLETE_DTT
TEMP_TASK	TASK_COMPLETE_FL
TEMP_TASK	TASK_DUE_DTT
TEMP_TASK	TASK_EMPL_ID
TEMP_TASK	TASK_EXPORT_FL
TEMP_TASK	TASK_ID
TEMP_TASK	TASK_REJECTED_FL
TEMP_TASK	TASK_REJECT_TEXT
TEMP_TASK	TASK_SEQ_NO
TEMP_TASK	TASK_TEXT
TEMP_TASK	TIME_STAMP
TEMP_TASK_EMPL	ASSIGNED_FL
TEMP_TASK_EMPL	BACKUP_FL
TEMP_TASK_EMPL	DELEGATED_FL
TEMP_TASK_EMPL	EMPL_ID
TEMP_TASK_EMPL	FUNCTIONAL_ROLE_CD
TEMP_TASK_EMPL	HIGH_NOTIFY_NO
TEMP_TASK_EMPL	LOW_NOTIFY_NO
TEMP_TASK_EMPL	MED_NOTIFY_NO
TEMP_TASK_EMPL	MODIFIED_BY
TEMP_TASK_EMPL	ROWVERSION
TEMP_TASK_EMPL	TASK_ID
TEMP_TASK_EMPL	TIME_STAMP
TEMP_TASK_EMPL	USER_DIRECTED_FL
TIME_CONFIG	CP_SALARY_PRORATION_FL
TIME_CONFIG	LD_RECAST_CUSTOM_FL
TIME_CONFIG	PR_RECAST_CUSTOM_FL

Foreign Keys Dropped

TABLE	FK NAME
CORRECT_EXP_RPT_ADVANCE	F00422

TABLE	FK NAME
CORRECT_EXP_RPT_ADVANCE	F00422
CORRECT_EXP_RPT_LOCATION	F00430
CORRECT_EXP_RPT_LOCATION	F00430
EMPL_LOCATION	F00397
EXP_AUTH_EXPENSE	F00401
EXP_AUTH_EXPENSE	F00401
EXP_AUTH_LOCATION	F00398
EXP_RPT_ADVANCE	F00211
EXP_RPT_EXPENSE	F00400
EXP_RPT_EXPENSE	F00400
EXP_RPT_LOCATION	F00399

Foreign Keys Added

CHILD TABLE	FK NAME	PARENT TABLE
ATTACHMENT	F00454	GENERAL_CONFIG_ATTACHMENT
CORRECT_EXP_RPT_CHARGE_WARNING	F00540	CORRECT_EXP_RPT_CHARGE_ALLOC
CORRECT_EXP_RPT_CHARGE_WARNING	F00541	EMPL
CORRECT_EXP_RPT_EXPENSE	F00544	CORRECT_EXP_RPT_LOCATION
CORRECT_EXP_RPT_EXPENSE_WARN	F00538	CORRECT_EXP_RPT_EXPENSE
CORRECT_EXP_RPT_EXPENSE_WARN	F00539	EMPL
CORRECT_EXP_RPT_LOCATION	F00449	CORRECT_EXP_RPT
CORRECT_EXP_RPT_LOCATION	F00450	LOCATION
CORRECT_EXP_RPT_WARNING	F00536	CORRECT_EXP_RPT
CORRECT_EXP_RPT_WARNING	F00537	EMPL
CORRECT_TASK	F00483	FUNCTIONAL_ROLE
CORRECT_TASK	F00484	FUNCTIONAL_ROLE
CORRECT_TASK	F00485	GENERAL_CONFIG_ATTACHMENT
CORRECT_TASK	F00486	EMPL
CORRECT_TASK	F00514	EXP_ADVANCE
CORRECT_TASK	F00515	EXP_AUTH
CORRECT_TASK	F00516	EXP_RPT
CORRECT_TASK	F00517	EXP_AUTH_EXPENSE
CORRECT_TASK	F00518	EXP_RPT_EXPENSE
CORRECT_TASK	F00519	EXP_AUTH_EXPENSE_CHARGE
CORRECT_TASK	F00521	EXP_AUTH_CHARGE_ALLOCATIONS

CHILD TABLE	FK NAME	PARENT TABLE
CORRECT_TASK	F00522	EXP_RPT_CHARGE_ALLOCATIONS
CORRECT_TASK_EMPL	F00491	TASK
CORRECT_TASK_EMPL	F00492	EMPL
CORRECT_TASK_EMPL	F00493	FUNCTIONAL_ROLE
EXP_ADVANCE	F00500	EMPL
EXP_ADVANCE	F00501	EXP_AUTH
EXP_ADVANCE	F00502	CURRENCY
EXP_ADVANCE	F00503	CURRENCY
EXP_ADVANCE_REVISION	F00504	EXP_ADVANCE
EXP_ADVANCE_REVISION	F00505	EMPL
EXP_AUTH_CHARGE_WARNING	F00528	EXP_AUTH_CHARGE_ALLOCATIONS
EXP_AUTH_CHARGE_WARNING	F00529	EMPL
EXP_AUTH_EXPENSE	F00443	LOCATION
EXP_AUTH_EXPENSE	F00543	EXP_AUTH_LOCATION
EXP_AUTH_EXPENSE_WARNING	F00526	EXP_AUTH_EXPENSE
EXP_AUTH_EXPENSE_WARNING	F00527	EMPL
EXP_AUTH_LOCATION	F00445	EXP_AUTH
EXP_AUTH_LOCATION	F00446	LOCATION
EXP_AUTH_WARNING	F00524	EXP_AUTH
EXP_AUTH_WARNING	F00525	EMPL
EXP_RPT_CHARGE_WARNING	F00534	EXP_RPT_CHARGE_ALLOCATIONS
EXP_RPT_CHARGE_WARNING	F00535	EMPL
EXP_RPT_EXPENSE	F00444	LOCATION
EXP_RPT_EXPENSE	F00542	EXP_RPT_LOCATION
EXP_RPT_EXPENSE_WARNING	F00532	EXP_RPT_EXPENSE
EXP_RPT_EXPENSE_WARNING	F00533	EMPL
EXP_RPT_LOCATION	F00447	EXP_RPT
EXP_RPT_LOCATION	F00448	LOCATION
EXP_RPT_TYPE_TASK	F00458	EXP_RPT_TYPE
EXP_RPT_TYPE_TASK	F00459	FUNCTIONAL_ROLE
EXP_RPT_TYPE_TASK	F00460	GENERAL_CONFIG_ATTACHMENT
EXP_RPT_TYPE_TASK	F00461	FUNCTIONAL_ROLE
EXP_RPT_WARNING	F00530	EXP_RPT
EXP_RPT_WARNING	F00531	EMPL
EXP_TYPE_TASK	F00455	EXP_TYPE
EXP_TYPE_TASK	F00456	FUNCTIONAL_ROLE
EXP_TYPE_TASK	F00457	GENERAL_CONFIG_ATTACHMENT

CHILD TABLE	FK NAME	PARENT TABLE
GENERAL_CONFIG_ATTACHMENT	F00451	COMPANY
GENERAL_CONFIG_ATTACHMENT_LBLS	F00452	COMPANY
GENERAL_CONFIG_ATTACHMENT_LBLS	F00453	GENERAL_CONFIG_ATTACHMENT
LOCATION	F00442	EMPL
MENU	F00441	SCREENS
TASK	F00470	ATTACHMENT
TASK	F00471	FUNCTIONAL_ROLE
TASK	F00472	FUNCTIONAL_ROLE
TASK	F00473	GENERAL_CONFIG_ATTACHMENT
TASK	F00474	EMPL
TASK	F00506	EXP_AUTH
TASK	F00507	EXP_RPT
TASK	F00508	EXP_AUTH_EXPENSE
TASK	F00509	EXP_RPT_EXPENSE
TASK	F00510	EXP_AUTH_EXPENSE_CHARGE
TASK	F00512	EXP_AUTH_CHARGE_ALLOCATIONS
TASK	F00513	EXP_RPT_CHARGE_ALLOCATIONS
TASK	F00523	EXP_ADVANCE
TASK_EMPL	F00488	TASK
TASK_EMPL	F00489	EMPL
TASK_EMPL	F00490	FUNCTIONAL_ROLE

Tables with Modified Primary Keys

TABLE
ATTACHMENT
CORRECT_EXP_RPT_ADVANCE
CORRECT_EXP_RPT_CHARGE_WARNING
CORRECT_EXP_RPT_EXPENSE_WARN
CORRECT_EXP_RPT_WARNING
CORRECT_TASK
CORRECT_TASK_EMPL
EMPL_LOCATION
EXP_ADVANCE
EXP_ADVANCE_REVISION
EXP_AUTH_CHARGE_WARNING
EXP_AUTH_EXPENSE_WARNING

TABLE
EXP_AUTH_WARNING
EXP_RPT_ADVANCE
EXP_RPT_CHARGE_WARNING
EXP_RPT_EXPENSE_WARNING
EXP_RPT_TYPE_TASK
EXP_RPT_WARNING
EXP_TYPE_TASK
GENERAL_CONFIG_ATTACHMENT
GENERAL_CONFIG_ATTACHMENT_LBLS
LOCATION
MENU
TASK
TASK_EMPL

Indexes Dropped

INDEX NAME	TABLE	COLUMN	COLUMN SEQUENCE
PI_0181	EXP_RPT_ADVANCE	EXP_RPT_ID	1
PI_0181	EXP_RPT_ADVANCE	ADVANCE_DT	2
PI_0181	EXP_RPT_ADVANCE	ADVANCE_REFERENCE_CD	3
PI_0267	EMPL_LOCATION	EMPL_ID	1
PI_0267	EMPL_LOCATION	SEQ_NO	2
PI_0268	EXP_AUTH_LOCATION	EXP_AUTH_ID	1
PI_0268	EXP_AUTH_LOCATION	LOCATION_NO	2
PI_0286	CORRECT_EXP_RPT_ADVANCE	EXP_RPT_ID	1
PI_0286	CORRECT_EXP_RPT_ADVANCE	CORRECTION_NO	2
PI_0286	CORRECT_EXP_RPT_ADVANCE	ADVANCE_DT	3
PI_0286	CORRECT_EXP_RPT_ADVANCE	ADVANCE_REFERENCE_CD	4
RI_F00211	EXP_RPT_ADVANCE	EXP_RPT_ID	1
RI_F00397	EMPL_LOCATION	EMPL_ID	1
RI_F00398	EXP_AUTH_LOCATION	EXP_AUTH_ID	1
RI_F00399	EXP_RPT_LOCATION	EXP_RPT_ID	1
RI_F00400	EXP_RPT_EXPENSE	EXP_RPT_ID	1
RI_F00400	EXP_RPT_EXPENSE	LOCATION_NO	2
RI_F00401	EXP_AUTH_EXPENSE	EXP_AUTH_ID	1
RI_F00401	EXP_AUTH_EXPENSE	LOCATION_NO	2
RI_F00422	CORRECT_EXP_RPT_ADVANCE	EXP_RPT_ID	1

INDEX NAME	TABLE	COLUMN	COLUMN SEQUENCE
RI_F00422	CORRECT_EXP_RPT_ADVANCE	CORRECTION_NO	2
RI_F00430	CORRECT_EXP_RPT_LOCATION	EXP_RPT_ID	1
RI_F00430	CORRECT_EXP_RPT_LOCATION	CORRECTION_NO	2
SI_0072	EMPL_LOCATION	EMPL_ID	1
SI_0072	EMPL_LOCATION	LOCATION_DESC	2

Indexes Added

INDEX NAME	TABLE	COLUMN	Column Sequence
PI_0300	MENU	MENU_CD	1
PI_0301	LOCATION	LOCATION_ID	1
PI_0302	EXP_AUTH_LOCATION	LOCATION_NO	2
PI_0302	EXP_AUTH_LOCATION	EXP_AUTH_ID	1
PI_O234	GENERAL_CONFIG_ATTACHMENT	COMPANY_ID	1
PI_O234	GENERAL_CONFIG_ATTACHMENT	ATTACHMENT_TYPE_CD	2
PI_O235	GENERAL_CONFIG_ATTACHMENT_L BLS	LANGUAGE_CD	4
PI_O235	GENERAL_CONFIG_ATTACHMENT_L BLS	ATTACHMENT_TYPE_CD	2
PI_O235	GENERAL_CONFIG_ATTACHMENT_L BLS	COUNTRY_CD	3
PI_O235	GENERAL_CONFIG_ATTACHMENT_L BLS	COMPANY_ID	1
PI_O236	ATTACHMENT	ATTACHMENT_ID	1
PI_O237	EXP_TYPE_TASK	S_TASK_SUB_OBJECT_CD	4
PI_O237	EXP_TYPE_TASK	S_TASK_OBJECT_CD	3
PI_O237	EXP_TYPE_TASK	FUNCTIONAL_ROLE_CD	2
PI_O237	EXP_TYPE_TASK	EXP_TYPE_CD	1
PI_O237	EXP_TYPE_TASK	S_TASK_TYPE_CD	5
PI_O237	EXP_TYPE_TASK	ATTACHMENT_TYPE_CD	6
PI_O238	EXP_RPT_TYPE_TASK	ATTACHMENT_TYPE_CD	6
PI_O238	EXP_RPT_TYPE_TASK	S_TASK_TYPE_CD	5
PI_O238	EXP_RPT_TYPE_TASK	S_TASK_SUB_OBJECT_CD	4
PI_O238	EXP_RPT_TYPE_TASK	S_TASK_OBJECT_CD	3
PI_O238	EXP_RPT_TYPE_TASK	EXP_RPT_TYPE_CD	1
PI_O238	EXP_RPT_TYPE_TASK	FUNCTIONAL_ROLE_CD	2
PI_O239	TASK	TASK_ID	1

INDEX NAME	TABLE	COLUMN	Column Sequence
PI_O240	CORRECT_TASK	TASK_ID	1
PI_O240	CORRECT_TASK	CORRECTION_NO	2
PI_O241	TASK_EMPL	EMPL_ID	2
PI_O241	TASK_EMPL	TASK_ID	1
PI_O241	TASK_EMPL	FUNCTIONAL_ROLE_CD	3
PI_O242	CORRECT_TASK_EMPL	CORRECTION_NO	2
PI_O242	CORRECT_TASK_EMPL	FUNCTIONAL_ROLE_CD	4
PI_O242	CORRECT_TASK_EMPL	TASK_ID	1
PI_O242	CORRECT_TASK_EMPL	EMPL_ID	3
PI_O247	EXP_ADVANCE	ADVANCE_ID	1
PI_O248	EXP_ADVANCE_REVISION	ADVANCE_ID	1
PI_O248	EXP_ADVANCE_REVISION	REVISION_NO	2
PI_O249	EXP_AUTH_WARNING	EXP_AUTH_ID	1
PI_O249	EXP_AUTH_WARNING	WARNING_MESSAGE_ID	2
PI_O250	EXP_AUTH_EXPENSE_WARNING	WARNING_MESSAGE_ID	3
PI_O250	EXP_AUTH_EXPENSE_WARNING	EXP_AUTH_ID	1
PI_O250	EXP_AUTH_EXPENSE_WARNING	EXPENSE_ID	2
PI_O251	EXP_AUTH_CHARGE_WARNING	EXP_AUTH_ID	1
PI_O251	EXP_AUTH_CHARGE_WARNING	ALLOCATION_ID	2
PI_O251	EXP_AUTH_CHARGE_WARNING	WARNING_MESSAGE_ID	3
PI_O252	EXP_RPT_WARNING	EXP_RPT_ID	1
PI_O252	EXP_RPT_WARNING	WARNING_MESSAGE_ID	2
PI_O253	EXP_RPT_EXPENSE_WARNING	WARNING_MESSAGE_ID	3
PI_O253	EXP_RPT_EXPENSE_WARNING	EXP_RPT_ID	1
PI_O253	EXP_RPT_EXPENSE_WARNING	EXPENSE_ID	2
PI_O254	EXP_RPT_CHARGE_WARNING	EXP_RPT_ID	1
PI_O254	EXP_RPT_CHARGE_WARNING	ALLOCATION_ID	2
PI_O254	EXP_RPT_CHARGE_WARNING	WARNING_MESSAGE_ID	3
PI_O255	CORRECT_EXP_RPT_WARNING	WARNING_MESSAGE_ID	3
PI_O255	CORRECT_EXP_RPT_WARNING	CORRECTION_NO	2
PI_O255	CORRECT_EXP_RPT_WARNING	EXP_RPT_ID	1
PI_O256	CORRECT_EXP_RPT_EXPENSE_WA RN	EXP_RPT_ID	1
PI_O256	CORRECT_EXP_RPT_EXPENSE_WA RN	EXPENSE_ID	2
PI_O256	CORRECT_EXP_RPT_EXPENSE_WA RN	CORRECTION_NO	3

INDEX NAME	TABLE	COLUMN	Column Sequence
PI_O256	CORRECT_EXP_RPT_EXPENSE_WARN	WARNING_MESSAGE_ID	4
PI_O257	CORRECT_EXP_RPT_CHARGE_WARNING	EXP_RPT_ID	1
PI_O257	CORRECT_EXP_RPT_CHARGE_WARNING	ALLOCATION_ID	2
PI_O257	CORRECT_EXP_RPT_CHARGE_WARNING	CORRECTION_NO	3
PI_O257	CORRECT_EXP_RPT_CHARGE_WARNING	WARNING_MESSAGE_ID	4
SI_0095	GENERAL_CONFIG_ATTACHMENT	COMPANY_ID	1
SI_0096	GENERAL_CONFIG_ATTACHMENT_LBLS	COMPANY_ID	1
SI_0097	GENERAL_CONFIG_ATTACHMENT_LBLS	ATTACHMENT_TYPE_CD	1
SI_0098	ATTACHMENT	ATTACHMENT_TYPE_CD	1
SI_0099	EXP_TYPE_TASK	EXP_TYPE_CD	1
SI_0101	EXP_TYPE_TASK	FUNCTIONAL_ROLE_CD	1
SI_0102	EXP_TYPE_TASK	ATTACHMENT_TYPE_CD	1
SI_0103	EXP_RPT_TYPE_TASK	EXP_RPT_TYPE_CD	1
SI_0104	EXP_RPT_TYPE_TASK	FUNCTIONAL_ROLE_CD	1
SI_0105	EXP_RPT_TYPE_TASK	ATTACHMENT_TYPE_CD	1
SI_0106	EXP_RPT_TYPE_TASK	BACKUP_FUNCTIONAL_ROLE_CD	1
SI_0107	TASK	ATTACHMENT_ID	1
SI_0108	TASK	FUNCTIONAL_ROLE_CD	1
SI_0109	TASK	BACKUP_FUNCTIONAL_ROLE_CD	1
SI_0110	TASK	ATTACHMENT_TYPE_CD	1
SI_0111	TASK	TASK_EMPL_ID	1
SI_0112	CORRECT_TASK	FUNCTIONAL_ROLE_CD	1
SI_0113	CORRECT_TASK	BACKUP_FUNCTIONAL_ROLE_CD	1
SI_0114	CORRECT_TASK	ATTACHMENT_TYPE_CD	1
SI_0115	CORRECT_TASK	TASK_EMPL_ID	1
SI_0116	TASK_EMPL	TASK_ID	1
SI_0117	TASK_EMPL	EMPL_ID	1
SI_0118	TASK_EMPL	FUNCTIONAL_ROLE_CD	1
SI_0119	CORRECT_TASK_EMPL	TASK_ID	1
SI_0120	CORRECT_TASK_EMPL	EMPL_ID	1

INDEX NAME	TABLE	COLUMN	Column Sequence
SI_0121	CORRECT_TASK_EMPL	FUNCTIONAL_ROLE_CD	1
SI_0128	EXP_RPT_EXPENSE_CHARGE	EXP_RPT_ID	1
SI_0128	EXP_RPT_EXPENSE_CHARGE	ALLOCATION_ID	3
SI_0128	EXP_RPT_EXPENSE_CHARGE	EXPENSE_ID	2
SI_0129	EXP_RPT_LOCATION	LOCATION_ID	2
SI_0129	EXP_RPT_LOCATION	EXP_RPT_ID	1
SI_0130	EXP_AUTH_LOCATION	EXP_AUTH_ID	1
SI_0130	EXP_AUTH_LOCATION	LOCATION_ID	2
SI_0131	CORRECT_EXP_RPT_LOCATION	EXP_RPT_ID	1
SI_0131	CORRECT_EXP_RPT_LOCATION	CORRECTION_NO	2
SI_0131	CORRECT_EXP_RPT_LOCATION	LOCATION_ID	3
UI_0001	GENERAL_CONFIG_ATTACHMENT	ATTACHMENT_TYPE_CD	1

Appendix A: Changes to the Information Architecture and User Interface

Overview

With version 9.0, we updated the Deltek Time & Expense with ESS information architecture and user interface.

Information Architecture

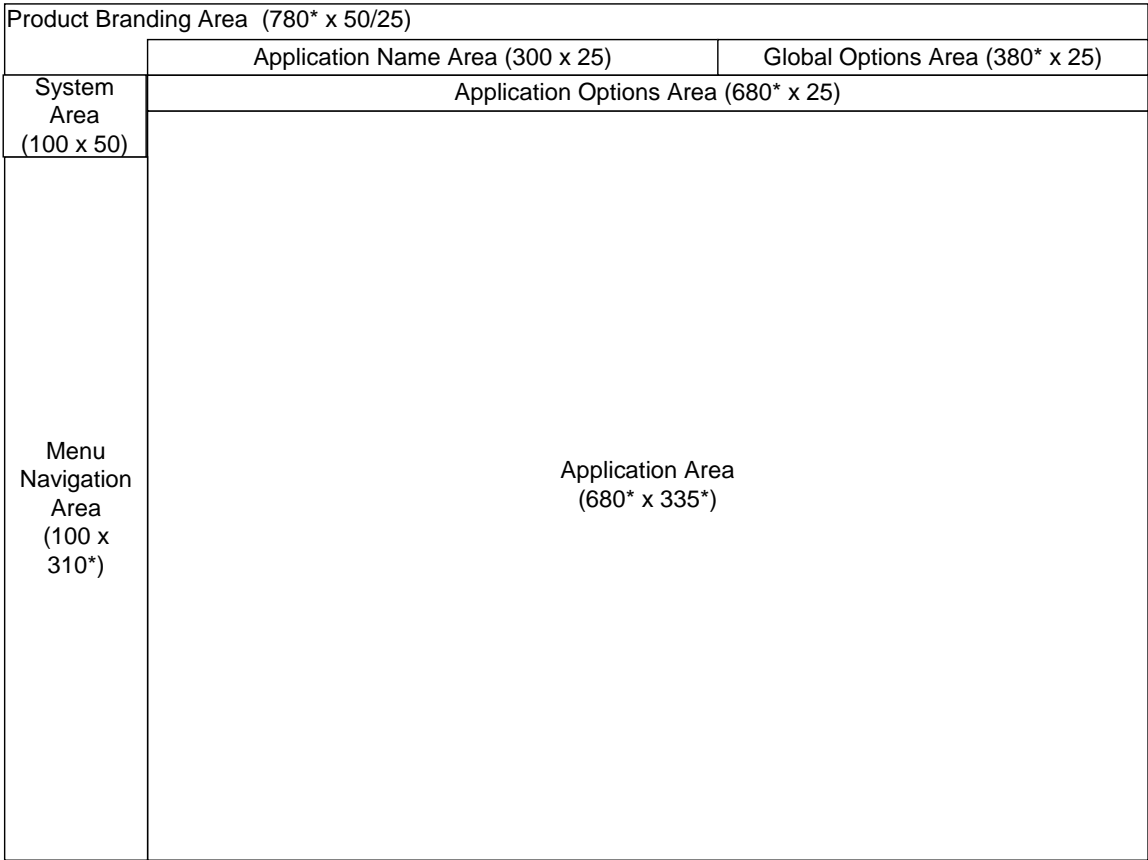
The information architecture (IA) represents how the product is organized and how the information is presented. These changes are described below.

Comparison of Deltek Time & Expense Versions 8.3 and 9.0

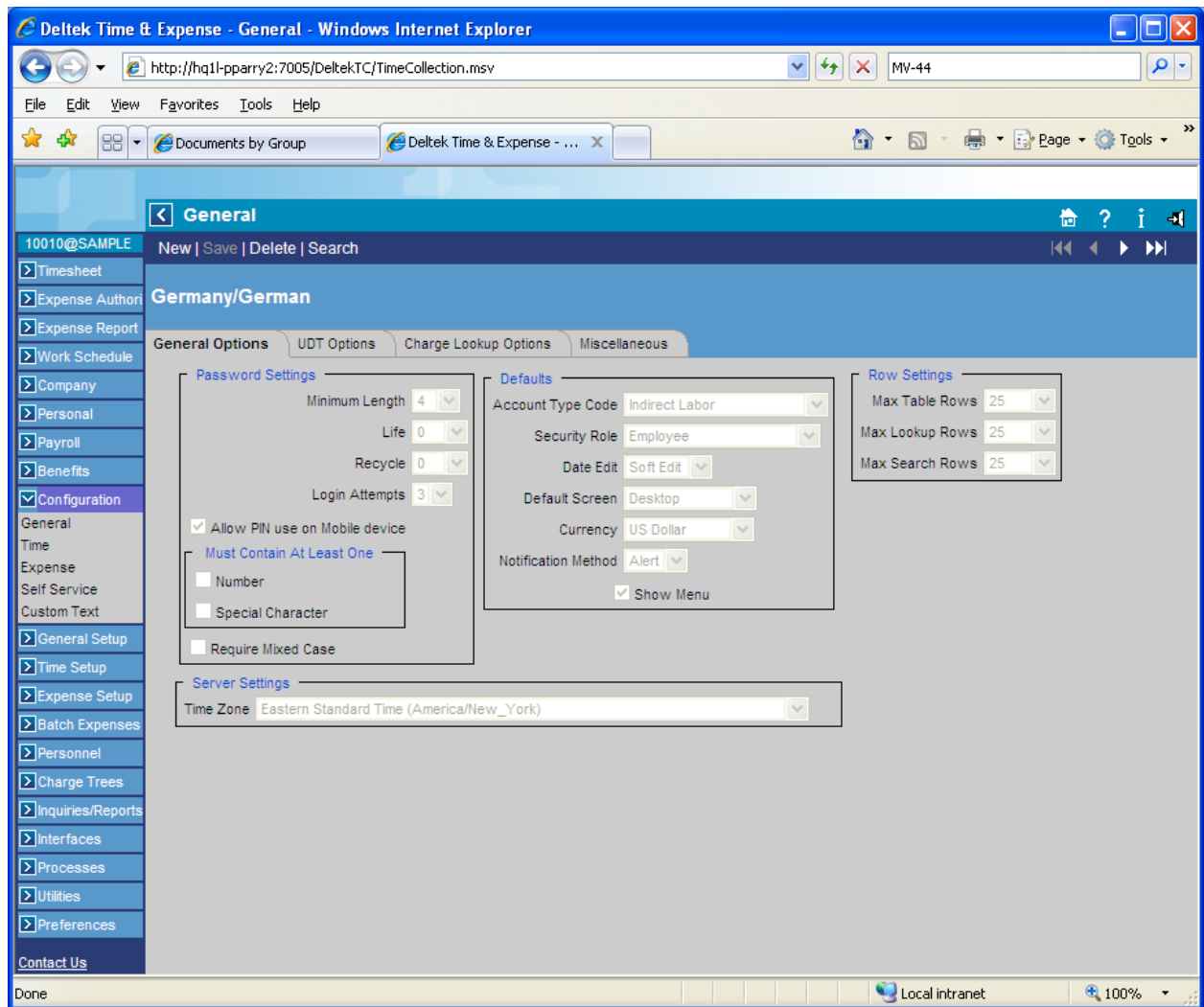
For your comparison, the images below depict the information architecture of Deltek Time & Expense version 8.3 and 9.0.

Deltek Time & Expense 8.3

The image below represents the 8.3 architecture depicted as a wireframe:

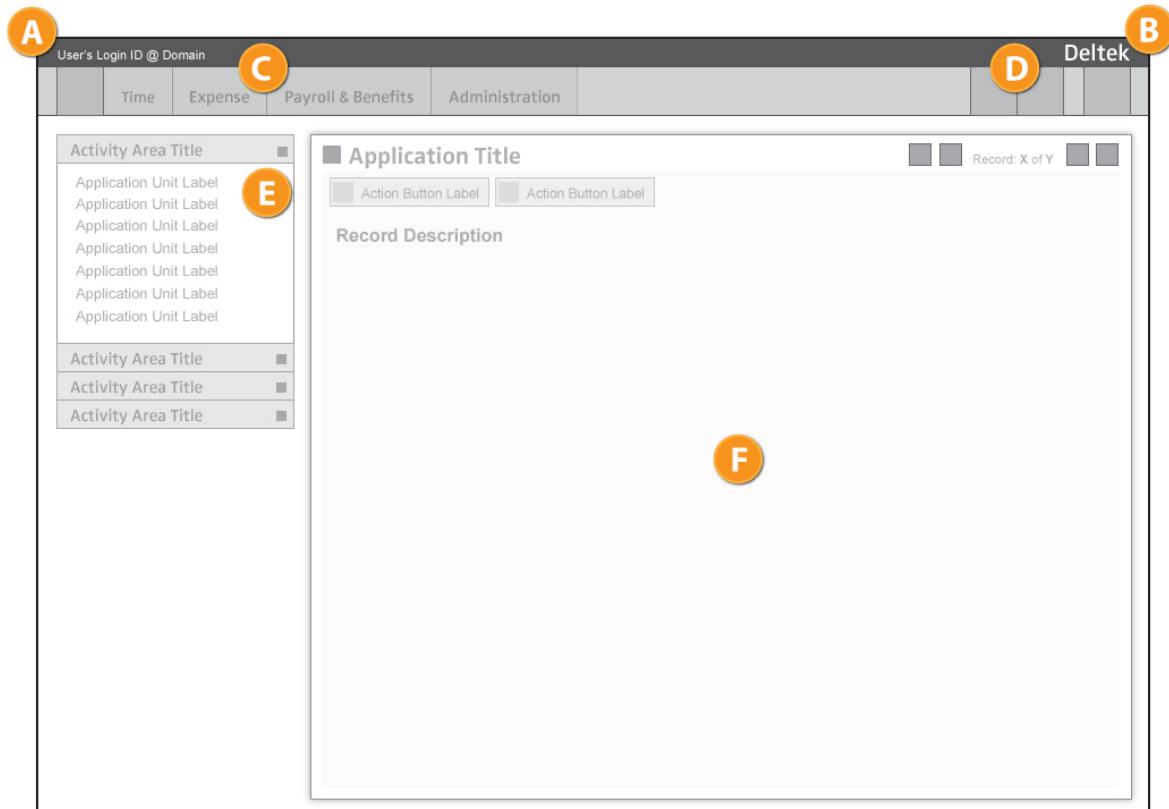


This next image is an example of General Configuration screen in 8.3:



Deltek Time & Expense 9.0

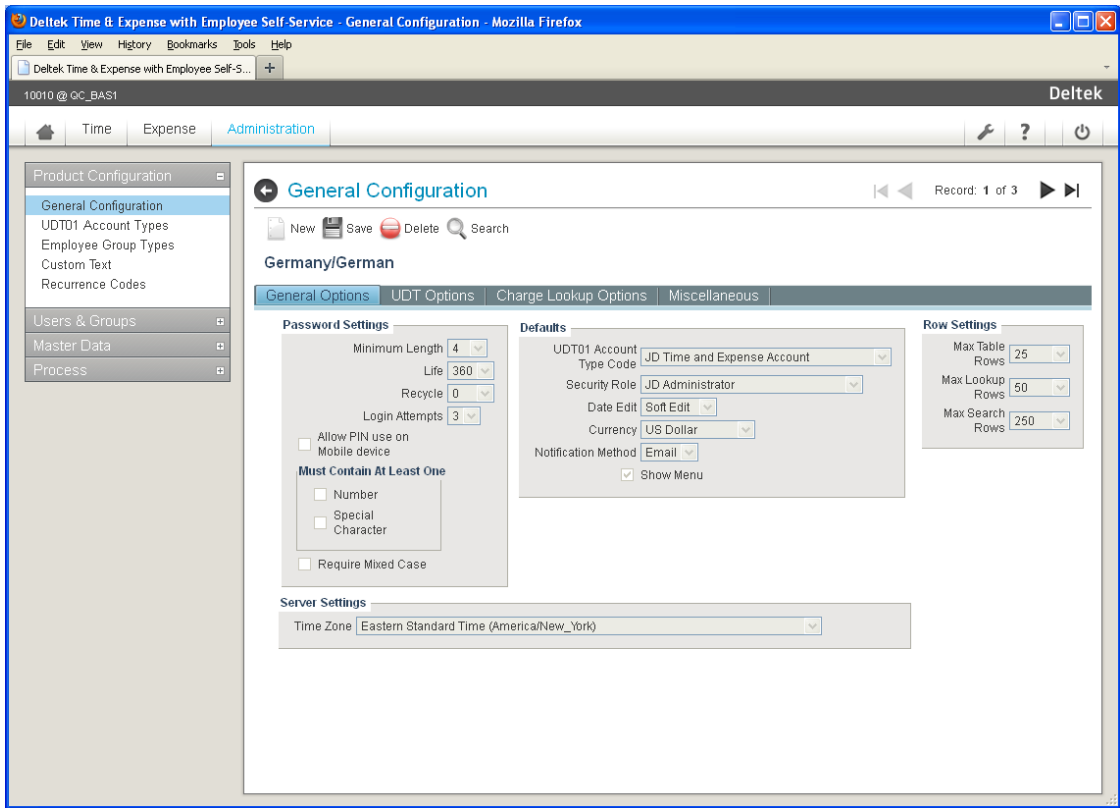
Deltek Time & Expense version 9.0 has the following information architecture depicted as wireframe:



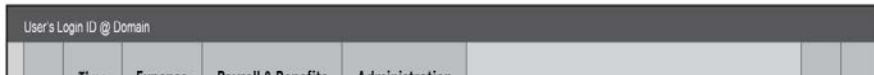

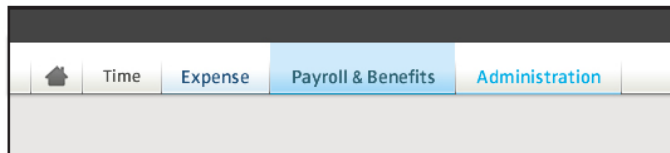
The letters map to the letters on the screen above:

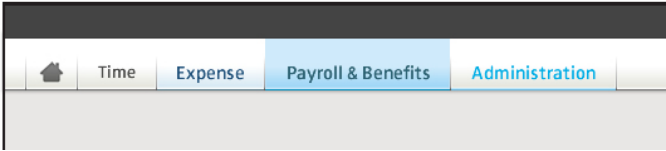
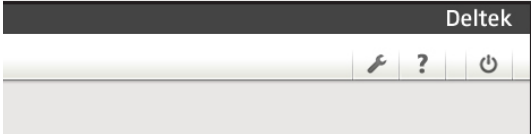
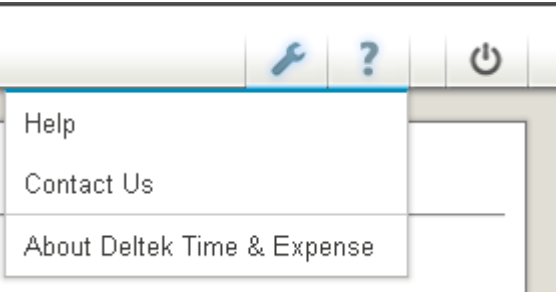
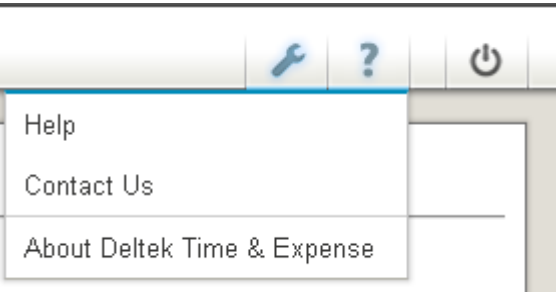
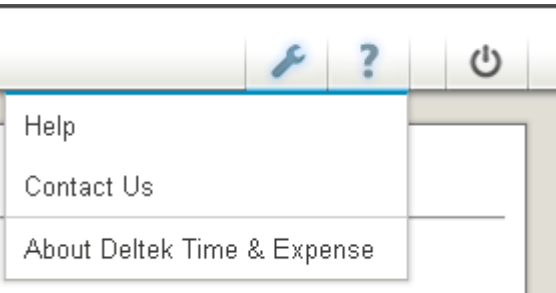
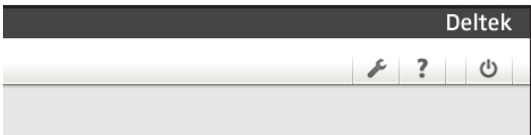

- A. System Information
- B. Product Branding Area (dual-function as progress indicator)
- C. Product & Module Navigation
- D. Global Options
- E. Activity Area Navigation (Menu)
- F. Application Container (including *Application Title*, *Application Paging Controls*, *Application Options*, *Record Description* and *Application Content Areas*)


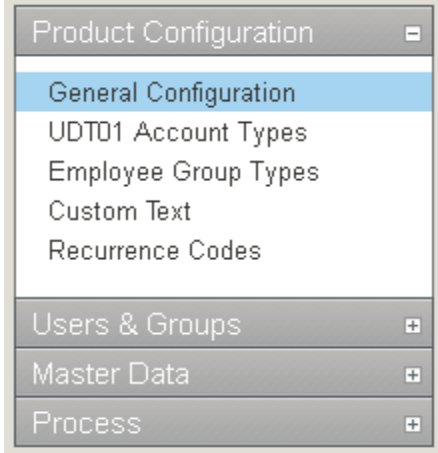

The following is an example of General Configuration screen in 9.0:



Information Architecture Changes




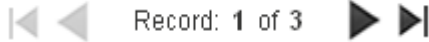


Description	Notes
Move system information area from above menu area to band across top of screen (A)	 <p>This area displays the current user's login ID and domain they are logged into</p>
Move product branding area from band going across top of screen to top right of screen (B)	
Move Home (Desktop) Icon from global application area to product and module navigation area (C)	

Description	Notes
<p>System broken out into modules (C)</p> <ul style="list-style-type: none"> Time Expense Self Service Administration 	
Move Preferences from menu selection to global option (D)	
Move Contact Us from below menu navigation area to a drop down under global options area (D)	
Move Help from global option area to a pull down option within global option area (D)	
Move About from global option area to a pull down option within global option area (D)	
Change Logout Icon in global option area (D)	
Move "Please Wait" indicator from application name area to	

Description	Notes
system branding area (B)	
Widen menu navigation area which is called activity navigation area (E)	
Provide accordion style menu in activity navigation area (E)	
Move Show/Hide menu to application area (F) from application name area	
Reorganize Menu based on new module breakout	<p>New menu organization is as follows:</p> <ul style="list-style-type: none"> ▪ Time Module <ul style="list-style-type: none"> ○ Schedule <ul style="list-style-type: none"> ▪ Work Schedule ○ Record Time <ul style="list-style-type: none"> ▪ Timesheet ▪ Generate Timesheet ○ Process <ul style="list-style-type: none"> ▪ Export Timesheets ▪ TS Line Level Approval ○ Analyze <ul style="list-style-type: none"> ▪ Charge Activity ▪ Employee Activity ▪ Utilization Inquiry ▪ Billing Backup ▪ Print Timesheet by Charge ▪ Interim Timesheet ○ Audit <ul style="list-style-type: none"> ▪ Daily Floor Check ▪ Timesheet Status ○ Settings <ul style="list-style-type: none"> ▪ Time Configuration


Description	Notes
	<ul style="list-style-type: none"> ▪ Utilization ▪ Company Work Schedules ▪ Wage Schedules ▪ Timesheet Schedules ▪ Leave Types ▪ Timesheet Classes ▪ Events ○ Utilities <ul style="list-style-type: none"> ▪ Mass Correct Timesheets ▪ Change Timesheet Status ▪ Clear Timesheets ▪ Timesheet Transfer ▪ Rebuild Leave ▪ Expense Module <ul style="list-style-type: none"> ○ Plan Expenses <ul style="list-style-type: none"> ▪ Expense Authorization ○ Record Expenses <ul style="list-style-type: none"> ▪ Expense Report ○ Process <ul style="list-style-type: none"> ▪ Export Expense Reports ▪ Maintain Imported Expenses ○ Analyze <ul style="list-style-type: none"> ▪ Outstanding Aging ○ Audit <ul style="list-style-type: none"> ▪ Expense Report Status ▪ Expense Authorization Status ○ Settings <ul style="list-style-type: none"> ▪ Expense Configuration ▪ Currencies ▪ M&IE Breakdown ▪ Providers ▪ Charge Types ▪ Pay Methods ▪ Currency Schedules ▪ Per Diem Schedules ▪ Tax Schedules ▪ Expense Types ▪ Expense Report Types ▪ Expense Classes ▪ Batch Types ○ Utilities <ul style="list-style-type: none"> ▪ Clear Expense Reports ▪ Clear Expense Authorizations ▪ Expense Utility ▪ Advance Utility ▪ Payment Utility ▪ Per Diem Preprocessor ▪ Change ER\Advance Status ▪ Self Service Module <ul style="list-style-type: none"> ○ Employee Information <ul style="list-style-type: none"> ▪ Employee Personal ▪ Address/Phone

















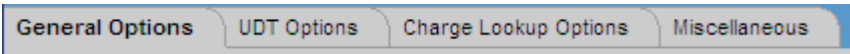
Description	Notes
	<ul style="list-style-type: none"> ▪ Emergency Contacts ▪ Education, Skills and Training ▪ Company Directory ▪ Company Links ○ Payroll & Benefits <ul style="list-style-type: none"> ▪ Payroll Checks ▪ Expense Checks ▪ Leave Status ▪ Life Event\New Hire ▪ Benefits Enrollment ▪ Direct Deposit ▪ Federal Withholding ▪ State Withholding ▪ Retirement Benefits ▪ Electronic W2s ▪ Dependents and Beneficiaries ▪ Designate Dependents/Beneficiaries ▪ Total Comp/Benefits Statement ○ Process <ul style="list-style-type: none"> ▪ Self Service Sync ○ Settings <ul style="list-style-type: none"> ▪ Self Service Configuration ○ Utilities <ul style="list-style-type: none"> ▪ Self Service Status ▪ Administration Module <ul style="list-style-type: none"> ○ Product Configuration <ul style="list-style-type: none"> ▪ General Configuration ▪ UDT01 Types (CP\GCS Account Types) ▪ Employee Group Types ▪ Custom Text ▪ Recurrence Codes ○ Users & Groups <ul style="list-style-type: none"> ▪ Employee Information ▪ Employee Groups ▪ Security Roles ▪ Functional Roles ▪ Password Utility ○ Master Data <ul style="list-style-type: none"> ▪ Charge Trees ▪ UDT01 (CP\GCS – Accounts) ▪ UDT02 (CP – Project, GCS – WBS) ▪ UDT03 (CP – Labor Location) ▪ UDT04 (CP\GCS – Reference 1) ▪ UDT05 (CP\GCS – Reference 2) ▪ UDT06 (CP – GLC) ▪ UDT07 (CP – PLC, GCS – Labor Category) ▪ UDT08 (CP – Workers Comp, GCS – Trade Code) ▪ UDT09 (CP – Org, GCS – Suffix) ▪ UDT010 (CP/GCS – Pay Type) ▪ UDT011 (CP – Work State) ▪ UDT012

Description	Notes
	<ul style="list-style-type: none"> ▪ UDT013 ▪ UDT014 ▪ UDT015 ○ Process <ul style="list-style-type: none"> ▪ Import Console ▪ Scheduling <p>See Appendix for Old Screen to New Screen Mapping</p>
Move Application Name to within application container (F)	 
Move Record Navigation to within application container (F)	  <p>Added record count</p> <p>Added current record position</p> <p>Hide if multiple records not searched</p>
Replace hyperlink text application options with Toolbar with icons in application container (F)	  <p>Added preference option for Icon or Icon and Text</p>

User Interface

The user interface had numerous changes related to the objects, colors, and fonts used. Below is a summary of those changes:

Description	Notes			
Changed Color Palette	Color Name	HEX Value	RGB Value	Sample
	Carbon Grey	#373736		

Description	Notes			
	Dark Grey	#555555		
	Medium Grey	#737373		
	Steel Grey	#969696		
	Light Grey	#C1C1C1		
	Smoke	#B0AFA5		
	Cloud	#E0E0D7		
	Mist	#E8E7E5		
	Dark Blue	#2D445E		
	Deltek Blue	#008CBA		
	Sky Blue	#A4D4F0		
	Hover Blue	#DFF0FA		
	White	#FFFFFF		
	Red	#A80000		
	Costpoint Orange	#FF8000		
	Green	#778B39		
	Yellow	#FFCC00		
Changed Fonts	<p>Two standard fonts will be used. They are as follows:</p> <ul style="list-style-type: none"> • Arial • Sans-serif <p>Note: Helvetica was removed</p>			
Changed appearance of Tabs				

Description	Notes
	<div>General Options</div> <div>UDT Options</div> <div>Charge Lookup Options</div> <div>Miscellaneous</div>
Changed appearance of Group Boxes	<div> <div>Row Settings</div> <div> Max Table Rows 25 Max Lookup Rows 25 Max Search Rows 25 </div> </div> <div> <div>Row Settings</div> <div> Max Table Rows 25 Max Lookup Rows 50 Max Search Rows 250 </div> </div>
Added Required Indicator	<div>Amount *</div>
Changed appearance of Edit Field	<div>Amount *</div>
Change appearance of display field	<div>UDT01 Type Code* A</div>
Changed appearance of Lookup Field	<div>UDT02</div>
Changed appearance of date field	<div>Hire Date Jan 1, 2005</div>
Changed appearance of e-mail field	<div>Email leeleonard@deltek.com</div>
Change appearance of drop Down Fields	<div>Default</div> <div>None</div>

Description	Notes
	<p>Active</p> <div><div></div><div>None Some Other</div></div> <p>Selected</p> <div><div></div><div>None Some Other</div></div> <p>Disabled</p> <div><div>Disabled</div></div>
Changed appearance of checkboxes	<p>Checked</p> <div><div></div> Check Box Label</div> <p>Hover</p> <div><div></div> Check Box Label</div> <p>Checked</p> <div><div></div> Check Box Label</div> <p>Disabled</p> <div><div></div> Check Box Label</div>
Changed appearance of radio buttons	<p>Selected</p> <div><div></div> Radio Button Label</div> <p>Hover</p> <div><div></div> Radio Button Label</div> <p>Unselected</p>

Description	Notes																																																																																																
	<div><input type="radio"/> Radio Button Label</div> <div>Disabled</div> <div><input type="radio"/> Radio Button Label</div>																																																																																																
Change Appearance of Tables	<table><tr><th></th><th>Use</th><th>Order</th><th>Label</th><th>Plural Label</th><th>Mobile Label</th></tr><tr><td>UDT01</td><td><input checked="" type="checkbox"/></td><td>2</td><td>DE-UDT01 Account</td><td>DE-Account/UDT01</td><td>DE-UDT01 Account</td></tr><tr><td>UDT02</td><td><input checked="" type="checkbox"/></td><td>1</td><td>DE-UDT02 Project</td><td>DE-Project/ UDT02</td><td>DE-UDT02 Project</td></tr><tr><td>UDT03</td><td><input checked="" type="checkbox"/></td><td>3</td><td>DE-UDT03 Labor Locat</td><td>DE-Labor Loc/UDT03</td><td>DE-UDT03 Labor Locat</td></tr><tr><td>UDT04</td><td><input checked="" type="checkbox"/></td><td>4</td><td>DE-UDT04</td><td>DE-UDT04</td><td>DE-UDT04</td></tr><tr><td>UDT05</td><td><input checked="" type="checkbox"/></td><td>5</td><td>DE-UDT05</td><td>DE-UDT05</td><td>DE-UDT05</td></tr><tr><td>UDT06</td><td><input checked="" type="checkbox"/></td><td>6</td><td>DE-UDT06 GLC</td><td>DE-GLC UDT06</td><td>DE-UDT06 GLC</td></tr><tr><td>UDT07</td><td><input checked="" type="checkbox"/></td><td>7</td><td>DE-UDT07 PLC</td><td>DE-PLC UDT07</td><td>DE-UDT07 PLC</td></tr><tr><td>UDT08</td><td><input checked="" type="checkbox"/></td><td>8</td><td>DE-UDT08 Workers Co</td><td>DE-Workers comp UDT</td><td>DE-UDT08 Workers Co</td></tr><tr><td>UDT09</td><td><input checked="" type="checkbox"/></td><td>9</td><td>DE-UDT09 Organizatio</td><td>DE-Organization UDT0</td><td>DE-UDT09 Organizatio</td></tr><tr><td>UDT10</td><td><input checked="" type="checkbox"/></td><td>10</td><td>DE-UDT10 Pay Type</td><td>DE-Pay type UDT10</td><td>DE-UDT10 Pay Type</td></tr><tr><td>UDT11</td><td><input checked="" type="checkbox"/></td><td>11</td><td></td><td></td><td></td></tr><tr><td>UDT12</td><td><input checked="" type="checkbox"/></td><td>12</td><td></td><td></td><td></td></tr><tr><td>UDT13</td><td><input checked="" type="checkbox"/></td><td>13</td><td></td><td></td><td></td></tr><tr><td>UDT14</td><td><input checked="" type="checkbox"/></td><td>14</td><td></td><td></td><td></td></tr><tr><td>UDT15</td><td><input checked="" type="checkbox"/></td><td>15</td><td></td><td></td><td></td></tr></table>		Use	Order	Label	Plural Label	Mobile Label	UDT01	<input checked="" type="checkbox"/>	2	DE-UDT01 Account	DE-Account/UDT01	DE-UDT01 Account	UDT02	<input checked="" type="checkbox"/>	1	DE-UDT02 Project	DE-Project/ UDT02	DE-UDT02 Project	UDT03	<input checked="" type="checkbox"/>	3	DE-UDT03 Labor Locat	DE-Labor Loc/UDT03	DE-UDT03 Labor Locat	UDT04	<input checked="" type="checkbox"/>	4	DE-UDT04	DE-UDT04	DE-UDT04	UDT05	<input checked="" type="checkbox"/>	5	DE-UDT05	DE-UDT05	DE-UDT05	UDT06	<input checked="" type="checkbox"/>	6	DE-UDT06 GLC	DE-GLC UDT06	DE-UDT06 GLC	UDT07	<input checked="" type="checkbox"/>	7	DE-UDT07 PLC	DE-PLC UDT07	DE-UDT07 PLC	UDT08	<input checked="" type="checkbox"/>	8	DE-UDT08 Workers Co	DE-Workers comp UDT	DE-UDT08 Workers Co	UDT09	<input checked="" type="checkbox"/>	9	DE-UDT09 Organizatio	DE-Organization UDT0	DE-UDT09 Organizatio	UDT10	<input checked="" type="checkbox"/>	10	DE-UDT10 Pay Type	DE-Pay type UDT10	DE-UDT10 Pay Type	UDT11	<input checked="" type="checkbox"/>	11				UDT12	<input checked="" type="checkbox"/>	12				UDT13	<input checked="" type="checkbox"/>	13				UDT14	<input checked="" type="checkbox"/>	14				UDT15	<input checked="" type="checkbox"/>	15			
	Use	Order	Label	Plural Label	Mobile Label																																																																																												
UDT01	<input checked="" type="checkbox"/>	2	DE-UDT01 Account	DE-Account/UDT01	DE-UDT01 Account																																																																																												
UDT02	<input checked="" type="checkbox"/>	1	DE-UDT02 Project	DE-Project/ UDT02	DE-UDT02 Project																																																																																												
UDT03	<input checked="" type="checkbox"/>	3	DE-UDT03 Labor Locat	DE-Labor Loc/UDT03	DE-UDT03 Labor Locat																																																																																												
UDT04	<input checked="" type="checkbox"/>	4	DE-UDT04	DE-UDT04	DE-UDT04																																																																																												
UDT05	<input checked="" type="checkbox"/>	5	DE-UDT05	DE-UDT05	DE-UDT05																																																																																												
UDT06	<input checked="" type="checkbox"/>	6	DE-UDT06 GLC	DE-GLC UDT06	DE-UDT06 GLC																																																																																												
UDT07	<input checked="" type="checkbox"/>	7	DE-UDT07 PLC	DE-PLC UDT07	DE-UDT07 PLC																																																																																												
UDT08	<input checked="" type="checkbox"/>	8	DE-UDT08 Workers Co	DE-Workers comp UDT	DE-UDT08 Workers Co																																																																																												
UDT09	<input checked="" type="checkbox"/>	9	DE-UDT09 Organizatio	DE-Organization UDT0	DE-UDT09 Organizatio																																																																																												
UDT10	<input checked="" type="checkbox"/>	10	DE-UDT10 Pay Type	DE-Pay type UDT10	DE-UDT10 Pay Type																																																																																												
UDT11	<input checked="" type="checkbox"/>	11																																																																																															
UDT12	<input checked="" type="checkbox"/>	12																																																																																															
UDT13	<input checked="" type="checkbox"/>	13																																																																																															
UDT14	<input checked="" type="checkbox"/>	14																																																																																															
UDT15	<input checked="" type="checkbox"/>	15																																																																																															

Appendix B: Menu Mapping of Version 8.3 to 9.0

The table below compares the menu path of previous versions of Deltek Time & Expense with the new menu path.

Old Menu Path	New Menu Path
Timesheet	Time » Record Time » Timesheet
Expense Authorization	Expense » Plan Expenses » Expense Authorization
Expense Report	Expense » Record Expenses » Expense Report
Work Schedule	Time» Schedule » Work Schedule
Company » Directory	Self Service » Employee Information » Company Directory
Company » Links	Self Service » Employee Information » Company Links
Personal » Life Event » New Hire	Self Service » Payroll & Benefits » Life Event » New Hire
Personal » Employee Personal	Self Service » Employee Information » Employee Personal
Personal » Address » Phone	Self Service » Employee Information » Address/Phone
Personal » Emergency Contacts	Self Service » Employee Information » Emergency Contacts
Personal » Leave Status	Self Service » Payroll & Benefits » Leave Status
Personal » Education, Training, and Skills	Self Service » Employee Information » Education, Skills and Training
Personal » Expense Checks	Self Service » Payroll & Benefits » Expense Checks
Payroll » Payroll Checks	Self Service » Payroll & Benefits » Payroll Checks
Payroll » Direct Deposit	Self Service » Payroll & Benefits » Direct Deposit
Payroll » Fed W/H	Self Service » Payroll & Benefits » Federal Withholding
Payroll » State W/H	Self Service » Payroll & Benefits » State Withholding
Payroll » Retirement Benefits	Self Service » Payroll & Benefits » Retirement Benefits
Payroll » Electronic W2	Self Service » Payroll & Benefits » Electronic W2s
Benefits » Benefits Enrollment	Self Service » Payroll & Benefits » Benefits Enrollment
Benefits » Dependents » Beneficiaries	Self Service » Payroll & Benefits » Dependents and Beneficiaries
Benefits » Designate Beneficiaries	Self Service » Payroll & Benefits » Designate Beneficiaries
Benefits » Total Comp » Benefits	Self Service » Payroll & Benefits » Total Comp/Benefits Statement

Old Menu Path	New Menu Path
Configuration » General	Administration » Product Configuration » General Configuration
Configuration » Time	Time » Settings » Time Configuration
Configuration » Expense	Expense » Settings » Expense Configuration
Configuration » Self Service	Expense » Settings » Self Service Configuration
Configuration » Custom Text	Administration » Product Configuration » Custom Text
General Setup » Currencies	Expense » Settings » Currencies
General Setup » UDT01 Types	Administration » Product Configuration » UDT01 Types
General Setup » Employee Groups	Administration » Product Configuration » Employee Group Types
General Setup » Security Roles	Administration » Users & Groups » Security Roles
General Setup » Functional Roles	Administration » Users & Groups » Functional Roles
General Setup » UDT01	Administration » Master Data » UDT01
General Setup » UDT02	Administration » Master Data » UDT02
General Setup » UDT03	Administration » Master Data » UDT03
General Setup » UDT04	Administration » Master Data » UDT04
General Setup » UDT05	Administration » Master Data » UDT05
General Setup » UDT06	Administration » Master Data » UDT06
General Setup » UDT07	Administration » Master Data » UDT07
General Setup » UDT08	Administration » Master Data » UDT08
General Setup » UDT09	Administration » Master Data » UDT09
General Setup » UDT10	Administration » Master Data » UDT10
General Setup » UDT11	Administration » Master Data » UDT11
General Setup » UDT12	Administration » Master Data » UDT12
General Setup » UDT13	Administration » Master Data » UDT13
General Setup » UDT14	Administration » Master Data » UDT14
General Setup » UDT15	Administration » Master Data » UDT15
Time Setup » Utilizations	Time » Settings » Utilizations

Old Menu Path	New Menu Path
Time Setup » Wage Schedules	Time » Settings » Wage Schedules
Time Setup » Timesheet Schedules	Time » Settings » Timesheet Schedules
Time Setup » Leave Types	Time » Settings » Leave Types
Time Setup » TS Classes	Time » Settings » Timesheet Classes
Time Setup » Events	Time » Settings » Events
Expense Setup » M&IE Breakdown	Expense » Settings » M&IE Breakdown
Expense Setup » Providers	Expense » Settings » Providers
Expense Setup » Pay Methods	Expense » Settings » Pay Methods
Expense Setup » Currency Schedules	Expense » Settings » Currency Schedules
Expense Setup » Per Diem Schedules	Expense » Settings » Per Diem Schedules
Expense Setup » Tax Schedules	Expense » Settings » Tax Schedules
Expense Setup » Expense Types	Expense » Settings » Expense Types
Expense Setup » Expense Report Types	Expense » Settings » Expense Report Types
Expense Setup » Expense Classes	Expense » Settings » Expense Classes
Batch Expenses » Batch Types	Expense » Settings » Batch Types
Batch Expenses » Maintain Expenses	Expense » Process » Maintain Imported Expenses
Personnel » Employee Groups	Administration » Users & Groups » Employee Groups
Personnel » Employee Information	Administration » Users & Groups » Employee Information
Charge Trees	Administration » Master Data » Charge Trees
Inquiries » Reports » Daily Floor Check	Time » Audit » Daily Floor Check
Inquiries » Reports » Timesheet Status	Time » Audit » Timesheet Status
Inquiries » Reports » Print Timesheets By Charge	Time » Analyze » Print Timesheet by Charge

Old Menu Path	New Menu Path
Inquiries » Reports » Expense Report Status	Expense » Audit » Expense Report Status
Inquiries » Reports » Expense Authorization Status	Expense » Audit » Expense Authorization Status
Inquiries » Reports » Outstanding Aging	Expense » Analyze » Outstanding Aging
Inquiries » Reports » Self Service Status	Self Service » Utilities » Self Service Status
Inquiries » Reports » Billing Backup	Time » Analyze » Billing Backup
Inquiries » Reports » Charge Activity	Time » Analyze » Charge Activity
Inquiries » Reports » Employee Activity	Time » Analyze » Employee Activity
Inquiries » Reports » TS Line Level Approval Inquiry	Time » Process » TS Line Level Approval
Inquiries » Reports » Utilization Inquiry	Time » Analyze » Utilization Inquiry
Inquiries » Reports » Interim Timesheet	Time » Analyze » Interim Timesheet
Interfaces » Import Console	Administration » Process » Import Console
Interfaces » Export Timesheets	Time » Process » Export Timesheets
Interfaces » Export Expense Reports	Expense » Process » Export Expense Reports
Processes » Recurrence Codes	Administration » Product Configuration » Recurrence Codes
Processes » Scheduling	Administration » Process » Scheduling
Utilities » Password Utility	Administration » Users & Groups » Password Utility
Utilities » Change TS Status	Time » Utilities » Change Timesheet Status
Utilities » Change Expense Report Status	Expense » Utilities » Change ER\Advance Status
Utilities » Self Service Sync	Self Service » Process » Self Service Sync
Utilities » Timesheet Transfer	Time » Utilities » Timesheet Transfer
Utilities » Clear Timesheets	Time » Utilities » Clear Timesheets

Old Menu Path	New Menu Path
Utilities » Rebuild Leave	Time » Utilities » Rebuild Leave
Utilities » Expense Utility	Expense » Utilities » Expense Utility
Utilities » Advance Utility	Expense » Utilities » Advance Utility
Utilities » Payment Utility	Expense » Utilities » Payment Utility
Utilities » Generate Timesheets	Time » Process » Generate Timesheets
Utilities » Clear Expense Reports	Expense » Utilities » Clear Expense Reports
Utilities » Clear Expense Authorizations	Expense » Utilities » Clear Expense Authorizations
Utilities » Mass Correct Timesheets	Time » Utilities » Mass Correct Timesheets
Utilities » Per Diem Preprocessor	Expense » Utilities » Per Diem Preprocessor
Utilities » Misc Toolkits	N/A - Deleted
Preferences	N/A – Move to Global Options Area

Appendix C: Security Roles Screen Order

The Screen table in Security Roles was rearranged to match the new menu order of Time & Expense. Screen are now listed in the order below.

Timesheet

Expense Authorization

Expense Report

Work Schedule

Time

Record Time

Generate Timesheets

Process

Export Timesheets

Timesheet Line Level Approval

Analyze

Charge Activity

Employee Activity

Utilization Inquiry

Billing Backup

Print Timesheet By Charge

Interim Timesheet

Leave Status

Audit

Daily Floor Check

Timesheet Status

Settings

Time Configuration

Utilizations

Timesheet Schedules

Wage Schedules

Leave Types

Timesheet Classes

Events

Utilities

Mass Correct Timesheets

Change Timesheet Status

Clear Timesheets

Timesheet Transfer

Rebuild Leave

Expense

Process

Export Expense Report

Maintain Imported Expenses

Bar Code Preprocessor

Analyze

Outstanding Aging

Audit

Expense Report Status

Expense Authorization Status

Settings

Expense Configuration

Currencies

M&IE Breakdown

Providers

Charge Types

Pay Methods

Currency Schedules

Per Diem Schedules

Tax Schedules

Expense Types

Expense Report Types

Expense Classes

Batch Types

Utilities

Clear Expense Reports

Clear Expense Authorizations

Expense Utility

Advance Utility

Payment Utility

Per Diem Preprocessor

Change Expense Report Status

Self-Service

Employee Information

- Employee Personal

- Address/Phone

- Emergency Contacts

- Educations, Training, and Skills

- Company Directory

- Company Links

Payroll & Benefits

- Payroll Checks

- Expense Checks

- Leave Status

- Life Event/New Hire

- Benefits Enrollment

- Direct Deposit

- Federal Withholding

- State Withholding

- Retirement Benefits

- Electronic W2s

- Dependents/Beneficiaries

- Designate Beneficiaries

- Total Comp/Benefits Statement

Process

- Self Service Sync

Settings

- Self Service Configuration

Utilities

- Self Service Status

Administration

Product Configuration

- General Configuration

- Account Types

- Employee Group Types

- Custom Text

- Recurrence Codes

Users & Groups

Employee Information

Employee Groups

Security Roles

Functional Roles

Password Utility

Master Data

Charge Trees

UDT01

UDT02

UDT03

UDT04

UDT05

UDT06

UDT07

UDT08

UDT09

UDT10

UDT11

UDT12

UDT13

UDT14

UDT15

Process

Import Console

Scheduling

Appendix D: Multiple Day Lodging Folio Calculation Example

As part of the Deltek Time and Expense 9.0 release, the Expense Report lodging wizard was enhanced to allow you to enter the lodging room and tax rates for each day of a lodging expense. The example below compares the calculation process of version 8.3 to version 9.0.

Hotel Bill - \$550.00

- Night 1 - \$225.00 room rate plus \$22.50 of taxes
- Night 2 – \$275.00 room rate plus \$27.50 of taxes

Per Diem (CONUS)

- \$256.00 room rate for both nights

In the above example, the user would either have to enter two expenses or enter one expense with an average of the \$250.00 room rate and \$25.00 per night taxes.

Please enter the amount incurred and any portion attributed to personal use below. Lodging > Expense Amount

Payment Method	Company Amex	Exchange Rate to USD	1.0000000000	Ceiling (USD)	563.22
Currency	US Dollar (USD)	Unallowable (USD)	0.00	[+] Adjustment (USD)	0.00
Expense Incurred (USD)	550.00	[-] Non-Reimbursable (USD)	0.00	Adjusted Ceiling (USD)	563.22
Daily Room Rate (USD)	250.00	Reimbursable Expense (USD)	550.00	Over Ceiling (USD)	0.00
Daily Tax Rate (USD)	25.00	Other Expenses (USD)	0.00		
Total Rate/Tax (USD)	550.00				

Help < Back Next > Cancel

In the above example, Deltek Expense adjusts the per diem ceiling based on the taxes, since CONUS per diem rates are not included in published rates. Thus the ceiling was calculated as follows:

- Day 1 Ceiling = Daily Ceiling + (Daily Ceiling x (Daily Tax Amount/Daily Room Rate))

$$(\$256.00 + (\$256.00 \times (\$25/\$250))) = \$281.60$$
- Day 2 Ceiling = Daily Ceiling + (Daily Ceiling x (Daily Tax Amount/Daily Room Rate))

$$(\$256.00 + (\$256.00 \times (\$25/\$250))) = \$281.60$$
- Total Ceiling = Day 1 Ceiling + Day 2 Ceiling

$$\$281.60 + \$281.60 = 563.20$$
- Over Ceiling = If Total Room\Tax greater than Total Ceiling then Total Ceiling less Total Room\Tax otherwise zero

$$\$550 \text{ not greater than } 563.20, \text{ thus over ceiling is } 0$$

In the calculation above, Deltek Expense would report an over ceiling of zero, which is not the proper calculation. To achieve the proper calculation, you would need to enter two expenses, because of the changing lodging rate. If individual expenses were entered for each day, the result would be as follows:

- Day 1
 - Ceiling = \$281.60 – Based on 10% tax being added (\$22.50/\$225.00)
 - Incurred = \$247.50 – Based on \$225.00 + \$22.50
 - Over Ceiling = 0 (Incurred less than ceiling)
- Day 2
 - Ceiling = \$281.60 – Based on 10% tax being added (\$22.50/\$225.00)
 - Incurred = \$302.50 – Based on \$275.00 + \$27.50
 - Over Ceiling = \$20.90 (Incurred less than ceiling)

Thus over ceiling is 20.90 as individual expenses.

With Version 9.0 the system allows you to enter lodging as one expense and have the system perform the ceiling calculation on a daily basis.

Appendix E: Multiple Day Meal Ceiling Calculation Example

The following example illustrates how Deltek Expense now handles over-ceiling calculations for meals on a multi-day trip for the following calculation methods:

- Total of All Days
- Each Day



For instructions on selecting these options and configuring this feature, see "Meal Ceiling Calculation" on page 29.

Example Conditions

For the purpose of this example, assume the following conditions:

The Per Diem Rate is \$64.00 per day with following breakout

- Breakfast - \$12.00
- Lunch - \$18.00
- Dinner - \$31.00
- Incidentals - \$3.00

Incurred Meals (\$165.00) with the following breakout:

- Day 1 – \$52 (First Day Per Diem at 75%)
 - Breakfast - \$17.00
 - Lunch – \$0.00 (Did not incur)
 - Dinner - \$35.00
 - Incidentals - \$0.00 (Did not incur)
- Day 2 - \$41
 - Breakfast - \$8.00
 - Lunch – \$0.00 (Supplied by Client)
 - Dinner - \$30.00
 - Incidentals - \$3.00
- Day 3 – \$72 (Last Day Per Diem at 75%)
 - Breakfast - \$12.00
 - Lunch – \$20.00
 - Dinner - \$40.00
 - Incidentals - \$0.00 (Did not incur)

Total of All Days Ceiling Calculation

When the ceiling calculation is based on a total expense amount for all days of the trip, the example conditions outlined above are calculated as follows:

Appendix E: Multiple Day Meal Ceiling Calculation Example

1. The employee provides details about the meal expense(s) in Expense Details wizard page:

Add Expense - Meals \ Meals (Per Diem Ceiling)

Outstanding Expenses | **Details** | Meal Details | Amount | Charge Allocations

Please provide detail information regarding the Per Diem meal expense

Location* Cambridge Office

Start Date* Sep 6, 2011 ☒ First Day of Trip

End Date* Sep 8, 2011 ☒ Last Day of Trip

Number of Days* 3

Short Description* ER00000002 / MEALSPDC

Comments

2. The employee indicates which meals are being claimed (for ceiling) and the incurred amounts for those expenses:

Add Expense - Meals \ Meals (Per Diem Ceiling)

Outstanding Expenses | Details | **Meal Details** | Amount | Charge Allocations

Please identify any meals that you are claiming by checking the checkbox and entering the amount

Currency* US Dollar (USD)

<input type="checkbox"/>	Date	Breakfast	Lunch	Dinner	Incidentals	Personal	Unallowable
<input checked="" type="checkbox"/>	Sep 6, 2011	<input checked="" type="checkbox"/> 17.00	<input checked="" type="checkbox"/> 0.00	<input checked="" type="checkbox"/> 35.00	<input checked="" type="checkbox"/> 0.00	0.00	0.00
<input type="checkbox"/>	Sep 7, 2011	<input checked="" type="checkbox"/> 8.00	<input type="checkbox"/> 0.00	<input checked="" type="checkbox"/> 30.00	<input checked="" type="checkbox"/> 3.00	0.00	0.00
<input checked="" type="checkbox"/>	Sep 8, 2011	<input checked="" type="checkbox"/> 12.00	<input checked="" type="checkbox"/> 20.00	<input checked="" type="checkbox"/> 40.00	<input checked="" type="checkbox"/> 0.00	0.00	0.00

3. The employee clicks **Continue** in above screen, and Deltek Expense displays the computed amounts:

Add Expense - Meals \ Meals (Per Diem Ceiling)

Outstanding Expenses | Details | Meal Details | **Amount** | Charge Allocations

Please enter the amount incurred for this expense

Payment Method* Cash/Personal Credit Card

Exchange Rate to USD 1.0000000000

Expense Incurred (USD) 165.00

[] Personal (USD) 0.00

Unallowable (USD) 0.00

[] Non-Reimbursable (USD) 0.00

Reimbursable Expense (USD) 165.00

Ceiling (USD) 142.00

[+] Adjustment (USD) 0.00

Adjusted Ceiling (USD) 142.00

Over Ceiling (USD) 23.00

The \$23.00 over ceiling amount was calculated as follows:

- Ceiling (Day 1 Ceiling + Day 2 Ceiling + Day 3 Ceiling)
 - Day 1 Ceiling = \$48 (\$64 x 75%)
 - Day 2 Ceiling = \$46 (\$64 less \$18 for Lunch not claimed)
 - Day 2 Ceiling = \$48 (\$64 x 75%)
 - Ceiling = **\$142.00**
- Over Ceiling (Incurred - Ceiling, If > 0, Over ceiling = amount, otherwise zero)

▪ $\$165 - \$142 = \$23.00$

Each Day Ceiling Calculation

When the ceiling calculation is based on the total expense amount entered per day of the trip, the example conditions outlined above are calculated as follows:

1. The employee provides details about the meal expense(s) in Expense Details wizard page as follows:

Add Expense - Meals \ Meals (Per Diem Ceiling)

Outstanding Expenses | **Details** | Meal Details | Amount | Charge Allocations

Please provide detail information regarding the Per Diem meal expense

Location* Cambridge Office

Start Date* Sep 6, 2011 First Day of Trip

End Date* Sep 8, 2011 Last Day of Trip

Number of Days* 3

Short Description* ER00000002 / MEALSPDC

Comments

2. The employee indicates which meals are being claimed (for ceiling) and the incurred amounts for those expenses:

Add Expense - Meals \ Meals (Per Diem Ceiling)

Outstanding Expenses | Details | **Meal Details** | Amount | Charge Allocations

Please identify any meals that you are claiming by checking the checkbox and entering the amount

Currency* US Dollar (USD)

<input type="checkbox"/>	Date	Breakfast	Lunch	Dinner	Incidentals	Personal	Unallowable
<input checked="" type="checkbox"/>	Sep 6, 2011	<input checked="" type="checkbox"/> 17.00	<input checked="" type="checkbox"/> 0.00	<input checked="" type="checkbox"/> 35.00	<input checked="" type="checkbox"/> 0.00	0.00	0.00
<input type="checkbox"/>	Sep 7, 2011	<input checked="" type="checkbox"/> 8.00	<input type="checkbox"/> 0.00	<input checked="" type="checkbox"/> 30.00	<input checked="" type="checkbox"/> 3.00	0.00	0.00
<input checked="" type="checkbox"/>	Sep 8, 2011	<input checked="" type="checkbox"/> 12.00	<input checked="" type="checkbox"/> 20.00	<input checked="" type="checkbox"/> 40.00	<input checked="" type="checkbox"/> 0.00	0.00	0.00

3. The employee clicks **Continue** in above screen, and Deltek Expense displays the computed amounts:

Add Expense - Meals \ Meals (Per Diem Ceiling)

Outstanding Expenses | Details | Meal Details | **Amount** | Charge Allocations

Please enter the amount incurred for this expense

Payment Method* Cash/Personal Credit Card

Exchange Rate to USD 1.0000000000

Expense Incurred (USD) 165.00

[] Personal (USD) 0.00

Unallowable (USD) 0.00

[] Non-Reimbursable (USD) 0.00

Reimbursable Expense (USD) 165.00

Ceiling (USD) 142.00


[+] Adjustment (USD) 0.00

Adjusted Ceiling (USD) 142.00

Over Ceiling (USD) 23.00

The \$23.00 over ceiling was calculated as follows:

- Ceiling (Day 1 Ceiling + Day 2 Ceiling + Day 3 Ceiling)
 - Day 1 Ceiling = \$48 (\$64 x 75%)
 - Day 2 Ceiling = \$46 (\$64 less \$18 for Lunch not claimed)
 - Day 2 Ceiling = \$48 (\$64 x 75%)
 - Ceiling = **\$142.00**
- Over Ceiling (Sum of Over Ceiling by Day)
 - Day 1 – \$52 vs. \$48 = \$4 Over Ceiling
 - Day 2 - \$41 vs. \$46 = \$0 Over Ceiling
 - Day 3 - \$72 vs. \$48 = \$24 Over Ceiling
 - Over Ceiling = **\$28.00**

A blue geometric graphic consisting of several overlapping triangles and polygons, located in the top-left corner of the page.

Deltek is the leading global provider of enterprise software and information solutions for professional services firms, government contractors, and government agencies. For decades, we have delivered actionable insight that empowers our customers to unlock their business potential. Over 14,000 organizations and 1.8 million users in approximately 80 countries around the world rely on Deltek to research and identify opportunities, win new business, optimize resource, streamline operations, and deliver more profitable projects. Deltek – Know more. Do more.®

deltek.com