




Deltek

Deltek Costpoint® 8.1

Import Subcontract Retainage PO
Status Updates Preprocessor

September 1, 2021



While Deltek has attempted to verify that the information in this document is accurate and complete, some typographical or technical errors may exist. The recipient of this document is solely responsible for all decisions relating to or use of the information provided herein.

The information contained in this publication is effective as of the publication date below and is subject to change without notice.

This publication contains proprietary information that is protected by copyright. All rights are reserved. No part of this document may be reproduced or transmitted in any form or by any means, electronic or mechanical, or translated into another language, without the prior written consent of Deltek, Inc.

This edition published September 2021.

© Deltek, Inc.

Deltek's software is also protected by copyright law and constitutes valuable confidential and proprietary information of Deltek, Inc. and its licensors. The Deltek software, and all related documentation, is provided for use only in accordance with the terms of the license agreement. Unauthorized reproduction or distribution of the program or any portion thereof could result in severe civil or criminal penalties.

All trademarks are the property of their respective owners.

IMPORT SUBCONTRACT RETAINAGE PO STATUS UPDATES


Table of Contents

IMPORT SUBCONTRACT RETAINAGE PO STATUS UPDATES	1
PREREQUISITE FILES.....	5
PROCESSING DETAILS.....	7
DETAILED TABLE SPECIFICATIONS.....	13
ERROR MESSAGES	31

IMPORT SUBCONTRACT RETAINAGE PO STATUS UPDATES

Use this application to enter progress payment requests and completion status updates for Costpoint subcontract purchase orders. You can record work completed, stored materials, and retention amounts in Costpoint. You can define values for work completed and retention percentages. The system can use subcontract POs and subcontractor status updates to calculate commitments, and generate accounts payable vouchers, and retention payable journal entries. Currently, subcontract POs are limited to zero quantities PO lines, meaning that quantities, units of measure, and unit costs cannot be specified. This input file, therefore, is also limited to the appropriate amount fields.

The application reads the specified input file and performs relevant process validations against subcontractor PO lines.

After you select the **Process Input File** or **Process and print the report** under the  on toolbar, the application generates an error report if there is at least one set of header/line records with an error or warning message. If you select **Process Valid Records** from the drop-down list in the **Error Handling** group box, the application processes only the input file records that have no errors (warnings are allowed); it does not process records with errors. If you select **Process No Records** from the drop-down list, and there is an error in any of the input file records, the application does not process any rows.

Once the transactions have been successfully processed and imported, you can view them in the Update Subcontract Purchase Order Status screen in Costpoint Purchasing. To process the status updates and create vouchers, use the Create Subcontract Purchase Order Vouchers screen in Costpoint Accounts Payable.

You can use this process only to update the status of subcontract purchase orders that match your company. Only one user at a time can run this application.

For detailed information regarding the files necessary to run this application, see Prerequisite Files.

There are two ways to work with input files in Costpoint

- You can access the input file from the network by using Alternate File Locations.
- You can upload the input file to the Costpoint database; in which case, no further access to network folders is necessary.

If you decide to use the first option, click  in the **File Location** field to select an alternate file location. If you choose the second option, leave the **File Location** field blank and use the File Upload Manager to upload the input file to the Costpoint database.

Location

- Materials
- Purchasing
- Purchasing Interfaces

Identification

Use the fields in this block to create a new parameter ID or to retrieve a previously saved parameter ID. A parameter ID represents a set of screen selection parameters.


After you have saved a parameter ID and its related parameters, you can retrieve them using .

You can use the retrieved parameters to produce reports and run processes more efficiently and with greater consistency. The saved parameters are also useful and necessary when you want to run the process as part of a batch job. Many users save a unique set of parameters for each different way they run a report or process. When you select a previously saved parameter ID or parameter description, the associated saved screen selection parameters automatically display as selection defaults. The page setup and print options are also included in the saved parameter ID if there are any. You can change any of the associated selection defaults as necessary.

Parameter ID

Enter, or click  to select, a parameter ID of up to 15 alphanumeric characters.

Choose characters for your parameter ID that help identify the type of selections you made in the screen, such as PERIOD or QUARTERLY.

When you save your record, all the selections made in the screen are stored with the parameter ID. Later, you can retrieve the parameter using .

You can use the parameter to run the process more efficiently because you can select the parameter ID with its previously defined screen selections. After the default selections display in the screen, you can override the defaults.

Description

Enter, or click  to select, a parameter description of up to 30 alphanumeric characters.


Options**Input File**

International users: The data can contain non-English characters, provided they are in the ASCII character set. Before creating an ASCII text (.TXT) file, be sure that your keyboard language is set to **EN** (United States English) to prevent the application from generating errors.

Please see the Processing Details topic and the following Input File and Error File sections in this help topic, for additional information regarding input file and error file processing.

File Location

Enter the location of the input file you are importing. There are two ways to do this:

- In the **File Location** field, enter, or click  to select, the alternate file location where the input file is located. Alternate file locations are set up in the Manage Alternate File Locations screen.
- or
- From the Global Menu, click **Process » File Upload**. On the File Upload Manager dialog box, click **Browse** and use the dialog box to select the file you want to import. If you select the **Overwrite?** check box, Costpoint will overwrite any file of the same name that already exists in the Costpoint database. Click **Upload** when you are finished. If you use this method, leave the **File Location** field blank. For more information about the File Upload Manager, see the File Upload Manager topic in the Getting Started Guide.

File Name

Enter, or click  to select, the input file to process. The input file is a fixed-length or delimited ASCII file that is named by the user with the appropriate extension.

File Format

Select the **File Format** from the drop-down list. The valid options are:

- **Delimited** - Select this if each field in the input file is separated by a comma or other user-defined symbol, as indicated in the **File Delimiter** field. You do not need to include a comma (or user-defined symbol) after the last field entry in the input file.
- **Fixed Length** - Select this if each field in the input file is of fixed-length and must be filled with either an appropriate character or a space to the specified width.

File Delimiter

If the input file is **Delimited**, you must choose the delimiter. The default is **Comma**. To use another delimiter, select **Other** from the drop-down list and enter a single character in the field on the right.

Do not embed the delimiter in any of the input fields. When the application encounters the declared delimiter, it is interpreted as the end of the input field.

Error Handling

Use this group box to determine how validation errors are handled. Errors occur if the input file record is not valid or a condition is not met for a field that is being processed in an input file.

If errors are encountered in the input file:


Select the error handling method from the drop-down list. The valid options are:

- **Process Valid Records** - The application processes all subcontract PO updates (header and line records) with no invalid rows on the input file. This is the default.
- **Process No Records** - The application will not process any input rows when it encounters errors.

Do Not Produce an ASCII Error File

Select this check box to suppress producing an ASCII Error file. If you clear this check box, the application creates a file listing all errors encountered.

Default Employee

Enter, or click  to select, the default employee ID. A default employee can be used for status updates when no employee ID is provided in the input file record.

Performance Analysis

All the fields in this group box are non-editable.

Start Load

This field displays the date and time the loading process started.

End Load/Start Validation

This field displays the date and time the loading process ended and the validation process began.

End Validation/Start Print

This field displays the date and time the validation process ended and the error report started to print.

End Print

This field displays the date and time the error report stopped printing.


Total Records Loaded

This field displays the total records read by the application.


Total Error

This field displays the total number of records found with errors during the process.

Process Subcontract PO Status

Click  drop-down and select **Update Subcontract PO Status** to read the Input File, validate the data, and insert or update the Subcontract PO Status Update tables. See the Processing Details section for further information. A batch mode option is also available.

Process and print the report

Click  drop-down and select **Print/Import Subcontract PO Status** to read the Input File, validate the data, insert and update the Subcontract PO Status Update tables, and print the error report, if applicable. A batch mode option is also available.

Print Default Report

Click  and select **Import Subcontract PO Status Updates Error Report** to print the report.

The file contains all input rows that are in error. You can correct this error file, rename it, and reprocess it until all rows pass. The program inserts the time into the TIMESTAMP field at the end of each record, indicating the most recent instance in which the file was created. A batch mode option is also available.

PREREQUISITE FILES

PROCESSING DETAILS

DETAILED TABLE SPECIFICATIONS

ERROR MESSAGES

▶ [Table Information](#)

The Import Subcontract PO Status Updates screen makes use of the table W_FUNC_PARM_CATLG.

PREREQUISITE FILES

The following custom files and stored procedures files must be accessible to run the Import Subcontract PO Status Updates:

CSTPOINT.EXE	Costpoint executable
CPPMGRSV.EXE	Costpoint Process Server executable
AOPSCST.EXE	Subcontract PO Status Update Preprocessor application executable
AOPSCST.ORA	Oracle stored procedures for the Subcontract PO Status Update Preprocessor
AOPSCST.MSS	SQL Server stored procedures for the Subcontract PO Status Update Preprocessor

The program deletes the input file after processing.

Each Update Header input file record must have at least one Update Line input file record. Similarly, an Update Line input file record must have an associated Update Header input file record. Update Line records do not need to physically follow their corresponding Update Header input file record. A single header row is sufficient for multiple PO line rows associated with the same PO. This application uses the Status Update ID, PO, and Warehouse to determine which line records belong to which header record. Every row must end with a carriage return and a line feed.

If you are using a fixed-length Input file, you must fill every position in the file with the appropriate number of either characters or spaces for a given column before entering data in the next column. It is not necessary to zero fill numbers; you can use spaces to maintain the proper format. Numeric fields should be right justified; character fields should be left justified. Once you have entered the last character of meaningful data for the input file, you do not have to fill the remaining column lines with spaces.


For example, if the Subcontract PO Status Update Header Record Format's maximum line length (i.e., the entire input file) is a total of 51 characters and the last character of meaningful data is in position 38, you do not need to add the remaining 13 spaces. If the PO ID (beginning at position 33 on the input file) is only seven characters long, you must include the PO ID plus three additional spaces before entering the Progress Payment Request in position number 43.

Error File

The Error file is a suspense file that contains records that were not processed from the Input File due to errors. It has the same name as the Input File but with an .ERR extension. The error file should be in the same directory path as the input file. The error file is named "SCMMDDYY.ERR", where "MMDDYY" is the date on which the process was run. If that file already exists, the new errors will be appended to the file.

If you select the **Do Not Produce an ASCII Error File** check box before processing, the program will not create an error file.

The layout of the Error File is the same as the layout of the Input File. After you select the **Process Input File** or

Process and print the report under the  on toolbar, the application generates an error report if there is at least one set of header/line records with an error or warning message. If you select the **Process Valid Records** in the Error Handling group box before executing the upload process, the program will process input file sets without errors and will not process sets with errors. If you select the **Process No Records**, the program will process no rows if there is any error. In any case, records with warnings (not errors) will be processed. Even if you run the process without a trial run (and you select the **Process Valid Records**), the application processes all input file header/line sets that have no errors.

PROCESSING DETAILS

Status Update ID

In order to assign the Status Update ID, the process first looks for the ID in the input file. If a Status Update ID exists on the Update Header input file, the application uses it in the update transaction. If the Status Update ID does not exist on the input file, the process follows the auto-assign logic.

For inventory users, auto-assign increments the last PO Receipt transaction in the WHSE_LAST_TRANS table for the corresponding Warehouse (Assign LAST_INVT_TRN_ID + 1 for S_INVT_TRN_TYPE = R). It also updates the WHSE_LAST_TRANS table with the new last number. If the Warehouse is not set up with a valid Last Trans ID for PO Receipts, the application will generate an error. For non-inventory users, the application will assign RECV_SETTINGS.LAST_RECPT_ID + 1, and update that column with the new last receipt number.

Progress Payment Request

The Progress Payment Request is a number referencing the request for payment made by the subcontractor for work done against the subcontract PO, and can be entered via the input file. Use the value entered in the input file, if available. Otherwise, the system automatically assigns a default progress payment request number for each subcontract PO, starting with "1" and incrementing by "1" for each subsequent progress payment. The default for subsequent progress payment requests is the maximum number plus "1". If the highest number permissible (999) has already been used, the system cannot increment further, and all subsequent progress payments must come from the input file. If it is not in the input file, the system displays an error.

Multicurrency

All amount fields in the input file are assumed to be in the PO transactional currency (which may or may not be the same as the functional currency). During processing, the system calculates the corresponding value in terms of the functional currency using exchange rate information from the associated Purchase Order (e.g., the Transaction Currency, Rate Group, and Rate Date), which defaults into the Status Update header (RECPT_HDR) from the Purchase Order (PO_HDR). Data is stored in both currencies. Subsequent calculations are performed separately for each currency.

Amounts

All status update completion amounts and percentages entered via the input file are cumulative for the PO line (from inception to date). Such values exist for the individual status update transaction and also the total value for the PO line. For example, if the first status update transaction has a **Completed Work Amt** of **\$100**, and the second status update transaction for the same PO line has a **Completed Work Amt** of **\$130**, the total **Completed Work Amt** for that PO line is **\$130** (not **\$230**). These values are stored in the PO Line (PO_LN) table:

- Requested Work Amt (TRN_RQSTD_AMT, RQSTD_AMT)
- Completed Work Amt (TRN_COMPLT_AMT, COMPLT_AMT)
- Completed Work Retention Amt (TRN_COMPLT_RET_AMT, COMPLT_RET_AMT)
- Stored Materials Amt (TRN_STORED_AMT, STORED_AMT)
- Stored Materials Retention Amt (TRN_STORED_RET_AMT, STORED_RET_AMT)

Incremental amounts are system-calculated, and indicate the changes due to individual updates (i.e., the difference between the values from the new update and the previous update). For example, in the scenario mentioned earlier, the **Incremental Completed Work Amt** would be **\$100** for the first status update, and **\$30** for the second update. These values are stored in the Receipt Line (RECPT_LN) table:

- Incremental Requested Work Amt (TRN_INC_RQSTD_AMT, INC_RQSTD_AMT)
- Incremental Completed Work Amt (TRN_INC_COMPLT_AMT, INC_COMPLT_AMT)
- Incremental Completed Work Retention Amt (TRN_INC_CP_RET_AMT, INC_CP_RET_AMT)
- Incremental Stored Materials Amt (TRN_INC_STORED_AMT, INC_STORED_AMT)
- Incremental Stored Materials Retention Amt (TRN_INC_ST_RET_AMT, INC_ST_RET_AMT)

Process Validations

PO Header

You can perform subcontract PO completion status updates only for POs with a status of **O** (Open) or **S** (System closed). The system displays a warning message if the input file subcontract PO has a header status of **S**. If the

subcontract PO has a header status of **C** (Closed), **V** (Void), or **P** (Pending), the system generates an error message.

PO Line

You can apply status updates only to PO lines with a status of **O** (Open) or **S** (System closed). The program generates an error if a subcontract PO line has a status of **P** (Pending), **V** (Void), or **C** (Closed).

Status Updates

Add - Status updates: You can insert new updates if no previous status update records exist for the subcontract PO, or if a previous status update exists but vouchers have been created against it. If the subcontract PO has an existing status update record that has not yet been vouchered, you cannot perform new status updates against it, and the system generates an error message if you try. This condition is indicated by the Receipt Header Voucher Key (RECPT_HDR.VCHR_KEY) for the corresponding status update, which is populated with the value from Voucher Header (VCHR_HDR) table that was generated in the Costpoint Create Subcontract PO Voucher application. If no vouchers have been created, the value of this field is null, and new status updates are allowed for that PO.

Change - Status updates: You can update previously entered status update transactions depending upon whether or not a PO voucher has been generated against them. If the Receipt Header Voucher Key (RECPT_HDR.VCHR_KEY) is null (that is, no PO voucher has been generated against the transaction), you can make changes, and the system generates a warning. Otherwise, an error is generated and no changes are allowed.

Delete - Status Updates: You cannot delete existing status update transactions, regardless of whether or not any PO vouchers have been generated against them.

When checking against existing Receipt Header rows for previously saved status updates for any subcontract PO, the application looks for the combination of Purchase Order ID (PO_ID), Receipt ID (RECPT_ID), and/or Progress Payment Request Number (DRAW_RQST_NO). If the input file has a PO/Status Update ID, or a PO/Progress Payment Number, or a PO/Status Update ID/Progress Payment Request Number combination, the program looks at the corresponding row in the Receipt Header for a matching PO ID and Receipt ID and/or Progress Payment Request Number. If there is a match, the new transaction is an **update**, subject to conditions explained earlier. If there is no match, the new transaction is an **insert**, subject to conditions explained earlier.

Completion Work Amt and Stored Materials Amt

If the subcontract PO line order amount is zero, the Completed Work Amt or Completed Work Retention Amt cannot be greater than zero.

The Completed Work Retention Amt and Stored Materials Retention Amt cannot be greater than the Completed Work Amt and Stored Materials Amt, respectively, for the PO line.

The sum of the Completed Work Amt and Stored Materials Amt cannot exceed the PO line amount.

Percent Complete & Completed Work Amt

If the Percent Complete is in the input file and the Completed Work Amt is not, the system calculates the value of the Completed Work Amt using the Percent Complete provided in the input file. If the input file contains both the Percent Complete and Completed Work Amt, the program ignores the Percent Complete column in the input file and calculates the Percent Complete using the Completed Work Amt to keep the two columns synchronized. If neither is in the input file, the program does not change these columns.

Completed Work Retention Pct/Amt

If the Completed Work Retention Pct is in the input file and the Completed Work Retention Amt is not, the system calculates the value of Completed Work Retention Amt using the Completed Work Retention Pct provided in the input file. If the input file contains both the Completed Work Retention Pct and the Completed Work Retention Amt, the program ignores the Completed Work Retention Pct column in the input file and calculates the Completed Work Retention Pct using the Completed Work Retention Amt in order to keep the two columns synchronized. If neither is in the input file, the system calculates the Completed Work Retention Amt using the Completed Work Amt (it uses the updated value, if available; otherwise, it uses the existing value) and existing Completed Work Retention Pct for the PO line.

Stored Materials Retention Pct/Amt

If the Stored Materials Retention Pct is in the input file and the Stored Materials Retention Amt is not, the system calculates the value of Stored Materials Retention Amt using the Stored Materials Retention Pct provided in the input file. If the input file contains both the Stored Materials Retention Pct and Stored Materials Retention Amt, the program ignores the Stored Materials Retention Pct column in the input file and calculates the Stored Materials Retention Pct using the Stored Materials Retention Amt to keep the two columns synchronized. If neither is in the input file, the system calculates the Stored Materials Retention Amt using the Stored Materials Amt (it uses the updated value, if available; otherwise, it uses the existing value) and existing Stored Materials Retention Pct for the PO line.

Negative PO Line Extended Amount

In order to enable status updates for subcontract PO lines with negative extended amounts (entered as correction lines, for example), there are additional process validations. For such negative PO lines, the values for columns are as follows:

- The Requested Work Amt (PO_LN.TRN_RQSTD_AMT, RQSTD_AMT) is equal to zero.
- The Percent Complete (PO_LN.COMPLT_PCT) is synchronized with the Completed Work Amt, if that field is modified.
- You can update the Completed Work Amt (PO_LN.TRN_COMPLT_AMT, COMPLT_AMT) with negative amounts to withhold partial or total payable amounts resulting from the negative order line. The value cannot be less than the PO line extended amount (negative).
- The Stored Materials Amt (PO_LN. TRN_STORED_AMT, STORED_AMT) is equal to zero.
- The Completed Work Retention Pct (PO_LN. COMPLT_RET_PCT) is equal to zero.
- The Completed Work Retention Amt (PO_LN.TRN_COMPLT_RET_AMT, COMPLT_RET_AMT) is equal to zero.
- The Stored Materials Retention Pct (PO_LN.STORED_RET_PCT) is equal to zero.
- The Stored Materials Retention Amt (PO_LN.TRN_STORED_RET_AMT, STORED_RET_AMT) is equal to zero.

Status (Subcontract PO Line/Header)

If the status update transaction line modifies the PO line so that the Stored Materials Amount is zero and the Completed Work Amount minus the Completed Work Retention Amt equals the Subcontract Order Amount, the process changes the status of the PO line to **S** (System closed). If such change results in all lines of the PO having a status of **S**, or **C**, or **V**, it changes the status of the PO header to **S** (System Closed).

If you modify a status update transaction line and either of the above conditions is no longer true, the process changes the status of the PO line to **O** (Open) (warning message generated), if it was previously **S** (System closed). If the PO header was previously **S** (System closed), it changes to **O** (Open). You cannot modify PO lines with a status of **C** (Closed).

Input/Error File Layout

Import Subcontract PO Status Updates Header Record Format

Column Name	Costpoint Table/Column	Number of Characters	Start/End Position	Character Type	Format	Required
Record Type	N/A	2	1 - 2	Character	(H)	Y
Status Update ID	RECPT_HDR.RECPT_ID	10	3 - 12	Character		N
Warehouse	RECPT_HDR.WHSE_ID	8	13 - 20	Character		N
Status Update Date	RECPT_HDR.RECPT_DT	10	21 - 30	Date	MM-DD-YYYY	N
Employee	RECPT_HDR.MATL_HANDLER_EMPL_ID	12	31 - 42	Character		N
PO ID	RECPT_HDR.PO_ID	10	43 - 52	Character		Y
Progress Payment Request	RECPT_HDR.DRAW_RQST_NO	3	53 - 55	Number	999	N

Prime Contract Period	RECPT_HDR.PRIME_CONTRACT_PD	6	56 - 61	Character		N
-----------------------	-----------------------------	---	---------	-----------	--	---

Import Subcontract PO Status Updates Line Record Format

Column Name	Costpoint Table/Column	Number of Characters	Start/End Position	Character Type	Format	Required
Record Type	N/A	2	1 - 2	Character	(L)	Y
Status Update ID	RECPT_HDR.RECPT_ID (used to assign RECPT_KEY for RECPT_LN)	10	3 - 12	Character		N
Warehouse	RECPT_LN.WHSE_ID	8	13 - 20	Character		N
PO ID	RECPT_LN.PO_ID (used to link to subcontract PO and PO Line)	10	21 - 30	Character		Y
PO Line No	PO_LN.PO_LN_NO (used to get PO_LN_KEY for RECPT_LN)	5	31 - 35	Number		Y
Total Requested Work Amt	PO_LN.RQSTD_AMT and PO_LN.TRN_RQSTD_AMT	14	36 - 49	Number/Decimal (14,2)	999999999999.99	Y
Total Percent Complete	PO_LN.COMPLT_PCT	6	50 - 55	Number/Decimal (6,4)	9.9999	N
Total Completed Work Amt	PO_LN.COMPLT_AMT and PO_LN.TRN_COMPLT_AMT	14	56 - 69	Number/Decimal (14,2)	999999999999.99	N
Total Completed Work Retention Pct	PO_LN.COMPLT_RET_PCT	6	70 - 75	Number		N
Total Completed Work Retention Amt	PO_LN.COMPLT_RET_AMT and PO_LN.TRN_COMPLT_RET_AMT	14	76 - 89	Number/Decimal (14,2)	999999999999.99	N
Total Stored Materials Amt	PO_LN.STORED_AMT and PO_LN.TRN_STORED_AMT	14	90 - 103	Number/Decimal (14,2)	999999999999.99	N
Total Stored Materials Retention Pct	PO_LN.STORED_RET_PCT	6	104 - 109	Number		N

IMPORT SUBCONTRACT PO STATUS UPDATES

Total Stored Materials Retention Amt	PO_LN.STORED_RET_AMT and PO_LN.TRN_STORED_RET_AMT	14	110 - 123	Number/ Decimal (14,2)	999999999999.99	N
--	--	----	-----------	------------------------------	-----------------	---

DETAILED TABLE SPECIFICATIONS

This section defines the data element in each table to be loaded or updated by the preprocessor.

Receipt Header (RECPT_HDR)

Column Name	Costpoint Column Name	Source	Validations/Notes
Auto Issue Flag	AUTO_ISSUE_FL		N
Company ID	COMPANY_ID		Current user's company.
Default Receiving Location ID	DFLT_RECV_LOC_ID		Null
Default Rejection Location ID	DFLT_REJ_LOC_ID		Null
Progress Payment Number	DRAW_RQST_NO	From input file.	If you do not enter a value in the input file, the default maximum is PO_LN.DRAW_RQST_NO + 1.
Current Date/Time	ENTR_DTT		Current date and time.
Current User ID	ENTR_USER_ID		Current user's User ID.
Euro to Functional Rate	EUR_TO_FUNC_RT	PO_HDR.EUR_TO_FUNC_RT	
Employee	MATL_HNDLR_EMPL_ID	From input file.	If you do not enter a value in the input file, the default is the Default Employee from the Import Subcontract PO Status Updates screen. Employee status should be active and valid.
Current User ID	MODIFIED_BY		Current user's User ID.
Non-inventory Receiving Location Flag	NINVT_RECV_LOC_FLD		Space.
Offsite Receiver ID	OFFSITE_RECVR_ID		Space.

DETAILED TABLE SPECIFICATIONS

PO Change Order Number	PO_CHNG_ORD_NO	PO_HDR.PO_CHNG_ORD_NO	
Purchase Order ID	PO_ID	From input file.	
PO Release Number	PO_RLSE_NO	PO_HDR.PO_RLSE_NO	
Prime Contract Period	PRIME_CONTRACT_PD	From input file.	If not in input file, default to Null.
Packing Slip ID	PS_ID		Space
Rate Group ID	RATE_GRP_ID	PO_HDR.RATE_GRP_ID	Allow null value.
Receipt Comments Notes	RECPT_COMMENT_NT		Space.
Receipt Date	RECPT_DT	From input file.	Status Update Date
Receipt ID	RECPT_ID	From input file. Otherwise, auto-assign.	Status Update ID. If you do not enter a value in the input file, the system auto-assigns by incrementing the last PO Receipt transaction from WHSE_LAST_TRANS table for the corresponding Warehouse (Assign (LAST_INVT_TRN_ID + 1) for S_INVT_TRN_TYPE = R). If you do not use Costpoint Inventory, the system will auto-assign by incrementing the Last receipt ID in the Configure Receiving Settings screen in Costpoint Receiving (RECV_SETTINGS.LAST_RECPT_ID + 1).
Receipt Key	RECPT_KEY	System generated.	
Rowversion	ROWVERSION	Derive.	Initially 0 Increment by 1 if updated. Allow null value.
Traveler Type	S_TRVLR_TYPE		This is not used. Subcontract POs are not included in Receipt Travelers.
Current Date/Time	TIME_STAMP		Current date and time.

IMPORT SUBCONTRACT PO STATUS UPDATES

Total Receipt Amount	TOT_RECPT_AMT		Sum of PO_LN.RECVD_AMT for all PO lines.
Transaction Currency Code	TRN_CRNCY_CD	PO_HDR.TRN_CRNCY_CD	
Transaction Currency Date	TRN_CRNCY_DT	PO_HDR.TRN_CRNCY_DT	
Transaction Currency Freeze Rate Flag	TRN_FREEZE_RT_FL	PO_HDR.TRN_FREEZE_RT_FL	
Transaction to Euro Currency Rate	TRN_TO_EUR_RT	PO_HDR.TRN_TO_EUR_RT	
Transaction to Euro Currency Rate Flag	TRN_TO_EUR_RT_FL	PO_HDR.TRN_TO_EUR_RT_FL	
Total Receipt Amount	TRN_TOT_RECPT_AMT		Sum of PO_LN.TRN_RECVD_AMT for all PO lines. Value is in transaction currency.
Voucher Key	VCHR_KEY		Null
Warehouse ID	WHSE_ID	From input file.	If not in input file, default to Null.

Receipt Line (RECPT_LN)

Column Name	Costpoint Column Name	Source	Validations/Notes
Accepted Amount	ACCPT_AMT	PO_LN.ACCPTD_AMT	
Accepted Location ID	ACCPT_LOC_ID		Null
Accepted Quantity	ACCPT_QTY		0
Autocreate Fixed Assets Flag	FA_AUTOOCR_FL		N
Fiscal Year	FY_CD		Null

Incremental Completed Work Amount	INC_COMPLT_AMT	Calculate.	RECPT_LN.INC_COMPLT_AMT (this update) + [PO_LN.COMPLT_AMT (this update) - PO_LN.COMPLT_AMT (previous update)].
Incremental Completed Work Retention Amount	INC_CP_RET_AMT	Calculate.	RECPT_LN.INC_CP_RET_AMT (this update) + [PO_LN.COMPLT_RET_AMT (this update) - PO_LN.COMPLT_RET_AMT (previous update)]
Incremental Requested Work Amount	INC_RQSTD_AMT	Calculate.	RECPT_LN.INC_RQSTD_AMT (this update) + [PO_LN.RQSTD_AMT (this update) - PO_LN.RQSTD_AMT (previous update)].
Incremental Stored Work Amount	INC_STORED_AMT	Calculate.	RECPT_LN.INC_STORED_AMT (this update) + [PO_LN.STORED_AMT (this update) - PO_LN.STORED_AMT (previous update)].
Incremental Stored Retention Work Amount	INC_ST_RET_AMT	Calculate.	RECPT_LN.INC_ST_RET_AMT (this update) + [PO_LN.STORED_RET_AMT (this update) - PO_LN.STORED_RET_AMT (previous update)].
Inspected and Accepted Amount	INSP_ACCPT_AMT		0
Inspected and Accepted Quantity	INSP_ACCPT_QTY		0
Inventory Abbreviation Code	INVT_ABBRV_CD		Null
Item ID	ITEM_ID	PO_LN.ITEM_ID	
Item Key	ITEM_KEY	PO_LN.ITEM_KEY	
Item Revision ID	ITEM_RVSN_ID	PO_LN.ITEM_RVSN_ID	
Modified By	MODIFIED_BY		Current User ID
Materials Requirement	MRB_AMT		0

IMPORT SUBCONTRACT PO STATUS UPDATES

Board Amount			
Materials Requirement Board Quantity	MRB_QTY		0
Non-inventory Receiving Location	NINVT_RECV_LOC_FLD		0
Period	PD_NO		Null
Purchase Order Desired Date	PO_DESIREDT	PO_LN.DESIREDT	Same as PO_LN.DUE_DT.
PO Due Date	PO_DUE_DT	PO_LN.DUE_DT	
Purchase Order ID	PO_ID	PO_LN.PO_ID	
Purchase Order Line Key	PO_LN_KEY	PO_LN.PO_LN_KEY	
PO Original Due Date	PO_ORIG_DUE_DT	PO_LN.PO_ORIG_DUE_DT	Same as PO_LN.DUE_DT.
PO Release Number	PO_RLSE_NO	PO_LN.PO_RLSE_NO	
Posted Amount	PSTD_AMT		0
Posted Quantity	PSTD_QTY		0
Receipt Key	RECPT_KEY	RECPT_HDR.RECPT_KEY	RECPT_HDR
Receipt Line Description	RECPT_LN_DESC	PO_LN.PO_LN_DESC	
Received Amount	RECV_AMT	PO_LN.RECVD_AMT	
Receiving Location ID	RECV_LOC_ID		Null
Received Quantity	RECV_QTY		0

Receiving Unit of Measure Code	RECV_UM_CD		Null
Rejected Amount	REJ_AMT		0
Reject but Credit Amount	REJ_CR_AMT		0
Reject but Credit Quantity	REJ_CR_QTY		0
Rejection Location ID	REJ_LOC_ID		Null
Reject but Pay Amount	REJ_PAY_AMT		0
Reject but Pay Quantity	REJ_PAY_QTY		0
Rejected Quantity	REJ_QTY		0
Reject but Repair Amount	REJ_REP_AMT		0
Reject but Repair Quantity	REJ_REP_QTY		0
RMA Number	RMA_NO_ID		Space
Rowversion	ROWVERSION	Derived from system.	Initially 0. Increment by 1 if updated.
Reason Code	RSN_CD		Null
Subperiod	SUB_PD_NO		Null
	S_OP_REJ_DISPND_CD		Null
Rejection Disposition Code	S_REJ_DISPND_CD		Null
Where Used Code	S_RSN_WH_USED_CD		Null

IMPORT SUBCONTRACT PO STATUS UPDATES

Current Date/Time	TIME_STAMP		Current Date/Time
Accepted Amount	TRN_ACCPT_AMT	PO_LN.TRN_ACCPTD_AMT	
Incremental Completed Work Amount	TRN_INC_COMPLT_AMT	Calculate.	RECPT_LN.TRN_INC_COMPLT_AMT (this update) + [PO_LN.TRN_COMPLT_AMT (this update) - PO_LN.TRN_COMPLT_AMT (previous update)].
Incremental Completed Work Retention Amount	TRN_INC_CP_RET_AMT	Calculate.	RECPT_LN.TRN_INC_CP_RET_AMT (this update) + [PO_LN.TRN_COMPLT_RET_AMT (this update) - PO_LN.TRN_COMPLT_RET_AMT (previous update)].
Incremental Requested Work Amount	TRN_INC_RQSTD_AMT	Calculate.	RECPT_LN.TRN_INC_RQSTD_AMT (this update) + [PO_LN.TRN_RQSTD_AMT (this update) - PO_LN.TRN_RQSTD_AMT (previous update)].
Incremental Stored Work Amount	TRN_INC_STORED_AMT	Calculate.	RECPT_LN.TRN_INC_STORED_AMT (this update) + [PO_LN.TRN_STORED_AMT (this update) - PO_LN.TRN_STORED_AMT (previous update)].
Incremental Stored Retention Work Amount	TRN_INC_ST_RET_AMT	Calculate.	RECPT_LN.TRN_INC_ST_RET_AMT (this update) + [PO_LN.TRN_STORED_RET_AMT (this update) - PO_LN.TRN_STORED_RET_AMT (previous update)].
Inspected and Accepted Amount	TRN_INSP_ACCPT_AMT		0
Materials Requirement Board Amount	TRN_MRB_AMT		0
Posted Amount	TRN_PSTD_AMT		0
Received Amount	TRN_RECV_AMT	PO_LN.TRN_RECVD_AMT	
Rejected Amount	TRN_REJ_AMT		0

DETAILED TABLE SPECIFICATIONS

Reject but Credit Amount	TRN_REJ_CR_AMT		0
Reject but Pay Amount	TRN_REJ_PAY_AMT		0
Reject but Replace Amount	TRN_REJ_REP_AMT		0
Voucher Amount	TRN_VCHR_AMT		Initially 0 .
Traveler Printed Flag	TRVLR_PRNTD_FL		N
User Revision	USER_RVSN_FLD		Space
Voucher Amount	VCHR_AMT		Initially 0 .
Voucher Quantity	VCHR_QTY		0
Warehouse ID	WHSE_ID	From input file.	If not in input file, default to Null.

PO Line (PO_LN)

Column Name	Costpoint Column Name	Source	Validations/Notes
Accepted Amount	ACCPTD_AMT	Calculate.	COMPLT_AMT + STORED_AMT
Accepted Quantity	ACCPTD_QTY		No change.
Approval Date	APPRVL_DT		No change.
Approval User ID	APPRVL_USER_ID		No change.
Auto Voucher Flag	AUTO_VCHR_FL		No change.
Award Quote ID	AWARD_QT_ID		No change.
Bill Cycle	BILL_CYCLE_CD		No change.

IMPORT SUBCONTRACT PO STATUS UPDATES

Bill Cycle Payment Amount	BILL_CYCLE_PAY_AMT		No change.
Blanket Balance Amount	BLKT_BAL_AMT		No change.
Blanket PO Line Key	BLKT_PO_LN_KEY		No change.
Blanket PO Release Number	BLKT_PO_RLSE_NO		No change.
BOM Configuration ID	BOM_CONFIG_ID		No change.
Certificate of Conformance Flag	CERT_OF_CNFRM_FL		No change.
CIS Withholding Flag	CIS_WH_FL		No change.
Client Line Item Number	CLIN_ID		No change.
Commodity Code	COMM_CD		No change.
Completed Amount	COMPLT_AMT	Converted.	TRN_COMPLT_AMT * Exchange Rate
Cpm	COMPLT_PCT		The calculation is Completed Work Amt / Subcontract Order Amt, using new values from input file, if available. If new values are not available, the program will use existing PO line values. If value is zero, will default from Input File (Percent Complete). Otherwise, no change.
Completed Work Retention Amount	COMPLT_RET_AMT	Converted.	TRN_COMPLT_RET_AMT * Exchange Rate
Completed Work Retention Percent	COMPLT_RET_PCT		The calculation is Completed Work Retention Amt / Completed Work Amt, using updated values, if

DETAILED TABLE SPECIFICATIONS

			available. If updated values are not available, the program will use existing PO line values. If value is zero, will default from Input File (Completed Work Retention Pct). Otherwise, no change.
Deliver To	DEL_TO_FLD		No change.
Desired Date	DESIRED_DT		No change.
Discount Percent	DISC_PCT_RT		No change.
Drop Shipment Flag	DROP_SHIP_FL		No change.
Due Date	DUE_DT		No change.
Gross Unit Cost Amount	GROSS_UNIT_CST_AMT		No change.
Industry Classification Code	IND_CLASS_CD		No change.
Inventory Abbreviation Code	INVT_ABBRV_CD		No change.
Issue Flag	ISSUE_FL		No change.
Item ID	ITEM_ID		No change.
Item Key	ITEM_KEY		No change.
Item Revision	ITEM_RVSN_ID		No change.
Last Vouchered Date	LAST_VCHRD_DT		No change.
Leadtime Days	LT_DAYS_NO		No change.
Manufacturer ID	MANUF_ID		No change.
Manufacturer Part ID	MANUF_PART_ID		No change.

IMPORT SUBCONTRACT PO STATUS UPDATES

Manufacturer Part Revision ID	MANUF_PART_RVSN_ID		No change.
Military Spec ID	MIL_SPEC_ID		No change.
Minimum Quantity	MIN_QTY		No change.
Miscellaneous Line Charge Type	MISC_LN_CHG_TYPE		No change.
Current User	MODIFIED_BY		Current user's User ID.
Net Unit Cost Amount	NET_UNIT_CST_AMT		No change.
NSN ID	NSN_ID		No change.
Operation ID	OP_ID		No change.
Order Reference	ORDER_REF_ID		No change.
Order Reference Line Key	ORDER_REF_LN_KEY		No change.
Order Reference Line Number	ORDER_REF_LN_NO		No change.
Order Reference Release	ORDER_REF_RLSE_NO		No change.
Order Date	ORD_DT		No change.
Order Quantity	ORD_QTY		No change.
Original Due Date	ORIG_DUE_DT		No change.
Overshipment Allowed	OVRSHIP_ALLOW_FL		No change.
Period of Performance End Date	PERF_END_DT		No change.

DETAILED TABLE SPECIFICATIONS

Period of Performance Start Date	PERF_START_DT		No change.
Planner ID	PLANNER_ID		No change.
PO ID	PO_ID		No change.
PO Line Charge Amount	PO_LN_CHG_AMT		No change.
PO Line Charge Tax Amount	PO_LN_CHG_TAX_AMT		No change.
PO Line Close Date	PO_LN_CLOSE_DT		No change.
PO Line Description	PO_LN_DESC		No change.
PO Line Expedited Notes	PO_LN_EXPDT_NOTES		No change.
PO Line Extended Amount	PO_LN_EXT_AMT		No change.
PO Line Internal Notes	PO_LN_INT_NOTES		No change.
PO Line Key	PO_LN_KEY		No change.
PO Line Number	PO_LN_NO		No change.
PO Line Total Amount	PO_LN_TOT_AMT		No change.
PO Line Unit of Measure Code	PO_LN_UM_CD		No change.
	PO_RLSE_NO		No change.
Procurement Type	PROCURE_TYPE_CD		No change.
Posted Amount	PSTD_AMT		No change.

IMPORT SUBCONTRACT PO STATUS UPDATES

Posted Quantity	PSTD_QTY		No change.
QC Required Flag	QC_REQD_FL		No change.
Recovery Amount	RECOVERY_AMT		No change.
Recovery Percent	RECOVERY_RT		No change.
Receipt Tolerance Percentage Rate	RECPT_TOL_PCT_RT		No change.
Received Amount	RECVD_AMT		Equal to PO_LN.ACCPTD_AMT.
Received Quantity	RECVD_QTY		No change.
Rejected but Credit Amount	REJ_CR_AMT		No change.
Rejected but Credit Quantity	REJ_CR_QTY		No change.
Rejected but Pay Amount	REJ_PAY_AMT		No change.
Rejected but Pay Quantity	REJ_PAY_QTY		No change.
Rejected but Repair Amount	REJ_REP_AMT		No change.
Rejected but Repair Quantity	REJ_REP_QTY		No change.
Rowversion	ROWVERSION		Last Rowversion + 1. Allow null value.
Requested Amount	RQSTD_AMT	Converted.	TRN_RQSTD_AMT * Exchange Rate
Requisition ID	RQ_ID		No change.
Requisition Line Key	RQ_LN_KEY		No change.

DETAILED TABLE SPECIFICATIONS

Sales Tax Amount	SALES_TAX_AMT		No change.
Sales Tax Rate	SALES_TAX_RT		No change.
Ship ID	SHIP_ID		No change.
Ship Via	SHIP_VIA_FLD		No change.
Sales Order Line	SO_LN_COMP_KEY		No change.
Source Inspection Flag	SRCE_INSP_FL		No change.
Stored Material Amount	STORED_AMT	Converted.	TRN_STORED_AMT * Exchange Rate
Stored Material Retention Amount	STORED_RET_AMT	Converted.	TRN_STORED_RET_AMT * Exchange Rate
Stored Material Retention Percent	STORED_RET_PCT		The calculation is Stored Materials Retention Amt / Stored Materials Amt, using updated values, if available. If updated values are not available, the program will use existing PO line values. If value is zero, default from Input File (Stored Materials Retention Pct). Otherwise, no change.
Subline Number	SUBLINE_NO		No change.
Small Business Classification Code	S_CL_SM_BUS_CD		No change.
Line Status Type	S_LN_STATUS_TYPE		If the status update transaction line creates a condition for the PO line whereby Stored Materials Amount is zero AND (Completed Work Amount – Completed Work Retention Amt = Subcontract Order

IMPORT SUBCONTRACT PO STATUS UPDATES

			<p>Amount), change the status of the PO line to System Closed ("S").</p> <p>If you change a status update transaction line and either of the above conditions is no longer true, change the status of the PO line to Open ("O") (warning message generated), if it was previously System Closed ("S").</p> <p>You cannot change PO lines with a status of Closed ("C").</p>
Match Code	S_MATCH_CD		No change.
Match Option Code	S_MATCH_OPT_CD		No change.
Sales Order Cost Type	S_OE_CST_TYPE_CD		No change.
Order Reference Type	S_ORD_REF_TYPE_CD		No change.
PO Commitment Type	S_PO_COMMIT_TYPE		No change.
PO Line Type	S_PO_LN_TYPE		No change.
Purchase Agreement Code	S_PURCH_AGRMT_CD		No change.
Taxable Flag	TAXABLE_FL		No change.
Current Date/Time	TIME_STAMP		Current date and time.
Total Released Amount	TOT_RLSED_AMT		No change.
Total Released Quantity	TOT_RLSED_QTY		No change.
Accepted Amount	TRN_ACCPTD_AMT	Calculate.	TRN_COMPLT_AMT + TRN_STORED_AMT. Value is in transaction currency.

DETAILED TABLE SPECIFICATIONS

Billing Cycle Amount	TRN_BILL_CYCLE_AMT		No change.
Blanket Balance Amount	TRN_BLKT_BAL_AMT		No change.
Completed Amount	TRN_COMPLT_AMT	From Input File.	If no value is in the input file, the calculation will be Percent Complete * Subcontract Order Amt, using updated values, if available. If updated values are not available, the program will use existing PO line values. Value is in transaction currency.
Completed Work Retention Amount	TRN_COMPLT_RET_AMT	From Input File.	If no value is in the input file, the calculation will be Completed Work Amt * Completed Work Retention Pct, using updated values, if available. If updated values are not available, the program will use existing PO line values. Value is in transaction currency.
Gross Unit Cost Amount	TRN_GR_UN_CST_AMT		No change.
Line Charge Amount	TRN_LN_CHG_AMT		No change.
Line Charge Tax Amount	TRN_LN_CHG_TAX_AMT		No change.
Net Unit Cost Amount	TRN_NET_UN_CST_AMT		No change.
PO Line Extended Amount	TRN_PO_LN_EXT_AMT		No change.
PO Line Total Amount	TRN_PO_LN_TOT_AMT		No change.
Posted Amount	TRN_PSTD_AMT		No change.
Recovery Amount	TRN_RECOVERY_AMT		No change.

IMPORT SUBCONTRACT PO STATUS UPDATES

Received Amount	TRN_RECVD_AMT	PO_LN.TRN_ACCPTD_AMT.	
Rejected but Credit Amount	TRN_REJ_CR_AMT		No change.
Rejected but Pay Amount	TRN_REJ_PAY_AMT		No change.
Rejected but Repair Amount	TRN_REJ_REP_AMT		No change.
Requested Amount	TRN_RQSTD_AMT	From Input File.	If not in input file, no change. Value in Transaction Currency.
Sales Tax Amount	TRN_SALES_TAX_AMT		No change.
Stored Amount	TRN_STORED_AMT	From Input File.	If value is not in the input file, no change. Value is in transaction currency.
Stored Materials Retention Amount	TRN_STORED_RET_AMT	From Input File.	If no value is in the input file, the calculation will be Stored Material Amt * Stored Materials Retention Pct, using updated values, if available. If updated values are not available, the program will use existing PO line values. Value is in transaction currency.
Total Released Amount	TRN_TOT_RLSED_AMT		No change.
Vouchered Amount	TRN_VCHRD_AMT		No change.
User Revision	USER_RVSN_FLD		No change.
Vouchered Amount	VCHRD_AMT		No change.
Vouchered Quantity	VCHRD_QTY		No change.
Voucher Received Flag	VCHR_RCV_FL		No change.

Vendor Part ID	VEND_PART_ID		No change.
Vendor Part Revision ID	VEND_PART_RVSN_ID		No change.
Warehouse ID	WHSE_ID		No change.

PO Header (PO_HDR)

Column Name	Costpoint Column Name	Source	Validations/ Notes
PO Status Type	S_PO_STATUS_TYPE		<p>If changes in the status of the PO lines results in all lines of the PO having a status of S, or C or V, change the status of the PO header to S (System Closed).</p> <p>If the user modifies a status update transaction line which changes the status of the PO line from S (System Closed) to O (Open), if the PO header was previously S, change it to O.</p>

ERROR MESSAGES

Both Input Files

Column(s)	Error Message	Error Condition
All Required Fields	The XXXXXXXXXXXX field must be entered.	Not supplied in input file.
Record Type	Input File Line Type must be H or L	Not H or L .

Subcontract PO Status Update Header Input File

Column(s)	Error Message	Error Condition
Update Header	At least one Update Line Input record must be entered for each Header Input record.	No row exists in input file with Record Type = L for matching PO_ID/Status Update ID/Warehouse combination.
Status Update ID	Status Update ID is required. It is not supplied in the input file and the system is unable to auto-assign it.	If no value is in the input file and the system is not set up for Auto-Assign for PO Receipt transaction for the corresponding warehouse. This is the WHSE/WHSE_LAST_TRANS for your company if you are using Inventory. If you are not using Inventory, this is the RECV_SETTINGS.LAST_RECPT_ID for your company.
Warehouse	This is not a valid warehouse ID.	Not null, and Warehouse does not exist (WHSE for your company).
Employee	This XXX does not exist or is inactive.	Invalid or inactive Employee (EMPL for your company).
PO ID	This is not a valid subcontract PO.	PO ID does not exist in PO_HDR, or it exists but PO Type is not S (PO_HDR for your company).
PO ID	This PO header row occurs multiple times for the same PO in the input file.	Input file has multiple rows with same PO_ID.
PO ID	Status updates cannot be made to subcontract POs with a header status of "V"	PO Header Status is V (Void) or P (Pending) (PO_HDR for your company).

	(Void) or "P" (Pending).	
PO ID	This subcontract PO has a status of Closed.	Subcontract PO Header Status is C (Closed) (PO_HDR for your company).
PO ID	Warning: This subcontract PO has a status of System Closed.	Subcontract PO Header Status is S (System closed) (PO_HDR for your company).
Progress Payment Request	The maximum Progress Payment Request number of 999 has already been used for this subcontract PO. The system is unable to automatically default in the next draw request number.	Not in input file, and a row already exists in RECPT_HDR (for your company) with the maximum DRAW_RQST_NO = 999 for matching PO_ID (for your company).
	Subcontract PO voucher has been created against this Status Update ID and/or Progress Payment Request Number for this Subcontract PO. No modifications are allowed.	Subcontract PO voucher has already been created for a status update matching the input file combination of PO ID, Status Update ID, and/or Progress Payment Request Number [RECPT_HDR.VCHR_KEY is not null for RECPT_HDR row with matching {(PO_ID) + (RECPT_ID and/or DRAW_RQST_ID)}, for your company].
	Warning: A Subcontract PO Status Update already exists with this Status Update ID and/or Progress Payment Request Number for this Subcontract PO, but a voucher has not yet been created against it. Existing status update values will be replaced upon processing.	Subcontract PO voucher has NOT been created for a status update matching the input file combination of PO ID, Status Update ID, and/or Progress Payment Request Number [RECPT_HDR.VCHR_KEY is not null for RECPT_HDR row with matching {(PO_ID) + (RECPT_ID and/or DRAW_RQST_ID)}, for your company].
	All existing status update transactions for this subcontract PO must be vouchered before a	If there is no status update record for the input file combination of PO ID, Status Update ID, and/or Progress Payment Request Number, and there are Subcontract PO Status Updates (for matching PO) that

IMPORT SUBCONTRACT PO STATUS UPDATES

	new one can be created.	have NOT been vouchered [Input file combination of {(PO_ID) + (RECPT_ID and/or DRAW_RQST_ID)}, does not exist in RECPT_HDR, and RECPT_HDR.VCHR_KEY is NULL for any RECPT_HDR row with matching PO_ID (for your company)].
Status Update ID	This Receipt ID already exists for a different PO/Progress Payment combination.	If the input file has a PO/Status Update ID/Progress Payment Request Number combination, and a row already exists in RECPT_HDR (for your company) with RECPT_ID equal to Status Update ID in input file, but for different PO_ID/DRAW_RQST_NO.

Subcontract PO Status Update Line Input File

Column(s)	Error Message	Error Condition
Update Line	Every Line Input record must have an associated Update Header Input record.	No row exists in input file with Record Type = H for matching PO_ID/Status Update ID/Warehouse combination.
PO Line	Status updates cannot be made to subcontract POs with a line status of "C" (Closed), "V" (Void) or "P" (Pending).	PO Line Status is C (Closed), V (Void), or P (Pending) in associated PO (for your company).
PO Line	This PO line does not exist in the associated PO.	PO line number does not exist for the PO (for your company) on the input file row.
PO Line	This PO line occurs multiple times for the same PO in the input file.	Input file has multiple rows with same PO line number for same PO_ID (for your company).
Requested Work Amt	This amount cannot be negative.	Value < 0 .

Requested Work Amt	Warning: Requested Work Amount submitted by the subcontractor is different from the sum of Completed Work Amount and Stored Materials Amount.	Requested Work Amt (PO_LN.TRN_RQSTD_AMT) is not equal to Completed Work Amt + Stored Materials Amt (PO_LN.TRN_COMPLT_AMT + TRN_STORED_AMT) for PO associated with your company.
Percent Complete	Should be 0-100 %	Value not 0 - 100 .
Completed Work Amt	This amount cannot be negative when the Subcontract PO line Order Amount is positive.	Value < 0 , and Subcontract PO line Order Amount > 0 (for PO associated with your company).
Completed Work Amt (PO_LN.TRN_COMPLT_AMT, PO_LN.TRN_PO_LN_EXT_AMT)	This amount must be zero when the Subcontract PO line Order Amount is zero.	Value <> 0 , and Subcontract PO line Order Amount is equal to zero (for PO associated with your company).
Completed Work Retention Pct	Should be 0-100 %	Value not 0 - 100 .
Completed Work Retention Amt	This amount cannot be negative.	Value < 0 .
Completed Work Retention Amt	This amount must be zero when the Subcontract PO line Order Amount is zero.	Value <> 0 , and Subcontract PO line Order Amount is equal to zero (for PO associated with your company).
Completed Work Retention Amt (PO_LN.TRN_COMPLT_RET_AMT, PO_LN.TRN_COMPLT_AMT)	Completed Work Retention Amount cannot be greater than the Completed Work Amount for the PO line.	For the PO line, Completed Work Retention Amt entered is greater than Completed Work Amt (for PO associated with your company). Applicable only when Subcontract PO line Order Amount > 0 .

IMPORT SUBCONTRACT PO STATUS UPDATES

Stored Materials Amt	This amount cannot be negative.	Value < 0 .
Stored Materials Retention Pct	Should be 0-100 %	Value not 0 - 100 .
Stored Materials Retention Amt	This amount cannot be negative.	Value < 0
Stored Materials Retention Amt (PO_LN.TRN_STORED_RET_AMT, PO_LN.TRN_STORED_AMT)	Stored Materials Retention Amount cannot be greater than the Stored Materials Amount for the PO line.	For the PO line, Stored Materials Retention Amt entered is greater than Stored Materials Amt (for PO associated with your company). Applicable only when Subcontract PO line Order Amount > 0 "
RECPT_HDR.VCHR_KEY	All existing status update transactions for this subcontract PO must be vouchered before a new one can be created.	Subcontract PO has an existing status update transaction that has not yet been vouchered (RECPT_HDR.VCHR_KEY=Null) for PO associated with your company.
PO_LN.TRN_COMPLT_AMT, PO_LN.TRN_STORED_AMT, PO_LN.TRN_PO_LN_EXT_AMT	Sum of Completed Work Amt and Stored Materials Amt for the line cannot exceed the PO line amt.	(Completed Work Amt + Stored Materials Amt) > PO Line Amt (for PO associated with your company). Applicable only when Subcontract PO line Order Amount > 0 .
PO_LN.TRN_COMPLT_AMT, PO_LN.TRN_STORED_AMT, PO_LN.TRN_COMPLT_RET_AMT, PO_LN.TRN_STORED_RET_AMT, PO_LN.TRN_VCHRD_AMT	Warning: This update will make the PO line amount that is eligible for voucher to be negative.	Value of (Total Completed Work Amt + Total Stored Materials Amt - Completed Work Retention Amt - Stored Materials Retention Amt - Previously Vouchered Amt) is negative for PO associated with your company. Applicable only when Subcontract PO line Order Amount > 0 .
PO_LN.TRN_COMPLT_AMT, PO_LN.TRN_STORED_AMT, PO_LN.TRN_COMPLT_RET_AMT, PO_LN.TRN_STORED_RET_AMT, PO_LN.TRN_VCHRD_AMT	Warning: The PO line amount that is eligible for voucher is positive.	Value of [(Completed Work Amount + Stored Materials Amount - Completed Work Retention Amount - Stored Materials Retention Amount) - (Previously Vouchered Extended Cost Amounts)] * [{1+(PO Line Sales Tax Rate) if Voucher

		<p>Settings Discount Tax Flag is "Y"}] is positive.</p> <p>Previously Vouchered Ext Cost Amt = (Sum of VCHR_LN.TRN_EXT_CST_AMT + VCHR_LN_HS.TRN_EXT_CST_AMT) for matching PO/line].</p>
PO_LN.S_LN_STATUS_TYPE, PO_LN.TRN_STORED_AMT, PO_LN.TRN_COMPLT_AMT, PO_LN.TRN_COMPLT_RET_AMT, PO_LN.TRN_PO_LN_EXT_AMT	<p>Warning: This PO line has a status of "S" (System closed). Modifications made will cause this PO line status to be changed to "O" (Open).</p>	<p>PO line status = S, and subcontract status update modifies amounts so that either (PO_LN.TRN_STORED_AMT is not equal to zero) or [(PO_LN.TRN_COMPLT_AMT - TRN_COMPLT_RET_AMT) is not equal to PO_LN.TRN_PO_LN_EXT_AMT]], (for PO associated with your company)</p>
Requested Work Amt	<p>This amount must be zero when the Subcontract PO line Order Amount is negative.</p>	<p>Value > 0, and Subcontract PO line Order Amount < 0 (for PO associated with your company).</p>
Completed Work Amt	<p>This amount cannot be positive when the Subcontract PO line Order Amount is negative.</p>	<p>Value > 0, and Subcontract PO line Order Amount < 0 (for PO associated with your company).</p>
Completed Work Amt	<p>Completed Work Amt (negative) for the line cannot be less than the PO line amt (negative).</p>	<p>Completed Work Amt (negative) < PO Line Amt (negative), and Subcontract PO line Order Amount < 0 (for PO associated with your company).</p>
Completed Work Retention Pct	<p>This value must be zero when the Subcontract PO line Order Amount is negative.</p>	<p>Value > 0, and Subcontract PO line Order Amount < 0 (for PO associated with your company).</p>
Completed Work Retention Amt	<p>This amount must be zero when the Subcontract PO line Order</p>	<p>Value > 0, and Subcontract PO line Order Amount < 0 (for PO associated with your company).</p>

IMPORT SUBCONTRACT PO STATUS UPDATES

	Amount is negative.	
Stored Materials Retention Pct	This value must be zero when the Subcontract PO line Order Amount is negative.	Value > 0 , and Subcontract PO line Order Amount < "0" (for PO associated with your company).
Stored Materials Amt	This amount must be zero when the Subcontract PO line Order Amount is negative.	Value > 0 , and Subcontract PO line Order Amount < 0 (for PO associated with your company).
Stored Materials Retention Amt	This amount must be zero when the Subcontract PO line Order Amount is negative.	Value > 0 , and Subcontract PO line Order Amount < 0 (for PO associated with your company).
Warehouse	This is not a valid warehouse ID.	Not null, and Warehouse does not exist (WHSE for your company).