




Deltek

Deltek Touch 3.7.1

App Release Notes

May 26, 2021



While Deltek has attempted to verify that the information in this document is accurate and complete, some typographical or technical errors may exist. The recipient of this document is solely responsible for all decisions relating to or use of the information provided herein.

The information contained in this publication is effective as of the publication date below and is subject to change without notice.

This publication contains proprietary information that is protected by copyright. All rights are reserved. No part of this document may be reproduced or transmitted in any form or by any means, electronic or mechanical, or translated into another language, without the prior written consent of Deltek, Inc.

This edition published May 2021.

© Deltek, Inc.

Deltek's software is also protected by copyright law and constitutes valuable confidential and proprietary information of Deltek, Inc. and its licensors. The Deltek software, and all related documentation, is provided for use only in accordance with the terms of the license agreement. Unauthorized reproduction or distribution of the program or any portion thereof could result in severe civil or criminal penalties.

All trademarks are the property of their respective owners.

Contents

Overview	1
Pre-Installation Information	2
Supported Versions	2
De-Supported Versions	2
Touch App Version 3.7.1	3
Software Issues Resolved	3
Known Issues	3
Touch App Version 3.7	5
Enhancements	5
Software Issues Resolved	8
Touch App Version 3.6.2	12
Software Issues Resolved	12
Touch App Version 3.6.1	13
Software Issues Resolved	13
Touch App Version 3.6	14
Enhancements	14
Software Issues Resolved	16
Touch App Version 3.5.2	18
Software Issues Resolved	18
Touch App Version 3.5.1	19
Enhancements	19
Software Issues Resolved	19
Touch App Version 3.5	21
Technical Considerations	21
Enhancements	22
Software Issues Resolved	24
Touch App Version 3.4.2	27
Software Issues Resolved	27
Touch App Version 3.4.1	29
Software Issues Resolved	29
Touch App Version 3.4	30
Technical Considerations	30
Enhancements	30

Software Issues Resolved	35
Touch App Version 3.3.....	39
Enhancements.....	39
Software Issues Resolved	40
Touch App Version 3.2.1.....	42
Software Issues Resolved	42
Touch App Version 3.2.....	43
Enhancements.....	43
Software Issues Resolved	45
Touch App Version 3.1.1.....	48
Software Issues Resolved	48
Touch App Version 3.1.....	49
Technical Considerations	49
Enhancements.....	49
Software Issues Resolved	50
Touch App Version 3.0.1.....	52
Software Issues Resolved	52
Touch App Version 3.0.....	53
Technical Considerations	53
Enhancements.....	53
Software Issues Resolved	55

Overview

Welcome to the Deltek Touch for Maconomy Release Notes.

These release notes contain a summary of the following for the Deltek Touch 3.7.1 release:

- Pre-Installation Information
- Software Issues Resolved
- Known Issues

In addition, a summary of enhancements and resolved software issues are available for preceding Deltek Touch versions.

Note: The official name of the application is *Deltek Touch for Maconomy*. This document only uses it at first mention. The succeeding instances of the application name display *Deltek Touch*. In addition, the application name in *Apple App Store* and *Google Play* displays *Deltek Touch for Maconomy*.

Pre-Installation Information

Before you begin the installation of Deltek Touch for Maconomy, it is important to understand the information discussed in this section.

- Deltek Touch consists of a Touch Server and an app. The Touch Server must be available as part of the Maconomy installation in order for users to use Touch.
- You can download the Touch app from the Apple App Store and Google Play.
- You must use the latest version of Maconomy, the Touch Server, and the Touch app to benefit from the full functionality in Touch. See the Touch section in the Deltek Maconomy Release Notes for a detailed description of the new Touch functionality.

Deltek recommends you upgrade to Maconomy 2.5.3 to obtain and utilize all Deltek Touch 3.7 features. On all other supported Maconomy versions, some features of the Touch app are hidden and may not be available.

Supported Versions

Deltek Touch supports the following versions:

- Android 9 (or higher) and iOS 13 (or higher)
- Maconomy 2.4 (or higher) and 2.5 (or higher)
- Touch Backend 2.3 and 3.1 (or higher)
- Windows Server 2012, 2012 R2, 2016, and 2019

De-Supported Versions

There are no de-supported versions for this release.

Attention: On older Maconomy versions (X1, 2.0, 2.1, 2.2, and 2.3), Deltek Touch is not supported. Although the Touch app is still available, Deltek no longer guarantees that the app can run properly. If you are using these Maconomy versions, Deltek recommends that you do not upgrade the app.

Note: To check your Deltek Touch version, tap  » **Settings** » **About** in the app.

Touch App Version 3.7.1

The Deltek Touch app version 3.7.1 is released on May 26, 2021, and supports mobile devices running on Android 9 (or higher) and iOS 13 (or higher).

Software Issues Resolved

Defect 1464017

Unable to Attach Receipts on REST

Previously, you cannot attach a receipt on the **Expense Sheet**, **Expense Sheet Line**, and **Purchase Order** screens, or when you use **Quick Capture**. This defect affected users of Maconomy 2.4.4 (and lower) with REST Touch. This error is corrected.

Defect 1470107

Incorrect Attachment Size Limit Error

In some cases, when you attach a large image on the **Expense Sheet** and **Expense Sheet Line** screens, or through **Quick Capture**, an incorrect and unrelated error message is displayed. The error message is replaced and corrected.

Defect 1461235

Loading Spinner Disappears When Attaching Receipts

Previously, when you take a photo of a receipt using **Quick Capture** and attempt to save the expense sheet information, the loading spinner disappears and the **Expense Sheet** or **Expense Sheet Line** screen does not display. This defect affected users with slow network connection. This error is corrected.

Known Issues

This section includes background information and possible workaround on high priority technical issues existing in Deltek Touch for the current release, which will be resolved in the future.

Defect 1320157

2FA Application Link Displays QR Screen on Android devices

When you log on to Deltek Touch using the 2FA authentication on your Android device, and tap the two-factor authentication application link, the QR screen displays instead of the Duo Mobile main screen.

This defect affects Deltek Touch for Maconomy Android users who are using the 2FA authentication method to log in.

As a workaround, manually obtain the passcode from the Duo Mobile application.

Defects 1381785, 1381786, 1381788

Biometric Authentication Issues on Android Devices

Face ID authentication is supported on some Android devices, however, an Android operating system issue prevents face ID from working on all these devices. You may encounter the following scenarios when logging on the application using face ID:

- If both fingerprint and face ID are registered on the device, only fingerprint ID works.
- If only face ID is registered on the device, only PIN authentication works.

- **Log in using Fingerprint/Face** displays on the **Login** and **Settings** screens, instead of either **Log in using Fingerprint**, or **Log in using Face**.

Face ID authentication successfully worked on Samsung Galaxy S9+. The following devices were tested, and have known face ID authentication issues:

- Samsung Galaxy A10
- Samsung Galaxy S8
- Xiaomi Redmi Note 7
- Xiaomi Mi 9 SE
- Pocophone F1

In some cases, you cannot setup or use face ID from the **Login** and **Settings** screens. However, you can still opt to use security PIN and fingerprint ID authentications to log on to Deltek Touch.

Defect 1443298

Unable to Save Description for New Daily Timesheets

When you create a new daily timesheet line, you can fill out all the fields and save the details with exception to the timesheet line description. This defect occurs on REST Touch and when long text is enabled in Maconomy.

As a workaround, save the daily timesheet line first and then edit to add the description.

Defect 1443974

Limited Photo Selection on iOS 14 Allows Full Gallery Access

One of the features of iOS 14 is the capability to restrict access to your device's entire photo gallery with the Select Photos functionality. You can select specific photos to appear on applications which utilize the images on your device. For example, when you enable and open Quick Capture with intelligent character recognition (ICR) on your iOS device to obtain photos of your expense receipts, a Photo Permissions dialog appears. The Touch app is only granted access to the photos you select. However, an iOS 14 issue allows full access to the gallery even if you select photos. As a workaround, create a custom photo gallery that contains all the photos you need for your expenses and open the folder when you are using Quick Capture.

Touch App Version 3.7

The Deltek Touch app version 3.7 is released on May 1, 2021, and supports mobile devices running on Android 9 (or higher) and iOS 13 (or higher).

Enhancements

Touch App Enhancements

The following enhancements are available when you upgrade to the Touch app version 3.7:

Improved Loading Spinner on Login

Deltek Tracking: 1400582

A new spinner message is added to the **Login**, **PIN** and **Biometrics** screen, and is displayed until you reach your default screen. The loading spinner indicates the log in request is processing. This enhancement is available in REST Touch with no additional setup needed.

Pull-to-Refresh List Screens

Deltek Tracking: 1380687

The pull-to-refresh functionality is introduced on the **Timesheet** screen in Touch 3.6, which allows you to manually refresh timesheet data at any time by pressing the top of the screen and pulling downward. You can now utilize this functionality on the **Expense Sheets**, **Mileage Sheets**, **Purchase Orders**, **Absence Requests**, and **Allowance Requests** screens. A time stamp displays at the bottom of the screen once you refresh. By default, this feature is available for all REST Touch users and does not require setup modifications.

Missing Receipt Error in Archives

Deltek Tracking: 1323873

You can attach a receipt to your expense reports by taking a photo of the receipt or selecting a photo of the receipt either from your device's gallery or the Archives folder. The Archives folder contains all the receipts you already attached to your expense sheet lines. Previously, when you tap **Pick from Archive** on the **Attach Receipt** screen prior to attaching any receipts to other expenses, "The record was not found." error message appears. The message erroneously indicated there is a receipt in the Archives folder but you cannot retrieve it. With this enhancement, the error message is changed to "There are no available receipts."

Minor Expenses UI Enhancements

Deltek Tracking: 1323873

Receipts are regularly attached to expense sheets. Previously, it is difficult to identify if a receipt is attached to an expense sheet line on the **Approvals** screen, and to view or edit the details of a receipt on the **Expense Sheet Line** screen. To address these concerns, a **Paperclip** icon and a **View Details** icon are added.

A **Paperclip** icon is now visible next to an expense sheet line with a receipt on the **Approvals** screen, whereas the **View Details** icon is added to the **Receipt** field in the **Expense Sheet Line** screen which allows you to view the attached receipt. In addition, the **Paperclip** icon on the expense sheet lines are now center aligned and positioned next to the expense value.

Quick Capture with ICR Enhancements

Deltek Tracking: 1400564, 1400544, 1392185

Quick Capture with intelligent character recognition (ICR) is introduced with the Touch app version 3.6 and Maconomy 2.5.2. The feature essentially made expense entry automation possible through capturing photos of your receipts and converting these to machine-readable data for your expense sheets. To further enhance the feature, application performance monitor (APM) logging and the capability to browse local and cloud files on iOS devices are now added functionalities with Touch 3.7.

APM Logging

APM logging is integral in monitoring user interface performance. By extending the feature to Quick Capture with ICR, you can track some of the most time-consuming tasks in Touch like the ICR scanning of receipts and the creation of expense sheets with newly attached receipts.

File Browsing on iOS Devices

If you are using Touch on an iOS device, you can now upload photos and PDF files either from your phone storage or iCloud. You can access and manage your files in real time and simply attach these to your expense sheets as needed. Photos with JPG, PNG, or BMP formats are allowed, and these are automatically converted to JPG when uploaded to the Touch server. On the **Quick Capture** screen, tap the **More** button on the upper right corner and tap **Browse**. When you select a photo or PDF file, the ICR process is initiated and some of the fields in your expense sheets may be automatically filled in. It is recommended to review the expense information before saving.

Customizable Actions in REST

Deltek Tracking: 1323885

Consultants can now tailor actions according to specific customer needs, which offers function and task flexibility in Deltek Touch. You can now modify an existing action, add a new action, and even combine actions on the action menu of all Touch screens, excluding Approvals. Customizing actions require Java extension, and in some cases, changing the Touch layouts.

Modify an Action

There are various default actions already available in Maconomy. However, if you want to tweak the functionality of a specific action, you can make modifications in Java extension with no additional changes needed in the Touch layouts. It is important to consider that any changes you make also impact the functionality of the action in the Workspace Client and iAccess.

Add a New Action

Consider creating a new action when there is no corresponding Maconomy action that matches the customer requirements or when there is a corresponding Maconomy action but you prefer the action to perform differently in Touch. Unlike modifying actions, you can specify if the action applies in the Workspace Client, iAccess, Touch, or all these applications. If you prefer to use the action in Touch, the Java extension must be on the container used in Touch and you must add the action in the Touch layout.

Combine Actions

There are some instances when the customer requires an action to have dual functionality. For example, the customer wants to be able to submit a timesheet and release it at the same time. You can either modify an existing action to have both functionalities or create a new action that includes both. You should combine actions using Java extension.

Note: For more information on changing Touch layouts to modify or add actions, see the [Customize Actions](#) section in the *Deltek Touch 3.7 for Maconomy 2.5.3 Layout Configuration Guide*.

Updated Calendar Widget in Daily Timesheets

Deltek Tracking: 1420186

When you are on the Daily submit mode setting, you can view your daily timesheets from the **Calendar** screen, which now features an updated calendar widget. You can swipe left on the calendar widget to view the next month or swipe right to navigate to the previous month. The swiping functionality works similarly to the single arrows on the calendar widget, but enables a smoother switch between months.

Maconomy Enhancements

Note: For more information about the Maconomy 2.5.3 enhancements, refer to the *Deltek for Maconomy 2.5.3 Enhancements Guide*.

The following enhancements are available when you upgrade to the Touch app version 3.7 and Maconomy 2.5.3:

Access Token for 2FA Enrollment

Deltek Tracking: 1351331, 1345228

Two-factor authentication (2FA) already offers access security by requiring users to provide two types of information, specifically their account credentials and a verification code, to confirm their identity prior to logging on to Deltek Touch. With Touch 3.7, users can also be required to provide an access token before 2FA enrollment for an added layer of account security. The **2FA Account Setup** screen is updated to support this enhancement.

On the **2FA Account Setup** screen, two new steps are added to the previously three-step 2FA app registration process. You no longer have to go through the **Enter Token** screen, and instead you can directly request for an access token on the **2FA Account Setup** screen. The token is sent to your registered email address and is valid for five minutes.

Note: For more information on logging in with 2FA, see the [Two-Factor Authentication \(2FA\)](#) section in the *Deltek Touch 3.7 for Maconomy 2.5.3 User Guide*. See the *Deltek Maconomy System Admin Guide* for more details on the 2FA implementation in Maconomy.

Detaching Receipts from Expenses

Deltek Tracking: 1323873

You can now remove receipts from an expense sheet line without deleting the document from the Archives folder through the new **Detach Receipt** action. This action is added to the action menu on the **Expense Sheet Line** screen. You can remove a receipt from submitted expense sheets if you have permission to make modifications.

Note: This functionality is available when you upgrade to the Touch app version 3.7 and Maconomy 2.5.3, or later versions. If you are using an earlier Maconomy version, you can customize the ExpenseSheetLineLayoutREST.I to include the **Detach Receipt** action. See the Detach a Receipt section in the *Deltek Touch 3.7 for Maconomy 2.5.3 Layout Configuration Guide*.

For more information on detaching receipts from your expense reports, see the Expense Sheet Procedures section in the *Deltek Touch 3.7 for Maconomy 2.5.3 User Guide*.

Customizing Receipt Image and PDF Settings

Deltek Tracking: 1400564, 1400540

One of the best ways you can optimize Quick Capture is by enabling the intelligent character recognition (ICR) functionality. With ICR you can easily retrieve expense information through taking photos of the receipts. You also have the option to combine receipts into a PDF and attach the file to your expenses. However, when you utilize this feature, it is common to obtain large photos, which consequently lead to a large PDF if combined. Uploading large files to the Maconomy server takes more time.

With this release, consultants can now modify the default image size and PDF quality settings according to the device through new server side configuration settings. Previously, the maximum image size is 1.5 MB and the PDF quality is 2.0 by default. Modifying the file settings allows users to save expense sheet information faster without compromising the readability function of ICR.

The following are the six new server settings you can modify:

- **ICRPictureMaxFileSizeAndroid**, **ICRAAllowStitchingAndroid**, and **ICRPDFQualityAndroid** – These settings are used for Android devices.
- **ICRPictureMaxFileSizeiOS**, **ICRAAllowStitchingiOS**, and **ICRPDFQualityiOS** – These settings are used for iOS devices.

ICRPictureMaxFileSizeAndroid and **ICRPictureMaxFileSizeiOS** are the new server settings which allow you to control the maximum file size of the receipts you capture. The default size of images captured using an Android device is 1 MB, whereas for an iOS device it is 1.5 MB. You can set the size as low as 200 or as high as 2.5 MB.

In addition, you can now enable or disable the stitching functionality, which allows users to combine two to four receipt images into a PDF. Update the **ICRAAllowStitchingAndroid** or **ICRAAllowStitchingiOS** setting to modify this functionality.

Finally, with the **ICRPDFQualityAndroid** and **ICRPDFQualityiOS** server settings you can control the quality of photos to be stitched into a PDF, which effectively reduces the PDF file size. The default quality is 1.5 for Android and iOS devices. You can standardize the quality from 1.0 to 5.0.

Note: This functionality is turned on by default, and requires Maconomy 2.5.3 (or later). When you upgrade your Maconomy version, review the values of your server settings. For more information, see the Server Side Configuration Settings section of the *Deltek Touch 3.7 for Maconomy 2.5.3 Installation Guide*.

Software Issues Resolved

Defect 1217142

Capability to Delete Check-in Information from Submitted Daily Timesheets

Previously, you can delete and modify check-in entries even after submitting your daily timesheets on the **Timesheet** screen. Deletions or modifications should not be possible after submission. This defect affected Workspace Client and REST Touch users. This error is corrected when you upgrade to Maconomy 2.5.3 (or higher).

Defect 1237982

Rejection Reason Appears on Approved Expenses

As an Approver, you are required to include an explanation for rejecting any filed requests. If you reject a request, reverse the rejection, and finally approve the request, the rejection reason should not display anywhere. However, when you approve previously rejected expenses, the expense sheet status changes to **Approved** but the rejection reason still appears on the submitter's side. This error is corrected when you upgrade to Maconomy 2.5.3 (or higher).

Defect 1256193

Loading Spinner Disappears When Attaching Receipts

Loading spinners are essential in determining the progress of an action you took within the application. For example, if you attach a receipt to your expense sheet and save your changes, a loading spinner displays to indicate the receipt is being uploaded to the Maconomy server and it should appear until the receipt is attached. Previously, when you attempt to attach a receipt, the loading spinner disappears and reappears in a matter of seconds without completing the action. If you repeatedly tap the **Done** button while waiting, you will also encounter an error that prohibits you from saving your changes. These errors are corrected.

Defect 1393413

Unable to Log in Using New Kerberos Setup

You can use the new Kerberos Single Sign-on (SSO) login module, and set up a multiple realm SSO in Maconomy.security.config. However, when you log on to Deltek Touch, error messages display and you cannot log in successfully. This defect affects Deltek Touch for Maconomy users who are using MScript or REST. This error is corrected.

Defect 1394864

Unable to Zoom in Attachments Horizontally

Previously, you can view attached images vertically to zoom in on the details but you cannot display the attachments horizontally on the **Expense Sheet**, **Purchase Order**, and **Approvals** screens. This defect affected Deltek Touch for Maconomy users on Android and iOS devices. This error is corrected.

Defect 1396875

Unable to View the Same Attachment Consecutively

Previously, you cannot view the same attachment in succession on the **Expense Sheet**, **Purchase Order**, and **Approvals** screens. For example, if you view the attachment of your first expense sheet line but return to the **Expense Sheet** screen, and try to tap the same attachment again, the attachment does not load properly. This defect affected Deltek Touch for Maconomy users on iOS devices. This error is corrected.

Defect 1403644

Unmodifiable Touch URL

When the Touch URL becomes invalid, previously you cannot return to the **Touch URL** screen to make modifications. This defect affected Deltek Touch for Maconomy users on Android and iOS devices. A new window now appears which prompts you to change the URL as needed. This error is corrected.

Defect 1414989

Missing Touch Icon on Login screens of iOS Devices

A new Touch icon was introduced in Touch 3.5 and was featured on the **Login** screen. When you upgrade to Touch 3.7 on an iOS device, an ellipsis displays instead of the Touch icon. This error is corrected.

Defect 1419062

Google Analytics Not Tracking Real Time Data

Previously, active screens are not tracked in real time on Google Analytics. The defect affected usage tracking on Deltek Touch 3.5 and higher. This error is corrected.

Defect 1428001

Okta Login Error on Android Devices

Previously, if your Deltek Touch login setup includes Okta credentials and a verification code is sent to your registered email, you also have to tap “Do not challenge me on this device for the next 7 days.” on the application before completing your authentication. Otherwise, you cannot log in again. This defect affected Deltek Touch for Maconomy users on Android devices. This error is corrected.

Defect 1434316

Timesheet Actions on REST Calls MScript Function

When you save a timesheet line or submit a timesheet on a system using the RESTful web service, the “getNotificationOverview” MScript operation is performed. This defect affected Deltek Touch for Maconomy users on REST. This error is corrected.

Defect 1438631

Disabled Touch APM Logging for Multitenant Systems

Previously, Touch APM logging for IIS with multitenant systems is disabled, which caused entries requests not to be logged. This error is corrected.

Defect 1442639

Unable to Calculate Distance for Mileage Sheets

Distance is not calculated when you previously enter addresses in the **From** and **To** fields on your mileage sheet lines. This error is corrected.

Defect 1443403

No Missing Receipt Error Message in Archives

One of the Touch 3.7 enhancements is the modification of an error message on the **Attach Receipt** screen, which appears when you attempt to select a photo of your expense receipt from an empty Archives folder. The updated error message previously did not display on the screen. This error is corrected.

Defect 1460761

Touch Login Error on iOS 14.5

Previously, when you upgrade your iOS device to iOS 14.5, you cannot log in successfully in Touch. You can enter your credentials on the **Login** screen and tap the **Login** button, but you cannot proceed to your default Touch screen. This error is corrected.

Defect 739573**Missing Week Calendar Prevents Logging In on REST**

If there is a missing week calendar and you try to log on the application, an error message displays. This defect affects Deltek Touch for Maconomy users who are using REST. This error is corrected.

Touch App Version 3.6.2

The Deltek Touch app version 3.6.2 is released on April 14, 2021, and supports mobile devices running on Android 9 (or higher) and iOS 13 (or higher).

Software Issues Resolved

Defect 1445570

Job Search Performance Issues

Previously, it takes time to search for existing jobs on all **Find Job** screens. In some instances, the search request times out and you are not able to obtain the information you need. This defect is caused by the missing Fields parameter on all job search requests and affected Touch 3.6 users. This error is corrected.

Touch App Version 3.6.1

The Deltek Touch app version 3.6.1 is released on March 24, 2021, and supports mobile devices running on Android 9 (or higher) and iOS 13 (or higher).

Software Issues Resolved

Defect 1432151

Touch URL Connection Error

Previously, when you enter the Touch URL on the **Server URL** screen and tap **Connect**, you cannot proceed with logging in. A “Container Request Failed” error displays and you are unable to connect to the application. This defect is caused by an empty Authorization header request and may occur depending on your IIS setup. This error is corrected.

Touch App Version 3.6

The Deltek Touch app version 3.6 is released on December 18, 2020, and supports mobile devices running on Android 9 (or higher) and iOS 13 (or higher).

Enhancements

Touch App Enhancements

The following enhancements are available when you upgrade to the Touch app version 3.6:

Android Face ID Authentication

Deltek Tracking: 1323883

Face recognition is now supported on some Android devices. However, due to an Android operating system issue, face recognition may not work on all Android devices. You can still opt to use a PIN code or fingerprint recognition to log on to Deltek Touch.

Note: For more information on biometric authentication, see the Security PIN and Biometric Authentications section in the *Deltek Touch 3.6 for Maconomy 2.5.2 User Guide*.

Pull Down to Refresh Timesheets

Deltek Tracking: 1323887

You can now pull down on the **Timesheet** screen to manually refresh timesheet data at any time. A time stamp of your last update appears at the bottom of the screen. This functionality is available for both daily and weekly timesheets, and does not require additional setup.

Default Keyboard Setting in Lowercase for Logins

Deltek Tracking: 1380512

The username is case-sensitive, and the default keyboard setting for the first letter is uppercase. With this release, the default is changed to lowercase on the **Login** screen for a smoother and more convenient log in.

Customizable Search Screens in REST

Deltek Tracking: 1323866

This enhancement adds support for customizable search screens for systems using the RESTful web service. By specifying restrictions to the search queries in the layouts, you can now control the records that Touch returns.

Note: For more information on adding restrictions to the layouts, see the Modify Search or Lookup Fields section in the *Deltek Touch 3.6 for Maconomy 2.5.2 Layout Configuration Guide*. The list of layouts to modify are also available in Appendix A of the same document.

Improved Popup Field Values

Deltek Tracking: 1323876

In some cases, a popup field displays the internal name of the selected value. With this release, all popup fields now show the correct external value.

Maconomy Enhancements

The following enhancements are available when you upgrade to the Touch app version 3.6 and Maconomy 2.5.2:

Note: For more information about the Maconomy 2.5.2 enhancements, refer to the *Deltek for Maconomy 2.5.2 Enhancements Guide*.

Support for Windows Server 2019

Deltek Tracking: 1380517

The Touch 3.6 Installer now supports installing Touch on Windows Server 2019.

Note: For more information, see the Microsoft IIS Web Server Configuration on Windows Server 2019 section in the *Deltek Touch 3.6 for Maconomy 2.5.2 Installation Guide*.

Expense Entry Automation With ICR

Deltek Tracking: 1063279

This feature optimizes the Quick Capture feature with intelligent character recognition (ICR). The ICR functionality allows you to scan receipts, and automatically fill in the details in your expense reports through advanced optical character recognition.

Note: This functionality is turned off by default, and is controlled through a new user. However, for the functionality to be available in the application, update the new server settings for ICR. When you upgrade your Maconomy version and to enable this functionality in the application, review the values of your server settings. For more information, see the Server Side Configuration Settings section of the *Deltek Touch 3.6 for Maconomy 2.5.2 Installation Guide*.

For more information on scanning receipts using Quick Capture, see the Quick Capture Procedures section in the *Deltek Touch 3.6 for Maconomy 2.5.2 User Guide*.

Enhanced Reloading of Timesheet Data

Deltek Tracking: 1323887

You can now enable the **Timesheet** screen to automatically retrieve the latest data upon opening the screen.

Note: This functionality is turned off by default, and is controlled through new user and server settings. When you upgrade your Maconomy version, review the values of your server settings. For more information, see the Server Side Configuration Settings section of the *Deltek Touch 3.6 for Maconomy 2.5.2 Installation Guide*.

Color Coded Time Balances

Deltek Tracking: 1380518

Color coding for time balances is updated to support the new check-in rule for employees in Maconomy. The balance is red when there is a difference between the checked-in and registered time.

Software Issues Resolved

Defect 917136

Resubmitting Timesheets Causes Resubmission Explanation Error

When you modify your timesheets and try to resubmit, a resubmission explanation is requested, which occurs repeatedly even after providing the information and previously prohibited you from resubmitting your timesheets. This error is corrected.

Defect 1112024

Expense Attachments Not Displaying Properly

Previously, attachments on the **Expense Sheet** screen do not display in full. The bottom section of attached images are missing. This defect affected Touch iOS and Android users. This error is corrected.

Defect 1267105

Password Reset Prevented When Password Expires Upon Logging In

Previously, you cannot proceed to the **Password Expired** screen when the password expired upon logging in using PIN or biometrics authentication on REST Touch. This error is corrected.

Defect 1308017

Overtime Types Display Internal Names

When a submitter selects an Overtime type on the **Timesheet** screen, and the type name includes a space, the Overtime type internal name displays on the timesheet. For example, if a "Not Paid" overtime type is selected, and the submitter exited and reentered the **Timesheet** screen, the display name changes to "not_paid". The same scenario previously occurred using an approver's account on the Approvals screen. This error is corrected.

Defect 1320212

Unable to View PDF on Draft Invoice and Job Quote Approvals

On the **Approvals** screen, users are unable to view attached PDF for draft invoices and job quotes. This defect affected Deltek Touch users who upgraded to Maconomy 2.5.1, and used the new approval functionality. This error is corrected.

Defect 1341444

Resetting Pin and Azure Password Expiration Revert Settings to Default

Previously, the user settings revert to default when you either update your preferences on the **Settings** screen prior to resetting your PIN then log in using your new PIN, or change your Azure password once it expires then log in using your new Azure password. These errors are corrected.

Defect 1363553**Long Receipt Name Prevents Returning to Previous Screens**

When you attach a receipt to an expense sheet, and the receipt name is long, you cannot tap the back arrow to return to previous screens. This error is corrected.

Defect 1372294**Missing Resubmission Explanation Dialog**

When you reopen a submitted timesheet to make modifications, you have to include a resubmission explanation, otherwise you cannot proceed. However, the Resubmission Explanation dialog does not appear. This error is corrected.

Defect 1373107**Nonfunctioning Done Button on the Add Job Screen**

When you add a job for your timesheets and save your changes, the **Done** button on the **Add Job** screen does not work. Instead of navigating back to the **Timesheet** screen, the **Add Job** screen is still displayed. This error is corrected.

Defect 1378696**Currency, Date, and Time Picker Issue on iPhone 12**

The Currency, Date, and Time pickers across several Delttek Touch screens on the iPhone 12, iPhone 12 Pro and iPhone Pro Max are not shown in full. You cannot previously open the pickers or select any value. These errors are corrected.

Defect 1381509**Daily Submit Mode and Maconomy Long Text Prevent Timesheet Line Creation**

Previously, you cannot successfully create a new timesheet line on the **Timesheet** screen when you are on the Daily submit mode, and if long text is enabled in Maconomy. This error is corrected.

Touch App Version 3.5.2

The Deltek Touch app version 3.5.2 is released on September 25, 2020, and supports mobile devices running on Android 8 (or higher) and iOS 12 (or higher).

Software Issues Resolved

Defect 1358375

Android Users Unable to Log in Using Touch App 3.5.1 on Older Touch Servers

When you have the Touch server version 2.2 (or older) and upgrade to the Touch app version 3.5.1 on your Android device, you will be unable to log in. You can tap your PIN on the first and the confirmation **PIN** screens, but cannot log in to Touch or proceed to the default screen. This log in issue is corrected.

Note: Deltek recommends that you upgrade to the latest supported version.

Touch App Version 3.5.1

The Deltek Touch app version 3.5.1 is released on September 18, 2020, and supports mobile devices running on Android 8 (or higher) and iOS 12 (or higher).

Enhancements

Touch App Enhancements

The following enhancements are available when you upgrade to the Touch app version 3.5.1:

Support for Android 11

Deltek Tracking: 1334922

Touch has been updated to support Android 11.

Support for iOS 14

Deltek Tracking: 1334908

Touch has been updated to support the upcoming major release of the iOS mobile operating system (version 14).

Software Issues Resolved

Defect 1327869

Single Realm MScript Domain Setup Empties Domain Name Field on the Login Screen

When the MScript domain system is set up to use a single realm, the **Domain Name** field on the **Login** screen is not automatically filled in, and instead retains the default empty value. This error is corrected.

Defect 1325689

Error Message Displays When Reselecting a Job on the Find Job and Timesheet Screens

When you reselect a job in the **Find Job** screen after navigating back from the **Add Job** screen, a data integrity related error message displays. The same error appears when other actions are selected on the **Timesheet** screen. This error is corrected.

Defect 1325299

Canada Region or Language Setup Causes Incorrect Day Label on the Timesheet Line Screen

When you set up your device to use Canada as a region or a language, the day displayed on the **Add Job** or **Timesheet Line** edit screens is incorrect. Instead of displaying the current day, the screen displays the previous day. This error is corrected.

Defect 1325314

Screen View Scrolling Error Occurs When Using the Time Picker Selection on the Timesheet Registration Screen

When there are multiple registered timesheet lines on the **Timesheet Registration** screen, and you scroll down to select an entry at the bottom and submit values through the time picker, the screen view scrolls

back to the top timesheet line. The scroll functionality works differently in REST and MScript Timesheet screens. This error is corrected in REST Touch.

The scroll functionality in REST Touch on the **Timesheet** screen works as follows:

- When adding or updating timesheet lines, the screen view scrolls minimally but the recently added or edited line is on the top of the list.
- When deleting or updating timesheet lines from a long list, and the line to be deleted or edited is in the middle of the list, the screen view scrolls minimally. The previously edited line is on the top of the list.

Defect 1329276

Arabic Language Setup Causes Login Error

Previously, when you set up your device to use Arabic language, you cannot log in successfully, and proceed to the Touch authentication screen. This error is corrected.

Defect 1332394

Error Displays When Saving Expense Sheet Lines Created Using Quick Capture

When expense sheet headers and lines are created using Quick Capture, an error message displays once an expense sheet line is saved by selecting a task with an activity enabling "Select Via Vendor". This error is corrected.

Touch App Version 3.5

The Deltek Touch app version 3.5 is released on July 10, 2020, and supports mobile devices running on Android 8 (or higher) and iOS 12 (or higher).

Technical Considerations

The following are technical considerations for the Touch app version 3.5:

Changes in Settings

If you only update the app on your mobile device, there are no changes to your Settings.

However, if your company also updated Maconomy to version 2.5.1 (or later), when you use the app for the first time (after the Maconomy upgrade), some of your settings are reset to the default values. You can manually restore your settings, and these will be retained.

The System Administrator should pay special attention to the Touch settings when upgrading to Maconomy 2.5.1 (or later). There is a considerable number of new server settings in DeltekTouch.I, which are added to improve control over the settings users see in the app. In addition, some server settings are removed, or replaced by new settings.

As part of the Maconomy upgrade process, ensure that all the server settings (in DeltekTouch.I) have the desired values. These server settings will be pushed to all users when they connect to the updated Maconomy version for the first time. Once users start changing the **Settings** screen, it might not be possible to push, and set new values in DeltekTouch.I.

Attention: For more information, see the [Advanced User Setting Control](#) enhancement in this document.

Changes in Approvals

If you only update the app on your mobile device, there are no changes to Approvals in the app.

However, if your company also updated Maconomy to version 2.5.1 (or later), the approval workflow changes.

Attention: For more information, see the [Enhanced Approval Workflow](#) enhancement in this document.

Overtime Control

If you have Touch extensions with overtime on timesheets, update your extensions to take into account the **OvertimeType** field as part of the standard timesheet layouts when the **Exclude Overtime from Balance** field is enabled on the employee. This functionality requires Maconomy 2.5.1 (or later).

Attention: For more information, see the [Overtime Control in Timesheets](#) enhancement in this document.

MScript Touch

If you only update the app on your mobile device, there are no changes in the app.

If you upgrade to Maconomy 2.5.1, Deltek recommends you use REST for all functionalities in Touch. If for some reason you would like to use MScript Touch, you will need to install Maconomy 2.5.1 C.U. 1, otherwise MScript Touch will become unresponsive after 5 minutes of inactivity.

Enhancements

Touch App Enhancements

The following enhancement is available when you upgrade to the Touch app version 3.5:

Improved Touch Icon

Deltek Tracking: 1254965, 1281699

This feature introduces changes to the Touch icon for Apple and Android.

- *For iOS:* The Touch icon color is updated in the Apple App store, and on the device home in compliance with new Apple regulations.



- *For Android:* A new Touch icon is available in Google Play, and on the device home and splash screens.



Maconomy Enhancements

The following enhancements are available when you upgrade to the Touch app version 3.5 and Maconomy 2.5.1 or 2.4.7:

Support for Okta Authentication

Deltek Tracking: 1269153

This feature introduces Okta authentication for Touch. This functionality is disabled by default.

Attention: For more information, see the *Touch with Okta Setup* section of the *Deltek Touch for Maconomy Installation Guide*.

Enhanced Approval Workflow

Deltek Tracking: 1221991

The Approval functionality is now supported in REST, wherein the process is similar to MScript approvals with a few key differences. To make it more user-friendly, the approval items are grouped differently, and

swiping lines to access approval actions is possible. For faster approvals, we have removed all approval screens which were showing list of jobs (previously these were available in line approval flows).

This functionality is enabled by default.

Attention: This functionality requires Maconomy 2.5.1 (or later).

For information on how to disable this functionality, see the [UseRESTforApprovals](#) in the [Deltek Touch 3.5 for Maconomy 2.5.1 Installation Guide](#).

For more information on the differences between the previous and new approval workflow, see the [Deltek Touch 3.5 for Maconomy 2.5.1 MScript and REST Web Services Comparison Guide](#).

Advanced User Setting Control

Deltek Tracking: 896547

This feature enhances control for user settings on the **Settings** screen. You now have the option to globally select which settings you would like to make available for the users, modify the default value for the setting that is shown, and define whether the end user can edit the setting. This control is achieved through new server settings.

Attention: This functionality requires Maconomy 2.5.1 (or later). When you upgrade your Maconomy version, review the values of your new server settings.

For more information, see the [Server Side Configuration Settings](#) and [What's New](#) sections of the [Deltek Touch 3.5 for Maconomy 2.5.1 Installation Guide](#).

In addition, the **Settings** screen has been updated with a new section called **Timesheet** that now contains the **Submit Mode** and **Registration Unit** fields as well as the **Use Week Numbers** and **Keep on timesheet as default** toggle switches, which were included in the **General** section in the previous version.

Attention: For more information, see the [Settings](#) section of the [Deltek Touch for Maconomy User Guide](#).

Application Performance Monitor in REST

Deltek Tracking: 1047134

Touch now supports the Application Performance Monitor (APM) in REST, which creates performance log entries. This feature allows you to monitor, and investigate network, and user interface performance.

In Maconomy 2.5, the APM functionality is enabled by default. APM creates the `MaconomyMonitor.log` file, which contains log in attempts and other performance activities. With Touch 3.5, the network time and the time spent for task completion are logged for Maconomy REST requests. PIN, biometrics, Maconomy login, and domain login are the only authentications supported by this functionality.

This functionality is disabled by default.

Attention: For more information on how to turn on this logging, see the [Appendix C: Logging Capability](#) section of the [Deltek Touch for Maconomy Installation Guide](#).

SSL Certificate Check Capability

Deltek Tracking: 1212688

Touch now allows you to validate SSL certificate fingerprints against predefined strings for a more secure performance. You can enable this feature with Touch 3.5 and later versions when you add the SSL certificate fingerprint for your Touch URL into the configuration.ini file on the Touch server. This functionality is disabled by default.

When you log in from the **Touch URL** screen, the SSL certificate check is prompted, and is verified once upon authentication in each session. Prior to certificate expiration, you can include the expired, and new SSL certificate fingerprints in the configuration.ini file on the Touch server in order for you to continually use the feature.

Attention: For more information, see the [Set Up HTTPS and Certificate and Protocols](#) section of the [Deltek Touch for Maconomy Installation Guide](#).

SIEM / Security Enhancements

Deltek Tracking: 1212811

In Maconomy 2.5.1 (or later), a new client field is added to APM to ensure the framework is SIEM-compliant. Touch sets this field on all its Maconomy requests.

New URLs for Touch Mobile

Deltek Tracking: 1219194

Tapping the link in the email message, which your administrator sends you, now directs you to a page that displays one link or two separate links, depending on your mobile operating system.

- *For iOS:* When you tap the first link, it directs you to the mobile application in the Apple App Store, allowing you to download it into your device. When you tap the second link, the **Touch Server URL** field in the downloaded application is automatically populated.
- *For Android:* When you tap the link, it either automatically populates the **Touch Server URL** field (if the application is already installed) or directs you to download the application from Google Play (if the application is not yet installed).

Overtime Control in Timesheets

Deltek Tracking: 11302347

In Maconomy 2.5.1 (or later), the **Overtime** field is available in the **Timesheet** screen. To support this functionality, statistics values are expanded to include Regular, Fixed, Balance, and Overtime. The overtime field and statistics are available in all time registration and approval screens. You can activate this feature when you enable the **Exclude Overtime from Balance** field on the employee.

Software Issues Resolved

Defect 1238146

Exchange Rate in Expense Sheets are Rounded Off

When you previously entered exchange rates with more than four decimal values in the Expense Sheets workspace in the Workspace Client, and you opened the same expense sheet in Touch, only the first two

decimals are retained. If you apply changes to the expense sheet in Touch, the original exchange rate in the Workspace Client is recalculated to carry only two decimals. This error is corrected.

Defect 858702

Cannot Select Job Favorites with a Forward Slash

On the **Expense Sheets** screen, an error message previously appeared when you select a job favorite labeled with a forward slash. This defect affects Delttek Touch for Maconomy users who are using REST. This error is corrected.

Defect 942863

Inconsistent Values in the Approval Counter and Actual Count of Items for Approval

In some cases, the value displaying in the approval counter does not match the actual number of items in the approval list. This inconsistency happens when you reopen a timesheet but do not submit. The Timesheet header previously displayed as ready for approval in several areas in Touch, and the Workspace Client. This defect affects Delttek Touch for Maconomy users who have approval rights. This error is corrected.

Defect 1247927

Reinstalling Touch App Retains User Data in Android Devices

When you previously cleared the data and cache in the Touch app for select Android devices prior to uninstalling and reinstalling Touch, key user information are retained. The URL, login credentials, PIN and biometric authentication, and user settings are not scrubbed from the device. This error is corrected.

Defect 1120109

Tax Field Incorrectly Translated on the Expense Sheet Line Screen

The Norwegian translation of the **Tax** field is incorrect on the **Expense Sheet Line** screen. This error is corrected.

Defect 1173105

Expired Maconomy Password and PIN Authentication Reset Cause Azure Login Error

When the Maconomy password expires while the Azure user is logged in the Touch app, error messages previously appear. The Azure user is unable to access the Touch screens, and is required to change the expired Maconomy password. Once directed to the PIN login screen, and the PIN is reset, the domain login fields are shown instead of the Azure login. This error is corrected.

Defect 1295280

Rejected Timesheet Line Status Not Updated

On the **Timesheets** screen, rejected timesheet lines previously retained the Submitted timesheet header status. This defect affects Delttek Touch 3.5. This error is corrected.

Defect 1313958

Incorrect Error Message Displayed for Invalid Province Value in the Expense Sheet Screen

When an invalid input value is added on the **Province** field in the **Expense Sheet** screen, the error message "Division {province} does not exist" previously displayed. This was related to the app using the wrong Maconomy dictionary. This error is corrected.

Defect 1316157

Incorrect Placement of Line Status in Several Screens

The line status in the Expense, Mileage, and Purchase Order screens appears on the second column instead of the first column. This error is corrected.

Touch App Version 3.4.2

The Deltek Touch app version 3.4.2 is released on May 18, 2020, and supports mobile devices running on Android 7 (or higher) and iOS 12 (or higher).

Software Issues Resolved

Defect 1244114

Google Analytics Blocked in Touch Android Due to SSL

Touch requires all communication to operate with an SSL certificate. Previously, the Google Analytics is blocked in the Touch Android version 3.5 due to a clear text call. This error is corrected.

Defect 1246598

Limited Vendor Search Results Display on the Purchase Order Screen

When previously searching for vendors using the **Search** field on the **Purchase Order** screen, only the first 30 records appear in the search results. The **More...** button also does not display additional vendor records. The issues were reported in the Touch app 3.3 and later versions. These errors are corrected.

Defect 1247219

User Settings are Nonfunctional on Your Next Log In

The user settings are nonfunctional in the Touch app versions 3.4 and 3.4.1 when you toggle on the **Use Week Numbers** button on the **Settings** screen, log off, and log in using biometric authentication. The settings are either toggled off or blank on your next log in. This error is corrected.

Defect 1261548

Error on First Log In Attempt When Toggling the Domain Login off and Using Maconomy Credentials

On the **Login** screen of the Touch app version 3.4.1, an error message appears when you toggle the domain login off, and you log in using Maconomy credentials instead of the domain credentials. You cannot proceed to biometric authentication or the **PIN** screen, but can log in on your second attempt. This error is corrected.

Defect 1261558

Error on Your Next Log In Using Biometric Authentication

When you previously log in the Touch app version 3.4.1 using Maconomy credentials instead of the domain credentials, and biometric authentication twice, the "Domain Login Failed" error message appears. On your next log in, you cannot proceed to the **Timesheet** screen. This error is corrected.

Defect 1261584

Error on First Log in Attempt Using Maconomy Credentials in Touch While the Workspace Client Is Set up to Use the Domain Login

In the Workspace Client you can set up different authentications including the domain login, which you can use to log in automatically through your network. You can also set up the authentications in Touch, however, you can override the initial setup. When the Workspace Client is set up to use the domain login while Touch is set up to use the Maconomy credentials, an error message previously appears on the first login attempt in Touch using the Maconomy credentials. This error is corrected.

Defect 1265066**Error When Logging in Using OneLogin Credentials**

On the **Login** screen of the Touch app version 3.4.1, the “Domain Login Failed” error message previously appears when you toggle the OneLogin on, and log in using the OneLogin credentials. This error is corrected.

Defect 1284802**Daily Timesheet Screen Not Displaying Properly After Navigating From the Summary Screen**

When previously navigating from the Daily Timesheet to the **Summary** screen then back, the **Daily Timesheet** screen does not initially display. Only after navigating a second time from the Summary to the **Daily Timesheet** screen will the latter display properly. This error is corrected.

Defect 1286040**Blank Date Field on the Timesheet Line Approvals Screen**

Previously, the **Date** field is blank under certain circumstances when you select, and view a pending timesheet line on the **Timesheet Line Approvals** screen. This error is corrected.

Touch App Version 3.4.1

The Deltek Touch app version 3.4.1 is released on January 22, 2019, and supports mobile devices running on Android 7 (or higher) and iOS 12 (or higher).

Software Issues Resolved

Defect 1144092

Receipt Names with Special Characters Not Displaying Properly in REST

If you attached a receipt to a new or an existing expense sheet and you tried to use any special character (for example, in Swedish or Chinese) in the **Receipt Name** field, Touch and/or Workspace Client would not display the receipt name properly.

This defect affected all Deltek Touch for Maconomy users who were using REST Web services.

As a workaround, do not use special characters in the receipt name. This fix requires that you update your Touch application to version 3.4.1 (or higher). It also requires Maconomy 2.4.6 or higher.

Defect 1227241

No Rejection Remark in Workspace Client for a Rejected Vendor Invoice in Touch

If you tapped **Reject** and entered a rejection remark on the **Vendor Invoice** screen in Touch, the said rejection remark would not display in the corresponding **Remarks** column for the vendor invoice in the Approval Objects workspace in Workspace Client.

This defect affected Deltek Touch for Maconomy 3.2 or higher users.

Touch App Version 3.4

The Deltek Touch app version 3.4 is released on November 22, 2019, and supports mobile devices running on Android 7 (or higher) and iOS 12 (or higher).

Technical Considerations

The following is a technical consideration for the Touch app version 3.4:

System Numbers are Now Strings

If you have Touch extensions involving Maconomy system numbers, you may need to update your extension to take into account that system numbers are now string values instead of integer values.

Attention: For more information, see the [String Object Type for System Numbers](#) enhancement in this document.

Enhancements

Touch App Enhancements

The following enhancement is available when you upgrade to the Touch app version 3.4:

Updated Icon in the App Store

Deltek Tracking: 1209758

The color of the Touch iOS application icon that displays in the Apple App Store has been updated to use dark lavender. In the previous release, the icon used blue, which was similar to that of the other Deltek mobile applications.

Note: The icon color (blue) for Android remains the same.

Maconomy Enhancements

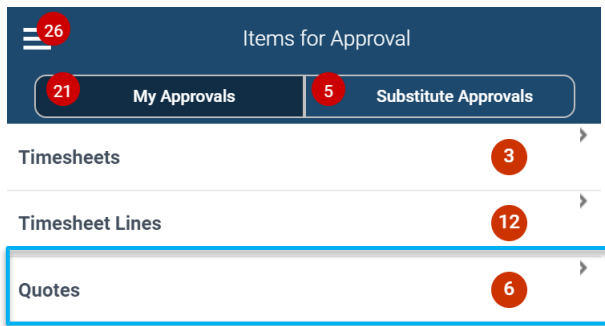
The following enhancements are available when you upgrade to the Touch app version 3.4 and Maconomy 2.5:

Support for Quote Approval

Deltek Tracking: 1075354

Touch now supports approval of job quotes.

When the **Approvals** toggle switch is set to **On** on the **Settings** screen and there are job quotes that you need to approve, the **Items for Approvals** screen includes **Quotes** in the list with the corresponding counter. If substitute approval is enabled, the Substitute Approvals tab on **Items for Approval** also includes **Quotes** in the list.



Attention: For more details about the entire feature, see the [Deltek Touch for Maconomy User Guide](#).

Quotes Approval Screen

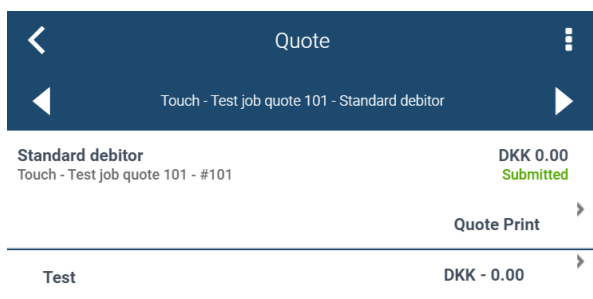
This new screen displays the list of quotes awaiting approval. Each quote displays job quote information, such as the customer name, job name, job number, currency, quotes total, and status.



To access this screen, tap **Quotes** on the **Items for Approval** screen.

Quote Screen

This screen displays a job quote and allows you to approve or reject it. It displays all the details included on the **Quotes Approval** screen plus the **Quotes Print** option, which lets you open the Quote PDF when you tap it.



To access this screen, tap a quote on the **Quotes Approval** screen.

Quote Line

This screen displays job quote line details, such as description, quantity, billing price, billing price total, tax code, subtotal, total price.

<
Quote Line

Touch - Test job quote 101 - #101
DKK 0.00

Description	Test >
Quantity	5
Billing Price	0
Billing Price Total	0
Tax Code	25%
Subtotal	Off
Total Price Only	Off
Text 1	>
Text 2	>

To access this screen, tap a line on the **Quote** screen.

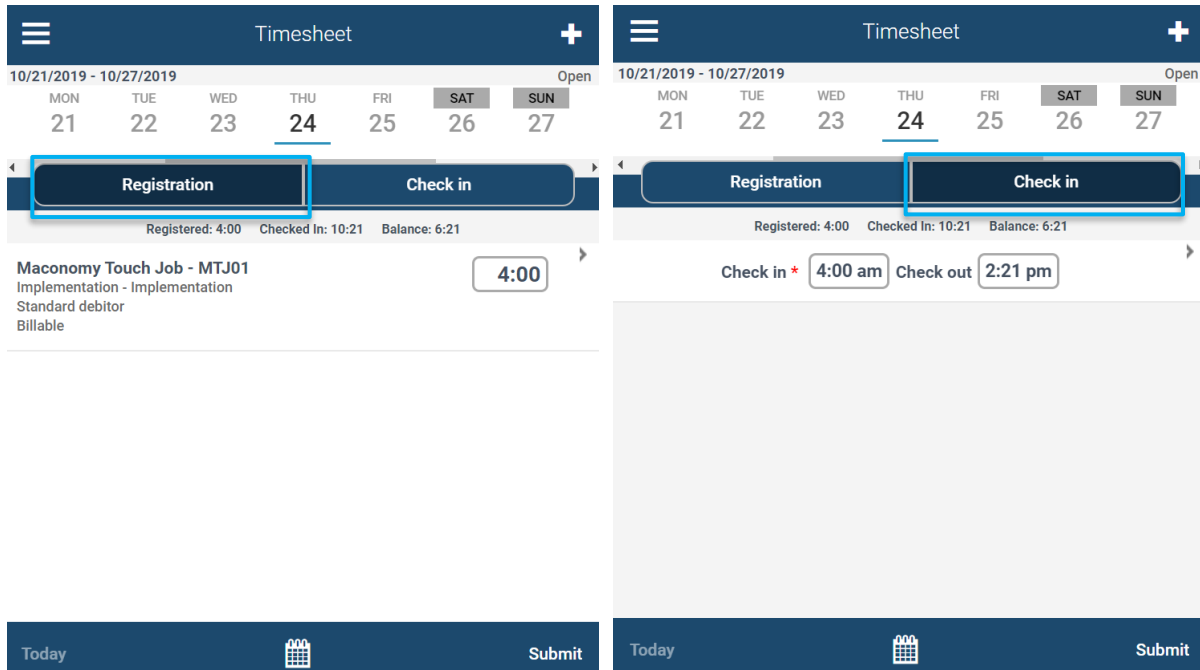
Support for Time Entry Check In and Check Out Multiple Times per Day

Deltek Tracking: 1074882

You can now register and update time check-in and check-out entries several times per day on the **Timesheet** screen. This is useful, for example, when you have urgent personal appointment or breaks within your working day. You can only use this feature, however, if the **Check-In** field for you on the Employees tab in Maconomy core is enabled.

Registration and Check in Tabs on Timesheet

When the check-in feature is enabled for a given period, the **Timesheet** screen displays two tabs:



- The Registration tab displays the timesheet lines and time registered on these lines on the given day.
- The Check in tab displays the check in periods on the given day. If there are no check in periods tab only displays one line with empty **Check In** and **Check Out** fields. Tapping each field displays the time picker below the screen.

Check In Screen

If you want to add more details for each checkin entry, you can tap the arrow for each entry to access this screen.

Updated Summary Screen

When the check in feature is enabled, the Day tab displays the new **Check In** column, renamed **Registered** column (previously called **Hours**), and renamed **Total Registered** (previously called **Total**) and new **Total Checked In** fields. The same changes reflect on the Job tab, except for the **Check In** column.

Summary			Submit
Week 43 10/21/2019 - 10/27/2019		Total Registered: 25:00 Total Checked in: 28:38 Open	
Date	Check in	Register	
10/21/2019 - Monday	0:19	8:00	➤
10/22/2019 - Tuesday	2:49	4:00	➤
10/23/2019 - Wednesday	10:00	8:00	➤
10/24/2019 - Thursday	10:21	4:00	➤
10/25/2019 - Friday	5:04	1:00	➤
10/26/2019 - Saturday			➤
10/27/2019 - Sunday	0:05		➤

Updated Approval Screen

The changes to the **Summary** screen have also been applied to the **Timesheet** screen on **Approvals**.

Attention: For more details on check in and check out, see the [Deltek Touch for Maconomy User Guide](#).

String Object Type for System Numbers

Deltek Tracking: 1189200

The object type for system numbers has been changed to String from Integer to support a higher range of system numbers, on which many Maconomy fields are based. If you are using extensions, this update affects several screens in Touch, such as **Purchase Orders**, **Expense Sheets**, **Vendor Invoices**, and **Draft Invoices**, among others.

If you have Touch extensions (especially based on the MScript Web service) that involve any of the following fields, you need to review your extension to make sure it is not affected by these fields (which now include string values instead of integer values):

- PurchaseOrderNumber used on purchase orders, purchase order lines, expense sheet lines, mileage sheet lines, time sheet lines, vendor invoice, invoice allocation lines
- ExpenseSheetNumber used on expense sheets, expense sheet lines, mileage sheets, mileage sheet lines
- JournalNumber used on vendor invoice and invoice allocation line
- InvoiceNumber used on draft invoices

This enhancement is relevant when using the said fields in conditions.

Software Issues Resolved

Defect 1192429

Incorrect Authentication App Displayed After Tapping the Two-Factor (2FA) Authentication App Link

If you tapped the two-factor authentication app hyperlink, Touch would select a different authentication app from the one you selected during enrollment. This issue happened when you try to log on again after the bypass period.

This defect affected Deltek Touch for Maconomy users who were using 2FA authentication and had multiple authentication apps installed on the mobile device.

As a workaround, take the following actions:

1. Close the authentication app from the link.
2. Open the one you selected upon enrollment.
3. In your selected app, generate a code manually.

Note: If the 2FA authentication has been configured to allow bypass, you only need to enter your PIN or use your finger print to log on again during the bypass period. When the bypass period lapses, Touch prompts you for your 2FA One-Time Password (OTP) again.

Defect 1216149

Error When Logging On to Touch After Changing Your Azure Password

If you updated your Azure password and tried to log on to Touch again, an error message would display. This defect affected Deltek Touch for Maconomy users who were using the Azure authentication.

As a workaround, after your first attempt, log on to Touch again.

Defect 1216141

Stuck on the PIN Screen After Changing Your Azure Password

After your Azure password had been updated and the Azure page closed, you would be stuck on the Touch PIN screen without any error message. This defect affected Deltek Touch for Maconomy users who were using Azure authentication.

As a workaround, take the following actions:

1. On the PIN screen, tap **Change User**.
2. Reconnect, and accept all terms.
3. Log on again.

Defect 1206864

Could Not Save an Exchange Rate Value with More than Two Decimals

If you tried to enter a value with more than two decimals in the **Exchange Rate** field on the **Expense Sheet Line** screen, Touch would not accept and save it.

This defect affected Deltek Touch 3.1 for Maconomy 2.4.3 users.

Note: Touch should allow you to enter and save an **Exchange Rate** value with a maximum of nine decimals, regardless if the decimal separate is comma (,) or period (.).

Defect 1206590

Google Maps App Home Page Displayed Instead of the Distance Panel When Tapping Map

If you tapped **Map** on the **Mileage Sheet Line** screen, the Google Maps app home page would display instead of the Google Maps app page with the distance panel that displayed the auto-populated **To** and **From** fields.

This defect affected Deltek Touch for Maconomy users who selected the Google Maps app as default when opening maps.

Defect 1205720

Unable to Log On to Touch Using OneLogin Authentication

If you tried to log on to the Touch native application using the OneLogin authentication, you would be able enter your credentials on the OneLogin authentication screen, but you would still not be able to log on to Touch.

This defect affected Deltek Touch for Maconomy users who were using the OneLogin authentication.

Defect 1194115

Unable to Log On to Touch on a Linux System

If you tried to log on to Touch, nothing would happen. This defect affected Deltek Touch for Maconomy users who were using a Linux system.

As a workaround, our technical consultant can customize the LayoutList.Mscript.I file to correct a syntax error.

Defect 1181854

Cancel and Delete Options on the Timesheet Screen Not Displaying Properly When You Swiped to Delete a Timesheet Line

If you swiped across a timesheet line and tapped **Delete** on the **Timesheet** screen, the portion that displayed the delete and cancel options at the bottom of the screen would not display properly. You would not be able to see the **Cancel** option. This issue occurred when you opened the application in portrait mode.

This defect affected Touch for Maconomy 3.2 users who were on the **Weekly** submit mode and using an iPhone X device. As a workaround, tilt your mobile device screen.

Defect 1169713

Certain Screens Not Displaying Properly When the Keyboard Opened

If the keyboard opened on certain screens (such as **Login**, **Server URL**, and **Find Job**), those screens would not display properly. The top part would be pushed up and the screen would become scrollable.

This defect affected Deltek Touch for Maconomy users who were using iOS mobile devices.

Defect 1136956

No Cancel or Back Button on the Preview Screen for Images Opened from Gallery

If you opened an image from your device gallery, there would be no option to cancel or return. on the preview screen. This defect affected all Deltek Touch for Maconomy users.

As a workaround, take the following actions:

1. Tap **Use Photo**, and tap **Cancel**.
2. Close, and open the application again.

Defect 1112015

Pinch-to-Zoom Functionality Not Working

If you tried to pinch and zoom in on an image attached to an expense sheet, nothing would happen. This defect affected Deltek Touch for Maconomy users.

Defect 1007981

Unable to Delete Attachment in a Submitted Expense Sheet

If you tried to delete a receipt in a submitted expense sheet, a message informing you to enter the name of the document you want to delete would display and the expense sheet would not still be deleted.

This defect affected Deltek Touch for Maconomy users who were using REST.

As a workaround, reopen the expense and then delete the receipt.

Defect 1073549

Three Decimals in the Error Message for a Submitted Timesheet with Registered Hours Less Than the Required Fixed Hours

If you opened a timesheet with at least one timesheet line and the selected day with registered hours less than the required fixed hours, an error message with three decimals instead of only two would display after you tap the **Submit** button. For example, it would display 16,000 hours instead of 16,00 hours.

This defect only affected Deltek Touch for Maconomy 3.2 users who were using Rest Web services and whose Maconomy system had specific fixed hours on timesheets.

Defect 1128608

Unable to Select Your Preferred Day After Tapping Next Using the Day Carousel

If you tapped the **Next** button in the day carousel on the **Timesheet** screen and then tried to tap any day (other than **Monday**), Touch would not allow you to select your preferred day. It still would select the default option (**Monday**).

This defect affected Touch for Maconomy 3.2 users who were using REST Web services.

As a workaround, take one of the following actions:

- Tap your preferred day for the second time.
- On the **Weeks** screen, navigate to the next or previous week by tapping your preferred week.

Defect 1182094

Unable to Enter Exchange Rate Value with More Than Two Decimals

If you tried to enter a value with more than two decimals in the **Exchange Rate** field on the **Expense Sheet Line** screen, Touch would not accept and save it. This defect affected Deltek Touch 3.1 for Maconomy 2.4.3 users.

Note: Touch should allow you to enter and save an **Exchange Rate** value with a maximum of nine decimals, regardless if the decimal separate is comma (,) or period (.).

Defect 1204719**Error Logging On to Touch Caused by a Duplicate IIS Variable**

If you tried to log on to Touch, an error message related to proxy request would display. The error was due to a duplicate HTTP_X_FORWARDED_PROTO variable in the Internet Information System (IIS).

This defect affected Deltek Touch 3.3 for Maconomy 2.4.5 users.

Note: Both MConfig and Touch installer set the HTTP_X_FORWARDED_PROTO variable.

Touch App Version 3.3

The Deltek Touch app version 3.3 is released on September 20, 2019, and supports mobile devices running on Android 7 (or higher) and iOS 11 (or higher).

Enhancements

Touch App Enhancements

The following enhancements are available when you upgrade to the Touch app version 3.3:

Support for Multiple Touch Versions on a Multitenant Touch Server

Deltek Tracking: 488755

Touch now allows you to install multiple versions of Touch on the same multitenant Touch server.

Attention: For more information, see the [Deltek Touch for Maconomy 3.3 Multitenancy Setup Guide](#).

Support for Android 10

Deltek Tracking: 1133278

Touch has been updated to support Android 10.

Support for iOS 13

Deltek Tracking: 1139874

Touch has been updated to support the upcoming major release of the iOS mobile operating system (version 13).

Maconomy Enhancements

The following enhancements are available when you upgrade to the Touch app version 3.3 and Maconomy 2.4:

OneLogin Support in REST

Deltek Tracking: 1125299

Touch now supports OneLogin in iOS and Android as well as in its browser version (using Chrome or Safari). OneLogin is an OpenId Connect (OIDC) authentication provider, which provides a layer of security and access to manage company applications that you are using. Instead of having to remember multiple passwords, URLs, and the applications to which you have access, it lists your apps and provides single sign-on (SSO).

Note: OneLogin is disabled by default. For more information on enabling OneLogin for Touch, see the [Deltek Touch for Maconomy 3.3 Technical Installation Guide](#).

Support for Simplified Chinese in REST

Deltek Tracking: 1102610

Touch now translates most of the terms and functionalities that it uses in certain screens to Simplified Chinese by setting your mobile device language to **Chinese, Simplified** in iOS or **Chinese Simplified (China)** in Android.

Attention: For more information on enabling simplified Chinese for Touch, see the Deltek Touch for Maconomy 3.3 Technical Installation Guide.

Ability to Automatically Calculate and Display Distance from Google Maps to Touch

Deltek Tracking: 1100207

Touch can now automatically display the calculated distance from Google Maps in the **Distance** field on the **Mileage Sheet Line** screen.

Attention: For more information on enabling the automatic calculation of mileage, see the Deltek Touch for Maconomy 3.3 Technical Installation Guide.

Software Issues Resolved

Defect 1159758

Could Not Approve or Reject Correct Vendor Invoice Lines

If the **Enable Long Text Emulation in Workspaces** system parameter was enabled and you tried to approve or reject selected vendor invoice lines on the **Vendor Invoice** screen, Touch for Maconomy would behave incorrectly.

- If you marked a vendor invoice line in the list and tapped **Approved** in the drop-down menu, Touch would approve all vendor invoice lines rather than the selected line.
- If you marked a vendor invoice line and tapped **Reject**, Touch would reject the last vendor invoice line in the list rather than the selected line.

This defect affected all Deltek Touch for Maconomy users.

Defect 1159755

Could Not Approve or Reject Correct Purchase Order Lines

If the **Enable Long Text Emulation in Workspaces** system parameter was enabled and you tried to approve or reject selected purchase order lines on the **Purchase Order** screen, Touch for Maconomy would behave incorrectly.

- If you marked a purchase order line in the list and tapped **Approved** in the drop-down menu, Touch would approve all purchase order lines rather than the selected line.
- If you marked a purchase order line and tapped **Reject**, Touch would reject the last purchase order line in the list rather than the selected line.

This defect affected all Deltek Touch for Maconomy users.

Defect 1163909

Could Not Tap the Next or Previous Button or Swipe to Left or Right on the Vendor Invoice Screen

If you tried to either tap the next or previous button or swipe to your left or right on the **Vendor Invoice** screen, Touch would not allow you to navigate to the appropriate vendor invoice. This issue would occur if the **Enable Long Text Emulation in Workspaces** system parameter was enabled.

This defect affected all Deltek Touch for Maconomy users.

Defect 872005

Could Not Save a Task for a Timesheet Line Using a Favorite

If you created a timesheet line using a favorite that had no tasks and you tried to set a task for that line, Touch would not save your selected task. If you tried to tap **Submit**, Touch would display an error message informing you that a project is related to the missing task.

This defect affected all Deltek Touch users.

Defect 1131654

Unnecessary Blank Rectangles in Touch Screens

Unnecessary blank rectangles displayed in several screens in Touch, cutting the bottom part of the affected screens. For example, when you tried to tap values in the date picker on the **Period** screen and when you swiped to delete a timesheet line on the **Timesheet** screen.

This defect affected Touch 3.2 users who were using an iPhone XR or iPhone XS Max device.

As a workaround, tilt your mobile device screen.

Defect 1142161

No Cancel Option Displayed When Deleting a Timesheet Line in Portrait Mode

If you swiped across a timesheet line and tapped **Delete** on the **Timesheet** screen, the portion containing the delete and cancel options at the bottom of the screen would not display properly. You would not be able to see the **Cancel** option. This issue occurred when you opened the application in portrait mode.

This defect affected Touch users who were on the **Weekly** submit mode and using an iPhone X device.

As a workaround, tilt your mobile device screen.

Touch App Version 3.2.1

The Deltek Touch app version 3.2.1 is released on June 14, 2019, and supports mobile devices running on Android 7 (or higher) and iOS 11 (or higher).

Software Issues Resolved

Defect 1127861

Could Not Select Desired Day in the Day Carousel

If you tried to tap a non-working day using the day carousel on the **Timesheet** screen, Touch would not select your preferred day. As a result, you would not be able to register time on non-working days.

This defect affected Touch for Maconomy 3.2 users with split week timesheets.

Defect 1127889

User Interface Issues in iPhone X and XS

If you tried to use Touch using an iPhone X or XS, you would encounter any of the following user interface issues:

- Once you started entering characters in any screen where you could use Touch keyboard, the keyboard would not display correctly.
- When you entered URL and tapped the Connect button on the Server URL screen, the screen would scroll upward hiding the button.

This defect affected Touch for Maconomy users who were using an iPhone X or XS.

As a workaround, tilt your mobile device into landscape mode and then it tilt back into portrait.

Touch App Version 3.2

The Deltek Touch app version 3.2 is released on May 22, 2019, and supports mobile devices running on Android 7 (or higher) and iOS 11 (or higher).

Enhancements

Touch App Enhancements

The following enhancement is available when you upgrade to the Touch app version 3.2:

Updated Interface of the Settings Screen

Deltek Tracking: 1051699

To help you easily determine which menu items to configure, the options on the **Settings** screen have been reorganized in separate sections (**General**, **Menu**, and **Information**).

When you set the **Approvals** toggle switch to **On**, it displays another section called **Approval Settings** between **Menu** and **Information** sections. This section contains three options related to invoice allocation approval and substitute approvals.

Maconomy Enhancements

The following enhancements are available when you upgrade to the Touch app version 3.2 and Maconomy 2.4.4:

Enhanced Support for Attaching Receipts Using Quick Capture

Deltek Tracking: 1099685

Touch allows you to attach receipts using Quick Capture on the **Expense Sheet** screen and, subsequently, attach the receipt from the **Expense Sheet** screen to the **Expense Sheet Line** screen. In the previous version, you could attach receipts only to the **Expense Sheet** screen, only to the **Expense Sheet Line** screen, or both screens.

This capability is controlled by the **ExpenseAttachmentType** server setting, which applied consistently to the **Quick Capture**, **Expense Sheet**, and **Expense Sheet Line** screens. A new option called **Header in Quick Capture, Line in Expense** has been added for this server setting.

Map Feature on the Expense Sheet Line Screen

Deltek Tracking: 1099674

You can now use the Map feature, which opens the Google Map and displays the **From** and **To** route, on the **Expense Sheet Line** screen. This feature works in the same manner as it does on the **Mileage Sheet Line** screen. The only difference is that on the **Expense Sheet Line** screen, this feature is hidden by default.

To make the feature visible, your technical consultant needs to customize the standard **ExpenseSheetLineLayoutREST.I** file. Setting the **{key: #N"map", hidden: false}** setting to true to make the option available in Touch.

Support for the Two-Factor Authentication (2FA) in REST

Deltek Tracking: 804820

Deltek Touch now supports the 2FA method for Maconomy 2.4.3 and 2.4.4 in REST. This authentication method verifies end users' identity by requiring a combination of two different factors, something that the users know (for example, your password) and something that they have (for example, an installed mobile application that can approve authentication requests).

Maconomy 2FA is disabled by default.

Attention: For more information on enabling Maconomy 2FA for Touch, see the [Deltek Touch for Maconomy 3.2 Technical Installation Guide](#).

Support for Option List in Expense Justification in REST

Deltek Tracking: 793790

The expense justification functionality now supports option lists, allowing you to select values in justification fields. If you tap an Expense Justification field with an option list on the **Expense Sheet Line** or **Mileage Sheet Line** screen, a search screen where you can select a value instead of manually entering it displays.

Vendor Invoice Allocation Lines for Approval

Deltek Tracking: 712897

The Invoice Allocation Approval feature has been updated to display invoice allocation lines for approval allocated to certain invoice types, including G/L accounts. In the previous release, Touch only displayed those lines allocated to jobs.

- The **Invoice Allocation Approval** screen has been updated to display the Job and All tabs, depending on the option you select in the **Invoice Allocation Lines** drop-down list on the **Settings** screen.
- You can select an invoice line to approve or reject on the **Vendor Invoices** screen. Tapping the line displays the **Invoice Allocation Line** screen, where you can view more invoice line details, such as Job Number, Job Name, Task, G/L Account, and PO Reference.

Login Performance Enhancements

Deltek Tracking: 698254

The styles used in Touch layouts has been updated such that the file layout size is considerably reduced. This change speeds up the loading of the layouts upon login.

Support for Substitute Approvals

Deltek Tracking: 488750

Deltek Touch now has the ability to notify you (as the assigned substitute approver) if there are items you need to approve in the absence of the original approver. You can only approve those items to which you have appropriate rights.

Support for Long Text Fields

Deltek Tracking: 488747

Touch now supports the long text feature available in Maconomy. In certain text fields in Touch, you can enter descriptions longer than the 255-character limit. This is controlled by the Maconomy system parameter called **EnableLongTextEmulation**.

Support for HTTP/2

Deltek Tracking 903853

Deltek Touch now supports HTTP/2, which covers significant changes to the HTTP network protocol to improve Internet experience.

Software Issues Resolved

Defect 697374

Fully Approved Status Instead of Submitted for Submitted Timesheets with 0 Hours in Timesheet Lines

If you added a line with **0** hours and submit the timesheet, the submitted timesheet would have the **Fully Approved** status instead of **Submitted**.

This defect affected Deltek Touch for Maconomy users who were using Maconomy 2.2.4.

Defect 705796

Stuck on Blue Screen When Network Connection Failed

If you lost network connection (or if it was turned off) and tried to open Deltek Touch, a blue screen would display and nothing else would happen.

This defect affected Deltek Touch for Maconomy users who were using REST.

As a workaround, close the application and launch it again.

Defect 708890

Fully Approved Status Instead of Submitted for a Submitted Timesheet with Approved Timesheet Lines

When all lines of a timesheet had been approved, but the timesheet itself was not approved, the timesheet header status would automatically become **Fully Approved** instead of **Submitted**.

This defect affected Deltek Touch for Maconomy users who were using approval hierarchies for the timesheet header and who were using Maconomy 2.2.4 or later.

Defect 793790

Option List in Expense Justification Not Supported

If you were using expense justification fields, which were based on an option list, you would not be able to select a value from a list of allowed options (like in the Workspace Client) in Deltek Touch. You could, however, enter a value in this justification field, assuming you knew the exact option value.

This defect affected Deltek Touch for Maconomy users who were using expense justification with justification fields that were based on option lists.

Defect 836128, 836121

Touch Session Issue Caused by MScript EXE Files with Different SessionLifeTime Settings

If two or more MScript executables were located in the same directory (for example, cgi-bin), the session file that Deltek Touch used might be deleted before timeout and, as a result, the "Your session has expired. Please log in again." error message would display.

By default, the Deltek Touch session is valid for one hour after the login. If other MScript executables have different session timeout periods, however, there is no guarantee that the session would still be valid for one hour.

This defect affected Deltek Touch for Maconomy users who were using multiple MScript executables (for example, Portal and stand-alone MScript), which might require different SessionLifeTime setting.

As a workaround, take any of the following actions:

- Use the same SessionLifeTime setting in all I-files corresponding to MScript exes sharing the same session directory.
- Set up a specific SessionDir in the MScript executable setup file for Touch (MaconomyTouch.*.I).

Note: The MScript EXE files may include the following:

- MaconomyMScript.exe
- MaconomyTouch.exe
- MaconomyPortal.shortname1.exe
- MaconomyPortal.shortname2.exe

Defect 860701

No Data on Timesheet Screen if Maconomy was on Maintenance Mode

If the Maconomy system was on maintenance mode and, on the PIN screen, you initially chose not to continue but then changed your mind and decided to continue, the default **Timesheet** screen would display without any data.

This defect all affected Deltek Touch for Maconomy users, when the Maconomy system was in maintenance mode.

As a workaround, log out of the application and log on again, accepting the warning.

Defect 1039795

Back Button Not Working on the Invoice Allocation Approval Screen Not Working

If you tried to tap the back arrow button on the **Invoice Allocation Approval** screen, the button would not work. The Invoice Allocation Approval label, which was translated in German, would overlay the back button.

This defect only affected Deltek Touch for Maconomy users who set their application to use the German language.

Defect 1072625

Duplicate Items on the Expense Line Approval Screen

The **Expense Line Approval** screen would display duplicate items for approval. This defect affected Deltek Touch for Maconomy users who had approval rights.

Defect 1084395

Incorrect Timesheet Status on the Weeks Screen

If the first day was a non-working day, the timesheet status that displayed on the **Weeks** screen (Open) would not be consistent with that of the **Timesheet** screen (Fully Approved).

This defect affected all Deltak Touch for Maconomy users who were using REST.

Defect 1095264**Redirected to the Login Screen Instead of Biometric Authentication on Your Next Login**

If you logged on to Touch using biometric authentication and logged off, Touch would redirect you to the **Login** screen on your next login instead of the corresponding authentication screen (**Fingerprint Login** screen for iOS and **Fingerprint Authentication** popup screen for Android).

This defect affected Touch for Maconomy users who were using the biometric authentication method.

Defect 1098150**Redirected to the URL Screen Instead of Biometric Authentication on Your Next Login**

When you logged on to Touch, set up fingerprint or PIN, and logged off, Touch would redirect you to the URL screen instead of the biometric authentication or PIN screen on your next login.

This defect affected Touch for Maconomy users who were using mobile devices running on Android.

Defect 1102733**Incorrect Date on the Timesheet Line Screen**

If the region setting in your mobile device was using **dd/mm/yyyy** date format (for example, Netherlands) and you tapped a day on the **Timesheet** screen in Touch (for example, 8-Monday), the **Timesheet Line** screen would display an incorrect date (based on our example, Sunday, 08/04/2019).

This defect affected Deltak Touch for Maconomy users whose mobile devices were set up to use the dd/mm/yyyy region date format. As a workaround, change your device's region setting.

Defect 1111903**Poor Quality Image on Android**

The receipt that you attached to an expense report using an Android mobile device would display a poor quality image compared to the same receipt that you attached using an iOS mobile device.

This defect affected Deltak Touch for Maconomy users who were using an Android mobile device.

Touch App Version 3.1.1

The Deltek Touch app version 3.1.1 is released on December 21, 2018, and supports mobile devices running on Android 6 (or higher) and iOS 9 (or higher).

Software Issues Resolved

Defect 1048238

Cannot Log On if Device Language Was Not Supported

If the language set in your mobile device was not supported, for example, Chinese (Traditional), the Touch application would not allow you to log on.

This defect affected all Touch 3.1 users.

As a workaround, change the language set in the device to any of the following supported languages:

- Danish
- Dutch
- English (UK and US)
- French (France and Canada)
- German
- Italian
- Norwegian
- Portuguese (Portugal)
- Spanish
- Swedish

Touch App Version 3.1

The Deltek Touch app version 3.1 is released on November 30, 2018, and supports mobile devices running on Android 6 (or higher) and iOS 11 (or higher).

Technical Considerations

The following is a technical consideration for the Touch app version 3.1:

Touch 2.3 Backend and SSO Login

This section only applies to users who are on Maconomy 2.2, 2.3, or 2.4 (or higher) and have a Touch 2.3 backend (or higher).

If you are using SSO (Kerberos or Azure) login in Touch and you upgrade the app, the option to log on using Maconomy credentials (Domain/Azure login toggle) no longer displays on the **Login** screen. If you want to get this functionality back, your technical consultant needs to change the **AllowMaconomyLoginWhenUsingExternalCredentials** server setting from **false** to **true**.

Enhancements

Support for Standard Option List Fields in REST

Deltek Tracking: 930269

The REST layouts have been updated to support Option Lists, which are special fields in Maconomy and are usually used in pairs. One field identifies the option list itself and the other field holds the selected value.

For example, your technical consultant can add the <Option List Number 1> and <Selected Option 1> fields to the **Timesheet Line** screen. These fields allow you to select, for example, **State** for <Option List Number 1> and **Alabama** (which is one of the accepted values for **State**) for <Selected Option 1>.

Warning Message on De-Supported Backend

Deltek Tracking: 911550

The Settings/About screen now highlights in red the components which have an un-supported version:

- Touch backend version lower than 2.0 is no longer supported. If you continue using de-supported versions, Touch may encounter issues or not function properly.
- Touch backend version 2.0 will no longer be supported starting April 2019.
- iOS 9 and 10 are no longer supported. You can install the app on these iOS versions, but the app may encounter issues or not function properly. For devices running on Android, however, only those using version 6.0 or higher can download and upgrade to the Touch 3.1 application.
- Maconomy 2.0 will no longer be supported starting April 2019.
- Maconomy X1 will no longer be supported starting June 2019.

Note: Deltek recommends that you upgrade to the latest supported version.

Option to Hide Maconomy Login in a Single Sign-On (SSO) Environment

Deltek Tracking: 789006

To prevent users from selecting the wrong login method, a new server setting called **AllowMaconomyLoginWhenUsingExternalCredentials** has been added to DeltekTouch.I. It gives customers an option to hide Maconomy login from users in an SSO environment for Kerberos or Azure. To use this functionality, users should have Maconomy 2.2/2.3/2.4 (or higher) and API 2.3 or higher.

By default, this is disabled.

Attention: For more information on the new server setting, see the [Deltek Touch for Maconomy Technical Installation Guide](#).

Required Fields Attribute

Deltek Tracking: 570320

All required fields in Touch now display a small red asterisk (*), which indicates that you should fill them out to save records, such as a timesheet and an expense sheet, successfully. When you leave a required field empty or enter a value with an invalid format, a corresponding warning or error message displays.

In addition, the **Mandatory** field setting has been added to the layout, allowing consultants to require whether you enter a value in a certain field.

Attention: For more information on the field setting, see the [Deltek Touch for Maconomy Layout Configuration Guide](#).

Software Issues Resolved

Defect 1037486

Incorrect Rounding Off Exchange Rate Value to the Nearest Hundredths

If you tried to save an expense sheet line or update the line (for example, attach a receipt), Deltek Touch would round off the **Exchange Rate** value in your expense sheet line to the nearest hundredths instead of displaying the exact value. For example, it would only display **745.32** if the exact **Exchange Rate** value was **745.323097563**. This defect affected all Touch 3.0 customers.

Defect 1026881

Missing Vertical Divider in the Time Picker

The vertical line separating the **Hours** and **Minutes** fields would not display in the time picker on the **Add Job** screen. This defect affected all Touch 3.0 customers.

Defect 1026908

Misaligned ON/OFF Toggle Switches

The **ON/OFF** toggle switches on the **Settings** screen were not aligned properly.

This defect affected only customers who were using devices running on iOS 9 or 10.

Defect 1005873

Values Did Not Revert When Save Was Cancelled

If you cancelled saving of an edited timesheet, edited field values in a submitted daily **Timesheet Line** would not revert to original values. The values would not display correctly; however, Deltek Touch would save them correctly.

This defect affected Touch 3.0 customers who were using the daily submit mode.

As a workaround, reload the timesheet (for example, by switching to another week and back again).

Defect 987821

Delay in Locking In Hour Value in the Time Picker After Relogin

If you tried to select values in the time picker after logging on again to Touch, there was a delay in locking in values through scrolling in the **Hour** picker. This issue might lead you to assume that you have already set the correct values and tap the **Done** button right away.

This defect affected all Touch 3.0 customers.

Note: This issue may also occur in other pickers, such as **Currency** and **Purchase Line Type**.

Touch App Version 3.0.1

The Deltek Touch app version 3.0.1 is released on October 15, 2018, and supports mobile devices running on Android 6 (or higher) and iOS 9 (or higher).

Software Issues Resolved

Defect 1019082

Cannot Scroll Records on Task and Activity Screens

Deltek Touch would not allow you to scroll down to view other records that were not visible on the Task List or Activity List screen. This defect affected all MScript Touch customers.

As a workaround, use the Search text field to filter the records.

Defect 1020649

Display Issue with Time Picker

If you tapped the Hours field on the **Add Job** or **Timesheet Line** screen, the time picker would not display properly at the bottom of the application. As a result, you would not be able to add or update the Hours and Minutes values.

- For iPhone X, the time picker would only display one line but not the ones you set.
- For iPhone XS, the time picker would not display at all.

This defect affected only iOS customers who were using the iPhone X, XS, XS Max, or XR device.

Touch App Version 3.0

The Deltek Touch app version 3.0 is released on September 28, 2018, and supports mobile devices running on Android 6 (or higher) and iOS 9 (or higher).

Technical Considerations

The following are technical considerations for the Touch app version 3.0:

Re-enter URL and Login

Upon installing Touch 3.0, users will be directed to the Touch URL screen (instead of PIN screen) where they must re-enter URL and login credentials / password and set up a PIN. Restore the settings on the **Settings** screen.

Note: System owners / admins must alert users of this change which take place immediately upon upgrade and provide users with the URL.

Azure Migration to OpenID

For Touch 3.0 and onward, customers who want to use Azure SSO and 2FA with Touch must migrate from oAuth protocol to OpenID.

Attention: For more information, see the *Deltek Maconomy Azure OpenID Setup Guide* for details.
<https://dsm.deltek.com/documentationlists/DeltekMaconomy226GA.html>

Enhancements

UI Enhancements

Deltek Tracking: 842680, 985074

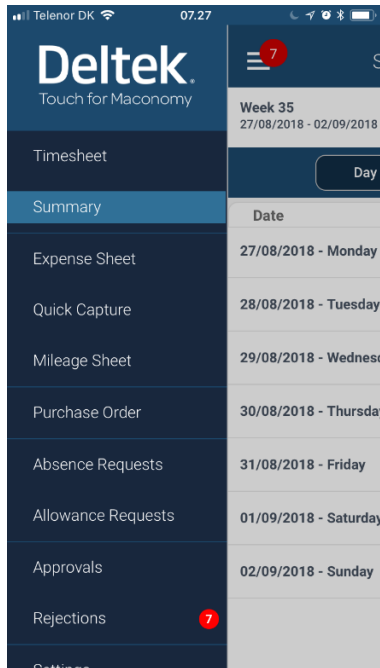
The Touch UI is updated with an improved look and feel that is reflected in the colors, the style sheets and the simplified menu.

The following updates are made:

- Consistent styling across all screens (such as background color, text color, toolbar color, and button color)
- Tab button style (updated in areas including Find Job and Expense Sheets)
- List style (updated in areas including Expense Sheets and Find Job screen)
- Hour selector (updated the vertical spacing on the labels, as well as the color)
- Delete buttons (updated on all screens for color and size)
- Progress indicator (updated to remove black box)
- Updated branding of URL and PIN screens

Below are sample screenshots from the new Touch UI.

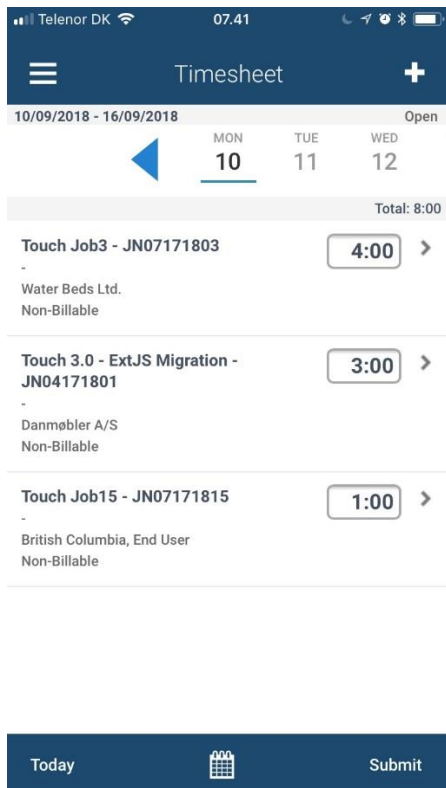
Menu Screen



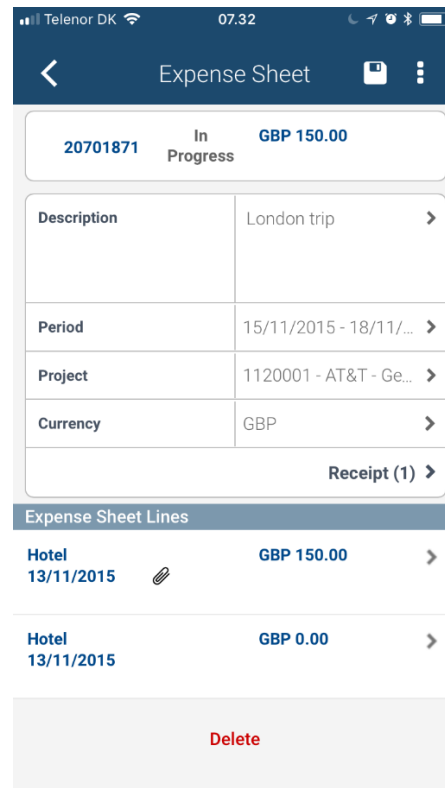
Login Screen



Timesheet Screen



Expense Sheet Screen



Performance

Deltek Tracking: 841014

Touch has improved performance of the **Find Job** screens.

Migration from Sencha to EXT JS

Deltek Tracking: 766629

Sencha Touch software is de-supported and merged into EXT JS software. There are numerous benefits to working with EXT JS, including new calendar controls, multiple theme capabilities, and integration with the latest OSs, as well as numerous benefits not visible to the end-user.

Security Enhancements

Deltek Touch 3.0 for Maconomy contains a number of security enhancements.

Software Issues Resolved

Defect 913328

Touch App Froze When You Updated Password

If you were logged on to Touch and you changed your Maconomy user password in Workspace Client, the Touch app would freeze. If you tried to log out in Touch two or more times, Maconomy blocked your user.

This defect affected all Touch users on all Maconomy versions, if they changed the Maconomy password. As a workaround, shut down the app and log on again with the new password.

Defect 911926

My Jobs Includes Blocked Jobs

When searching for a job to use on time/expense/mileage sheets, you had the option to see My Jobs containing the list of jobs you were allowed to use, based on your employee control setup. Previously, blocked jobs were available in My Jobs.

This has been updated so that blocked jobs no longer appear in the list. This defect affected all REST Touch users who were using My Jobs in the job search screens.

Defect 959800

Incorrect Decimal Separator in Allowance Requests

If you had a device set up to use comma as decimal separator, you would expect that all values with decimals displayed in Touch using comma as decimal separator. This did not happen in allowance request, where decimal values were displayed with period as decimal separator.

This has been corrected to show comma as decimal separator. This defect affected all Touch users, with a device set up to use comma as decimal separator, using allowance.

Defect 992357

Comma Decimal Separator Does Not Display on Fields

The comma decimal separator did not display properly on real type field values. For example, on an expense sheet line, the **Quantity** field displayed **1234** instead of **12,34**.

This defect affected iOS customers who were using comma as decimal separator.

Defect 1007200**Unable to Save Task and Activity from Favorite if Using Special Characters**

If you had a special character (such as €, space) in the Favorite name, you would not be able to use the Favorite for time registration, since it would not derive the task and activity from the Favorite.

This defect affected all MScript Touch users, using a Favorite with special characters in the Favorite name. As a workaround, change your Favorite name to not include special characters.

Defect 984298**Issues When Employee Number Uses #**

If you were linked to an employee and has an Employee Number with a hashtag [#] character, you would not be able to see the recently used jobs on the **Find Job** screen.

This defect affected REST Touch customers with an Employee Number containing # character.

As a workaround, update the **Employee Number** field in Maconomy. Also, avoid using # in the Employee Number field in Maconomy.

Defect 986967**Unable to Save Empty Value in Custom Lookup Field on the Time Sheet Line**

If a lookup screen had an empty value as a possible option, you may select this value and it would display correctly (as empty) on the time sheet line. When saving the time sheet line, however, the empty value would not be saved, so when you loaded the time sheet again, the line retained the previous value (instead of empty).

This defect affected REST Touch customers with Java extensions allowing empty values in lookups.

Defect 885761**Incorrect Error Message When Saving Time Sheet Line from Favorites**

If the Maconomy setup was incorrect (for example, missing week calendars) and you tried to save a time sheet line created from a Favorite, an incorrect error message would display in Touch.

The fix consists of showing a more meaningful error message, which indicates the Maconomy setup issue. This helps you identify the setup changes you must make in Maconomy to save your time sheet line in Touch.

This defect affected customers using MScript Touch (all Maconomy versions), with incorrect Maconomy setup, such as missing week calendars.

Defect 921633**Users Unable to Login Using SSO After Changing the Domain Password**

If you logged on to Touch using your domain/network credentials and you set up your PIN, the next time you used the app, you would only enter your PIN. If you changed your existing domain/network password, however, your PIN would become invalid and you would need to log on again.

The fix consists of allowing you to log on again using your domain/network credentials.

This defect affected customers using Kerberos SSO (domain/network login), when their domain/network password is changed. Affects users on all Maconomy versions.

As a workaround, when you are brought back to the Maconomy login screen, tap **Server URL**, and reconnect.

About Deltek

Better software means better projects. Deltek is the leading global provider of enterprise software and information solutions for project-based businesses. More than 23,000 organizations and millions of users in over 80 countries around the world rely on Deltek for superior levels of project intelligence, management and collaboration. Our industry-focused expertise powers project success by helping firms achieve performance that maximizes productivity and revenue. www.deltek.com