

Deltek Time & Expense™ Version 10.0

Cumulative Update Release Notes

June 27, 2016

While Deltek has attempted to verify that the information in this document is accurate and complete, some typographical or technical errors may exist. The recipient of this document is solely responsible for all decisions relating to or use of the information provided herein.

The information contained in this publication is effective as of the publication date below and is subject to change without notice.

This publication contains proprietary information that is protected by copyright. All rights are reserved. No part of this document may be reproduced or transmitted in any form or by any means, electronic or mechanical, or translated into another language, without the prior written consent of Deltek, Inc.

This edition published June 2016.

© Deltek, Inc.

Deltek's software is also protected by copyright law and constitutes valuable confidential and proprietary information of Deltek, Inc. and its licensors. The Deltek software, and all related documentation, is provided for use only in accordance with the terms of the license agreement. Unauthorized reproduction or distribution of the program or any portion thereof could result in severe civil or criminal penalties.

All trademarks are the property of their respective owners.

Contents

Overview 1

 Continuous Delivery Model 1

 Regarding Defect Workarounds..... 1

 Descriptions of Software Issues..... 1

 Known Issues 2

For Additional Information 3

 Customer Care Connect Site 3

Cumulative Update 13 4

Cumulative Update 12 7

 Known Issues 7

 Software Defects Corrected 7

Cumulative Update 11 9

Cumulative Update 10 (General Availability)..... 10

 Enhancements 10

 Software Defects Corrected 10

Cumulative Update 01-09..... 11

Overview

Welcome to the Deltek Time & Expense version 10.0 Cumulative Update Release Notes. These release notes contain a summary of the following:

- Known Issues
- Enhancements
- Software Defects Corrected

Continuous Delivery Model

With this release, Time & Expense has moved to a "Continuous Delivery Model" where we will release new features and enhancements incrementally on top of Time & Expense 10.0 without requiring customers to upgrade to a major, minor or maintenance release as often.

New enhancements will be made available through DSM after development and testing are complete. These software changes can be applied in the same way that hot fixes, cumulative updates, and regulatory updates are currently applied, through a combination of system jar and application level changes.

Some features may require a new license, some may be enabled through a control/configuration setting, and others, such as an increase to a field size in the database, will be available once the changes are applied.

For more information on the Costpoint Continuous Delivery model you may refer to KB article # 81289, or also see [DeltekCostpoint711ContinuousDeliveryModelWhitePaper.pdf](#), available from DSM.

Regarding Defect Workarounds

The software correction descriptions in this document include workaround information. This information was included to help customers installing the correction as a hot fix determine whether to deploy the correction or use the workaround instead.

Since you are receiving the correction as part of a cumulative release, all fixes are automatically installed and therefore workarounds are not an option. However, this information is included for customers who previously deployed the workarounds, both to notify them that these workarounds are no longer necessary, and to provide background information about the defect repairs.

Descriptions of Software Issues

You will notice that the descriptions of some software defects contain extra information, including ways to work around the defects. For the most part, these issues were addressed before this release through hot fixes, and the additional information was developed to help you decide whether or not you needed to install the hot fixes.

When you install this release, you must install all fixes in the release; you cannot choose to install some and not others. Nevertheless, this additional information has been included in case you instituted some of the workarounds and can now stop using them, or you simply want more background information about the defect repairs.

Known Issues

The table below lists active known issues as of the current release.

Issue	CU Number	For more information....
Local Help is currently not loading correctly in Microsoft Edge.	CU 12	See page 7 .
<p>If you use Internet Explorer and the help does not display correctly, you need to turn off Compatibility View for the browser.</p> <p>Click Tools » Compatibility View settings, and clear the Display intranet sites in Compatibility View check box. Then refresh the browser. You could also elect to use hosted help or the FQDN of your server in the URL (for example, server.domain) to bypass this issue.</p>	CU13	

For Additional Information

Customer Care Connect Site

The Deltek Customer Care Connect site is a support Web site for Deltek customers who purchase an Ongoing Support Plan (OSP).

The following are some of the many options that the Customer Care Connect site provides:

- Search for product documentation, such as release notes, install guides, technical information, online help topics, and white papers
- Ask questions, exchange ideas, and share knowledge with other Deltek customers through the Deltek Connect Customer Forums
- Access Cloud specific documents and forums
- Download the latest versions of your Deltek products
- Search Deltek's knowledge base
- Submit a support case and check on its progress
- Transfer requested files to a Customer Care analyst
- Subscribe to Deltek communications about your products and services
- Receive alerts of new Deltek releases and hot fixes
- Use Quick Chat to submit a question to a Customer Care analyst online



For more information regarding Deltek Customer Care Connect, refer to the online help available from the Web site.

Access Customer Care Connect

To access the Customer Care Connect site, complete the following steps:

1. Go to <http://support.deltek.com>.
2. Enter your Customer Care Connect **Username** and Password.
3. Click Log In.



If you forget your username or password, you can click the **Account Assistance** button on the login screen for help.

Cumulative Update 13

Software Issues Resolved

Administration

Process

Import Console

Import Console

Deltek Defect Tracking Number: 611612

Description: You received an error message that Import Data Reports Field was not large enough.

Customers Impacted: This defect affects all Time and Expense module customers.

Workaround Before Fix: You can do the following:

- 1) Import UDT02
- 2) In the error log, edit a field on the first record. For example, change Company from 1 to 2.
- 3) Save and Continue.
- 4) Next, edit the record again - change the Company from 2 back to 1.
- 5) Save and Continue.
- 6) Resubmit the records.

Additional Notes: None.

Import Master Tables

Deltek Defect Tracking Number: 613618

Description: Import charge was requiring both UDT01 and UDT02 when both should not be null (blank).

Customers Impacted: This defect affects all Time and Expense module customers that rely on import charges.

Workaround Before Fix: None.

Additional Notes: None.

Users and Groups

Employee Information

Deltek Defect Tracking Number: 598025

Description: Default User Group record exists when new employees were created.

Customers Impacted: This defect affects all Time and Expense module customers.

Workaround Before Fix: None.

Additional Notes: None.

Expense

Process

Maintain Imported Expenses

Deltek Defect Tracking Number: 603684

Description: When you tried to create a batch for importing batch expenses, the system was requiring at least one expense to be added.

Customers Impacted: This defect affects all Expense module customers.

Workaround Before Fix: None.

Additional Notes: None.

Time

Record Time

Timesheet

Print

Deltek Defect Tracking Number: 561276

Description: Signature text was not displayed properly when printed.

Customers Impacted: This defect affects all Time module customers.

Workaround Before Fix: None.

Additional Notes: None.

Time

Analyze

Print Timesheets By Charge

Deltek Defect Tracking Number: 602166

Description: When you tried to print a timesheet by charge, even if you selected "suppress charge description" it made no difference in the pdf file.

Customers Impacted: This defect affects all Time module customers.

Workaround Before Fix: None.

Additional Notes: None.

Cumulative Update 12



Known Issues

Local Help is currently not loading correctly in Microsoft Edge.

Microsoft Edge is the default web browser for Windows 10. If you use TESS in Windows 10 and load the local help, the help topics may not display correctly and some links may not work. As a workaround, use Google Chrome to browse for the help topics you want to view.

Alternatively, you can use hosted help.

To use hosted help, do the following steps:

1. Click **System Administration » Configuration » System Configuration » Online Help Settings** tab.
2. Select the **Connect to Hosted Help via Customer Care Site** check box.
3. Enter any valid Deltek Customer Care Connect credentials in the User Name and Password fields.
4. Click  or .

Software Defects Corrected

CU 12 was released May 9, 2016 and included the following four defect corrections.

Administration

Users and Groups

Employee Information

Deltek Defect Tracking Number: 596975

Description: When you tried to query a newly created record, the Active Directory displayed incorrect value.

Customers Impacted: This defect affects all Time and Expense module customers.

Workaround Before Fix: None.

Additional Notes: None.

Deltek Defect Tracking Number: 597615

Description: In Manage Resources, when you tried to query and open the Defaults subtask, you encountered a system error.

Customers Impacted: This defect affects all Time and Expense module customers.

Workaround Before Fix: None.

Additional Notes: None.

Miscellaneous

Installation

Deltek Defect Tracking Number: 593803

Description: This CU script was logging the DB password.

Customers Impacted: This defect affects all Time module customers.

Workaround Before Fix: None.

Additional Notes: None.

Time

Settings

Timesheet Schedules

Deltek Defect Tracking Number: 592531

Description: When you tried to mark a Timesheet Period Open, the system resets the Parent record to the initial value even after you clicked Save and Continue.

Customers Impacted: This defect affects all Time module customers.

Workaround Before Fix: None.

Additional Notes: None.

Cumulative Update 11

CU 11 did not include any customer-reported defects.

Cumulative Update 10 (General Availability)

Cumulative Update 10 marks the General Availability release of Time & Expense 10.0. See the [Delttek Time & Expense Version 10.0 \(CU 10\) General Availability Release Notes](#) for detailed information about all the changes included in the version 10.0 release.

Enhancements

If you installed version Time & Expense 10.0 during the Limited Availability Release period, the enhancements described below are new for CU 10.

Changes to Configure General Settings

An **Authentication Mode** field was added to the General Options tab of the **Configuration >> General Configuration Settings** screen. Use this field to select the default authentication method for users when they are granted access to Time & Expense. Options include:

- Database
- Single Sign-on
- Active Directory
- Single Sign-On or Active Directory
- Single Sign-On or Database
- Windows Domain and Active Directory
- Windows Doman and Database
- Certificate SSO


Note that if you if select **Database**, the Email field on the **Configuration >> Resources >> Manage Resource Information** screen must contain a valid email address.

Software Defects Corrected

This release contained no customer-reported defects.

Cumulative Update 01-09

Cumulative updates 01-09 were released during the Limited Availability period. Enhancements and defect corrections that occurred during Limited Availability are included when you install the General Availability release (CU 10). See “Cumulative Update 10” on page [10](#) for more information.

A blue geometric graphic consisting of several overlapping triangles and polygons, located in the top-left corner of the page.

Deltek is the leading global provider of enterprise software and information solutions for professional services firms, government contractors, and government agencies. For decades, we have delivered actionable insight that empowers our customers to unlock their business potential. Over 14,000 organizations and 1.8 million users in approximately 80 countries around the world rely on Deltek to research and identify opportunities, win new business, optimize resource, streamline operations, and deliver more profitable projects. Deltek – Know more. Do more.®

deltek.com