




Deltek

Deltek Specpoint 1.9

Cumulative Release Notes
for BPM Users

March 13, 2024



While Deltek has attempted to verify that the information in this document is accurate and complete, some typographical or technical errors may exist. The recipient of this document is solely responsible for all decisions relating to or use of the information provided herein.

The information contained in this publication is effective as of the publication date below and is subject to change without notice.

This publication contains proprietary information that is protected by copyright. All rights are reserved. No part of this document may be reproduced or transmitted in any form or by any means, electronic or mechanical, or translated into another language, without the prior written consent of Deltek, Inc.

This edition published March 2024.

© Deltek, Inc.

Deltek's software is also protected by copyright law and constitutes valuable confidential and proprietary information of Deltek, Inc. and its licensors. The Deltek software, and all related documentation, is provided for use only in accordance with the terms of the license agreement. Unauthorized reproduction or distribution of the program or any portion thereof could result in severe civil or criminal penalties.

All trademarks are the property of their respective owners.

Contents

Overview	1
Release 1.9.6	2
Software Issues Resolved	2
Unexpected Reloading of the Product Listings Page	2
Default Date for Industry Analytics	2
Release 1.9.5	3
Software Issues Resolved	3
Loading the Manage Listing Page	3
Release 1.9.4	4
Release 1.9.3	5
Software Issues Resolved	5
Manufacturer Options Indicator in Public Proprietary Listings	5
Release 1.9.2	6
Release 1.9.1	7
Software Issues Resolved	7
Manufacturer Options Indicator in Manufacturer and Proprietary Listings	7
Unresponsive BIMsmith Links	8
Missing Data in Industry Analytics	8
Release 1.9	9
Enhancements	9
Company Selection in Industry Analytics for Resellers	9
Software Issues Resolved	9
Syncing on the Public Listings Page	9
Syncing of Company Name Changes	10
In-Line Text for Manufacturer Properties	10
Release 1.8.6	11
Release 1.8.5	12
Software Issues Resolved	12
Multiple Partnership Links	12
Release 1.8.4	13
Release 1.8.3	14
Software Issues Resolved	14
Missing Project Families on the Project Research Map	14

Release 1.8.2	15
Release 1.8.1	16
Software Issues Resolved	16
Incorrect Company Name on the Competition Page	16
Release 1.8	17
New Features	17
Industry Analytics	17
Enhancements	23
Legacy Analytics	23
Release 1.7.6	25
Release 1.7.5	26
Enhancements	26
Project Research Map Performance	26
Release 1.7.4	27
Release 1.7.3	28
Release 1.7.2	29
Release 1.7.1	30
Release 1.7	31
New Features	31
Manufacturer Options	31
Release 1.6	36
Release 1.5.8	37
Software Issues Resolved	37
Missing Product Specification Documents	37
Release 1.5.7	38
Software Issues Resolved	38
Product Image Placeholder Overlap	38
Product Contact Retention	38
Release 1.5.6	39
Software Issues Resolved	39
Product Listing Card Alignment	39
Assign BPM Option Alignment	39
Release 1.5.5	41
Release 1.5.4	42
Software Issues Resolved	42
Inconsistent BPM Company Name	42

Incorrect Count for Premium MasterSpec Listings	42
Incorrect Categories for Product Listing Cards	42
Modifying Product Contacts	43
Modifying Categories of Proprietary Listings	43
Overlapping Property Text	44
Release 1.5.3	45
Release 1.5.2	46
Enhancements	46
Categories for Product Listings	46
Software Issues Resolved	47
Product Type Name in Product Specification Document	47
Incomplete Product Type Properties	48
Release 1.5.1	49
Software Issues Resolved	49
My Company Page Access	49
Release 1.5	50
Release 1.4.2	51
Release 1.4.1	52
Software Issues Resolved	52
Unavailable Product Specification Document	52
Release 1.4	53
Release 1.3.18	54
Release 1.3.17	55
Release 1.3.16	56
Release 1.3.15	57
Enhancements	57
Recently Listed Product Listings	57
Software Issues Resolved	57
Product Type Filter	57
Broken Images	58
Industry Analytics Page	59
Release 1.3.14	60
Release 1.3.13	61
Release 1.3.12	62
Software Issues Resolved	62
Email Help Desk Option	62

Release 1.3.11	63
Software Issues Resolved	63
Unexpected Change in User Status	63
Release 1.3.10	64
New Features	64
Account Administrator Assignment	64
Addition of Users over the User Limit	65
Enhancements	65
Updated Values for Construction Budget	65
Release 1.3.9	67
Release 1.3.8	68
Release 1.3.7	69
Release 1.3.6	70
Enhancements	70
Default URL for Sustainable Minds Partnerships	70
Software Issues Resolved	70
Inconsistent Wires Category	70
Project Research Map Filters	71
Hotfix Release 1.3.5	72
Hotfix Release 1.3.4	73
Release 1.3.3	74
Enhancements	74
MasterSpec Content Update Notifications	74
Software Issues Resolved	74
Inactive User Access	74
Manage Listing Page	74
A/E Product Selection	74
Release 1.3.2	75
Release 1.3.1	76
Release 1.3	77
Enhancements	77
Product Contact Information	77
Release 1.2.21	78
Release 1.2.20	79
Release 1.2.19	80
Software Issues Resolved	80

Unable to Switch Firm Accounts	80
Release 1.2.18	81
Release 1.2.17	82
Software Issues Resolved	82
Missing Premium Proprietary Product Listings	82
Release 1.2.16	83
Release 1.2.15	84
Software Issues Resolved	84
User Profile Menu and Change Account Menu	84
Release 1.2.14	85
Release 1.2.13	86
Software Issues Resolved	86
Reseller User Unable to Switch BPMs	86
Release 1.2.12	87
Release 1.2.11	88
Software Issues Resolved	88
Unable to Download Product Specification Documents	88
Hotfix Release 1.2.10	89
Release 1.2.9	90
Release 1.2.8	91
Release 1.2.7	92
Software Issues Resolved	92
Displaying Product Listing Cards	92
Release 1.2.6	93
Release 1.2.5	94
Software Issues Resolved	94
Resizing the Project Overview Data Window	94
Release 1.2.4	95
Enhancements	95
Industry Analytics Availability	95
Release 1.2.3	96
Release 1.2.2	97
Release 1.2.1	98
Software Issues Resolved	98
Searching for Added Accounts	98
Release 1.2	99

Enhancements.....	99
Specpoint Data in the Project Research Map.....	99
Release 1.1.18.....	100
Software Issues Resolved.....	100
Public Product Listings Page.....	100
Release 1.1.17.....	101
Release 1.1.16.....	102
New Features.....	102
Text Styles for Company and Product Descriptions.....	102
Release 1.1.15.....	103
Release 1.1.14.....	104
Software Issues Resolved.....	104
Manufacturer Specified Filter.....	104
Release 1.1.13.....	105
New Features.....	105
Reseller Firms.....	105
Release 1.1.12.....	106
Release 1.1.11.....	107
Release 1.1.10.....	108
Release 1.1.9.....	109
Software Issues Resolved.....	109
Default Sorting and Grouping.....	109
Short Form Document on the Manage Listing Page.....	109
Release 1.1.8.....	110
Software Issues Resolved.....	110
Project Research Map Legend.....	110
Product Specification Document Download.....	110
Release 1.1.7.....	111
Release 1.1.6.....	112
Software Issues Resolved.....	112
Public Product Detail Page.....	112
Release 1.1.5.....	113
Software Issues Resolved.....	113
Company Page Tiles.....	113
Default Sorting.....	113
Release 1.1.4.....	114

Release 1.1.3	115
New Features	115
Release Notes Option on the Help Menu	115
Software Issues Resolved	115
Project Research Map	115
Product Listings Page	115
Release 1.1.2	117
Release 1.1.1	118
Software Issues Resolved	118
Show More Button	118
Release 1.0.11	119
Software Issues Resolved	119
UI Responsiveness of the Public Specpoint Site.....	119
Sorting of Recently Listed Product Listings	119
Release 1.0.10	120
Enhancements.....	120
Product Description Length	120
Software Issues Resolved	120
Display the Product Description.....	120
Release 1.0.9	121
Release 1.0.8	122
Software Issues Resolved	122
Description Length for Imported Products	122
Auto-Generated Documents for Product Listings	122
Release 1.0.7	123
Software Issues Resolved	123
Show More Product Listings	123
Release 1.0.6	124
Software Issues Resolved	124
Viewing the Product Listings Page	124
Release 1.0.5	125
Software Issues Resolved	125
Product Listings with Names that Include an Ampersand (&)	125
Save Button in the File/Image Upload Utility	125
Release 1.0.4	126
Software Issues Resolved	126

Order of Product Cards Changes after Saving	126
Release 1.0.3	127
Software Issues Resolved	127
Recently Listed Product Listings.....	127
Same Product Names.....	127
Release 1.0.2	128
Software Issues Resolved	128
Sorting Product Listings by Family, Product Type, and Status.....	128
Visibility of Inactive Listings	128
Appendix: For Additional Information.....	129
Specpoint Customer Assistance Program.....	129
Deltek Support Center	129
Access Deltek Support Center.....	129
Available Documentation for this Release.....	130

Overview

The Deltek Specpoint Release Notes for Building Product Manufacturers contain a summary of the following updates for each included release:

- New Features
- Enhancements
- Software Issues Resolved

The scope of these release notes covers release versions 1.0.2 through 1.9.6.

Release 1.9.6

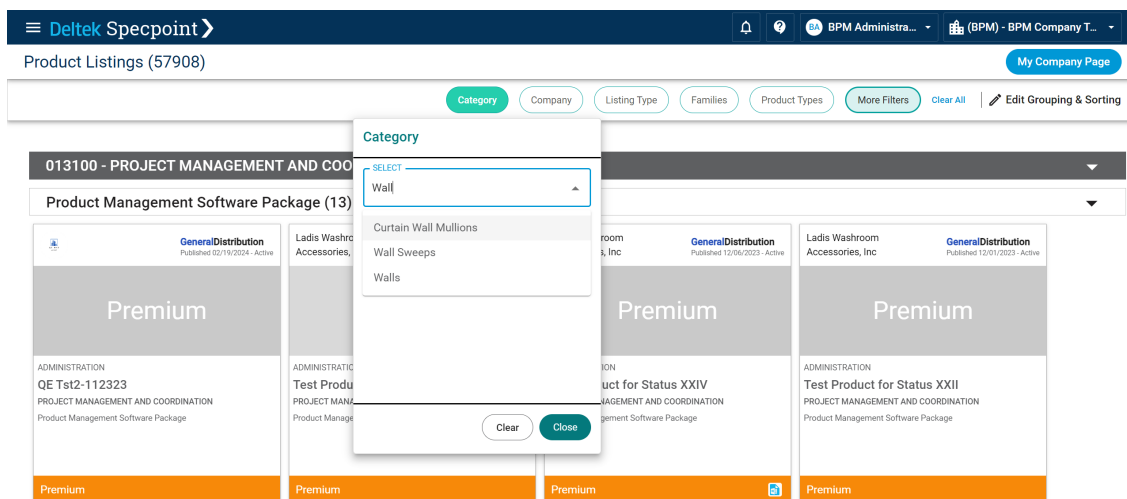
Released: March 13, 2024

Software Issues Resolved

This section includes summaries of the resolved software issues in this release.

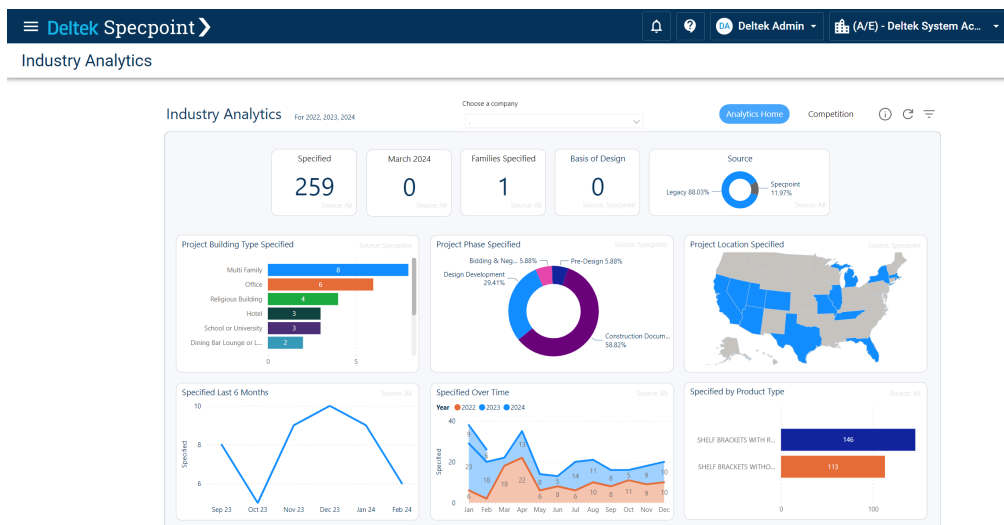
Unexpected Reloading of the Product Listings Page

Bug 2077853: When you navigated to the Product Listings page, the page loaded for a second time. This interrupted actions that you immediately performed, such as searching for filter values.



Default Date for Industry Analytics

Bug 2095051: The Industry Analytics feature did not include **2024** as a default value for **Year** selection. This issue also involved the Industry Analytics feature not including 2024 as a default selection after you clicked the **Reset** button.



Release 1.9.5

Released: February 21, 2024

Software Issues Resolved

This section includes summaries of the resolved software issues in this release.

Loading the Manage Listing Page

Bug 1964402: When you opened the Manage Listing page from a product listing card on the Product Listings page, the Manage Listing page loaded twice.

DelteK Specpoint

BPM Administrator
(BPM) - BPM Company Test

Manage Listing

CARDINAL
ACOUSTICS
Acoustical Panel Ceiling Systems

Premium
MasterSpec

Model #: N/A

Revealed Edge Lay-In Panels

Category: Ceilings

Family Number: 095113

Family: ACOUSTICAL PANEL CEILINGS

Product Contact:

Cardinal Acoustics Revealed Edge Lay-In Panels provide an attractive tegular look in your ceiling application. The Lay-In Panel is face rabbeted to provide a 13/32" reveal in a 1" thick panel, and a 3/4" reveal in a 1-1/2" thick panel. **Revealed Edge Lay-In Panels achieve either a 0.70 or 0.75 NRC** (depending on thickness) and can be back layered with up to 6" of insulation for increased absorption

More

Building Type: All

FIRST PUBLISH DATE	LAST PUBLISH DATE
08/26/2020	01/26/2024

Product Type: ACOUSTICAL PANELS

PROPERTIES ⓘ

View Full List of Properties Available

DOWNLOAD DOCUMENTS

Filename	
Full Length Document	Download
Catalog	Download

LINKS

Revealed Edge Lay-In Panel Data Sheet
Detail #1008 - Revealed Edge Lay-In Panels
Detail #1009 - Revealed Beveled Edge Lay-In Panels

Release 1.9.4

Released: February 13, 2024

This release includes general maintenance and performance adjustments throughout the platform.


Release 1.9.3

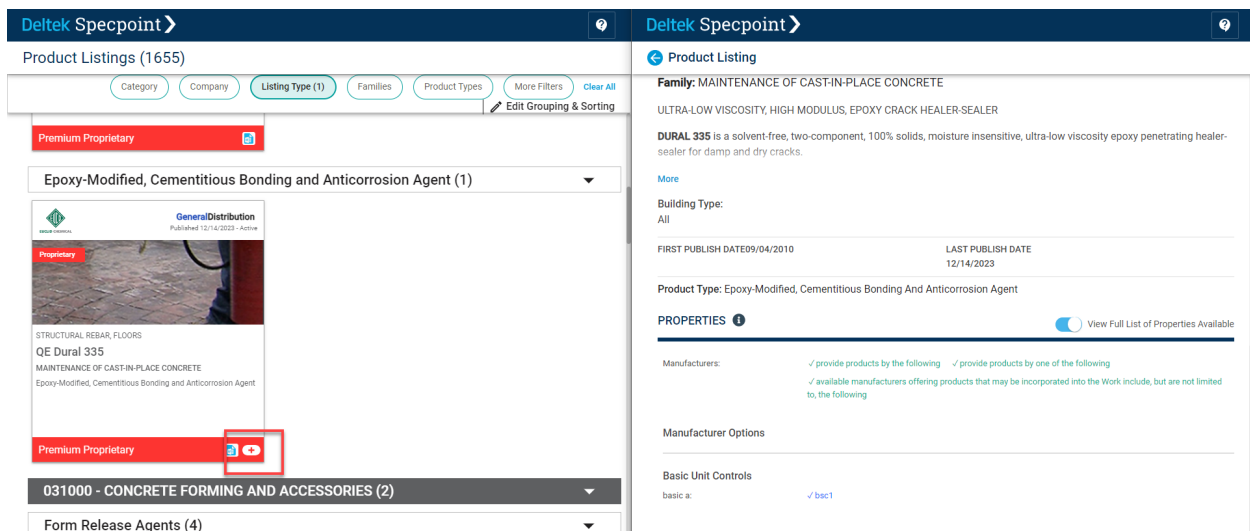
Released: February 1, 2024

Software Issues Resolved

This section includes summaries of the resolved software issues in this release.

Manufacturer Options Indicator in Public Proprietary Listings

Bug 2064849: On the public Specpoint Product Listings page, product listing cards for select proprietary listings included the manufacturer options indicator (). The Product Listing page also displayed manufacturer option details that were in draft and were not intended for distribution. Manufacturer options are available only for Premium MasterSpec listings and Premium listings.



The screenshot displays the Deltek Specpoint interface. The left sidebar shows a list of product listings under the heading 'Product Listings (1655)'. A filter for 'Listing Type (1)' is active. A product listing card for 'Epoxy-Modified, Cementitious Bonding and Anticorrosion Agent (1)' is highlighted, featuring a red 'Premium Proprietary' badge and a manufacturer options indicator icon (a yellow square with a white plus sign). The right panel shows the details for this product, including the family 'MAINTENANCE OF CAST-IN-PLACE CONCRETE', the product name 'DURAL 335', and various properties and manufacturer options.

Release 1.9.2

Released: January 12, 2024

This release includes general maintenance and performance adjustments throughout the platform.


Release 1.9.1

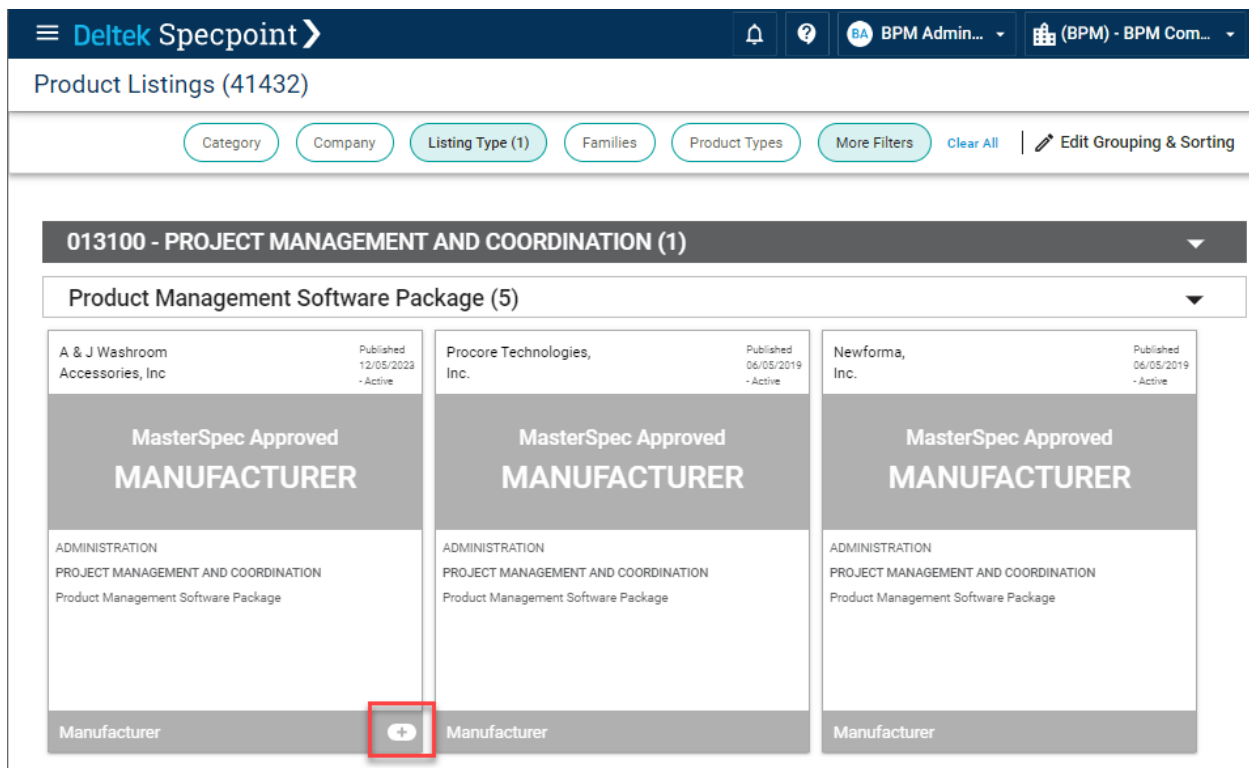
Released: January 10, 2024

Software Issues Resolved

This section includes summaries of the resolved software issues in this release.

Manufacturer Options Indicator in Manufacturer and Proprietary Listings

Bug 2057831: On the Product Listings page, product listing cards for select manufacturer listings and proprietary listings included the manufacturer options indicator (). Manufacturer options are available only for Premium MasterSpec listings and Premium listings.

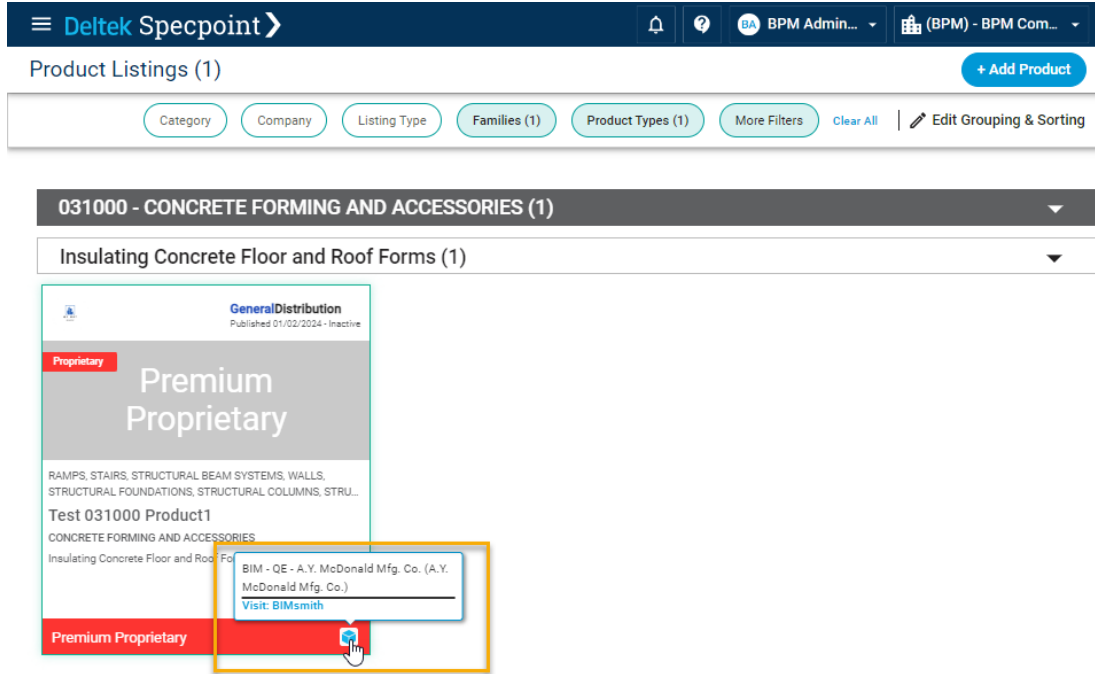


The screenshot shows the Deltek Specpoint interface. At the top, there's a navigation bar with the Deltek Specpoint logo and user information. Below it, the page title is 'Product Listings (41432)'. A filter bar contains buttons for 'Category', 'Company', 'Listing Type (1)', 'Families', 'Product Types', 'More Filters', 'Clear All', and 'Edit Grouping & Sorting'. The main content area displays a list of product listings. The first listing is '013100 - PROJECT MANAGEMENT AND COORDINATION (1)'. Under this, there's a sub-section 'Product Management Software Package (5)'. This section contains three cards, each representing a manufacturer. The first card is for 'A & J Washroom Accessories, Inc.' and is highlighted with a red box around the 'Manufacturer' label and a plus sign icon. The other two cards are for 'Procore Technologies, Inc.' and 'Newforma, Inc.'.

Manufacturer	Published	Status
A & J Washroom Accessories, Inc.	12/05/2023	Active
Procore Technologies, Inc.	06/05/2019	Active
Newforma, Inc.	06/05/2019	Active

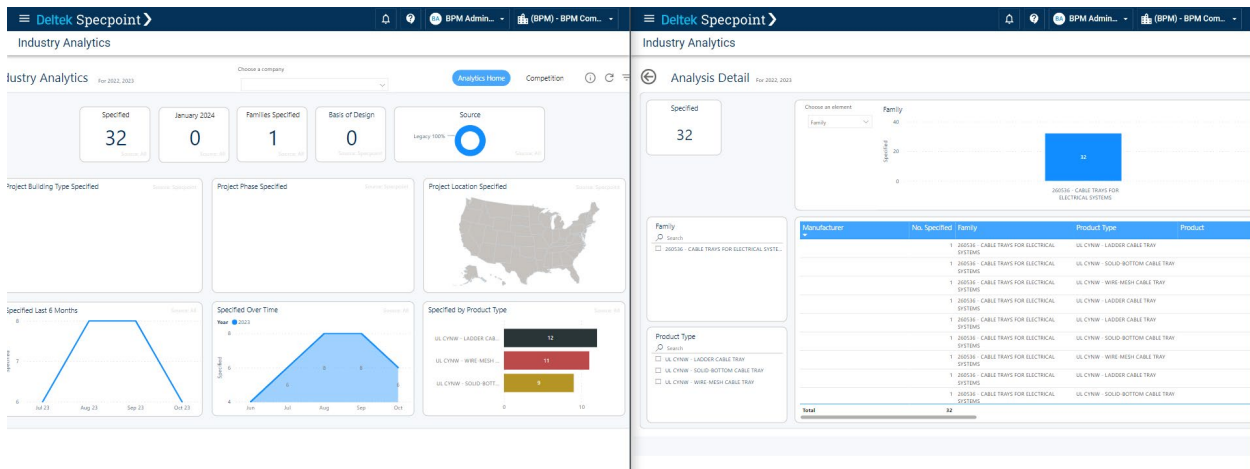
Unresponsive BIMsmith Links

Bug 1915402: On the Product Listings page, product listing cards for select product listings with BIMsmith partnerships included unresponsive BIMsmith links.



Missing Data in Industry Analytics

Bug 2055712: For select months, data in the Industry Analytics page did not match the data in the Legacy Analytics page. Data from legacy platforms were not synchronized with Specpoint.



Release 1.9

Released: December 14, 2023

Enhancements

This section includes summaries of the enhancements made to existing features in this release.

Company Selection in Industry Analytics for Resellers

As user under a reseller BPM account, you can now select from any of your associated companies to view their data analytics. On the Industry Analytics page, use the **Choose a company** field to select a company, active or inactive, for which you are a reseller.



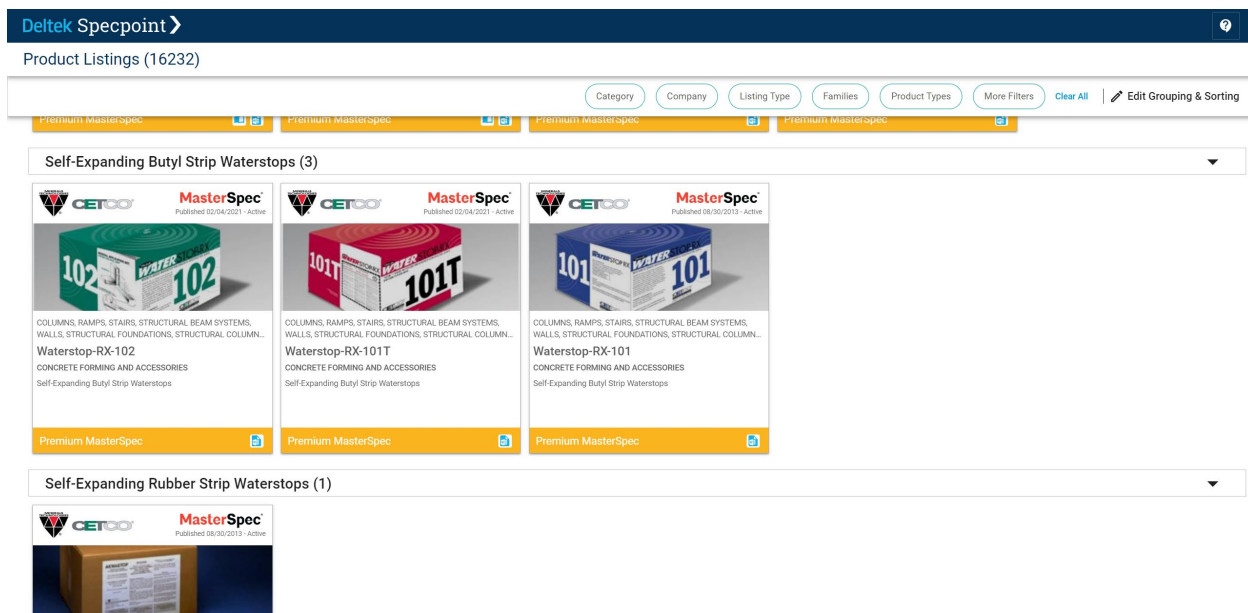
Use this feature to quickly learn more about the performance of the product listings that you resell.

Software Issues Resolved

This section includes summaries of the resolved software issues in this release.

Syncing on the Public Listings Page

Bug 1913758: When you added product listings or updated product listing information, the public Specpoint Product Listings page did not immediately reflect the change.



Synching of Company Name Changes

Bug 1955418: When you requested to replace your BPM's company display name, the change included a delay in reflecting in your company's product listings.

The screenshot shows the Deltek Specpoint interface. At the top, there's a navigation bar with the Deltek Specpoint logo, a bell icon, a question mark icon, and user information: 'BA BPM Adminis...' and '(BPM) - BPM Compa...'. Below the navigation bar, the page title is 'Product Listings (0)' with a 'My Company Page' button. A filter bar contains buttons for 'Category', 'Company (1)', 'Listing Type', 'Families', 'Product Types', 'More Filters', 'Clear All', and 'Edit Grouping & Sorting'. The main content area displays 'No Results'.

When you browsed for your company's product listings on the Product Listings page immediately after the display name change, you were unable to view your product listings and the page displayed a “No Results” message.

In-Line Text for Manufacturer Properties

Bug 2026966: When you viewed manufacturer properties for your BPM's product listings in the Properties portion of the Manage Listing page, you encountered inconsistencies in the properties' in-line text. For a given manufacturer property, the edit mode of the Manage Listing page displayed incomplete in-line text. The view mode of the page displayed the complete text.

The image compares the 'View Mode' and 'Edit Mode' of the 'Manufacturer Options' section in the 'Manage Listing' page. In 'View Mode', the 'Moving Walks, General' property is displayed as a single line of text: 'Manufacturer's standard QE1 type moving walks complying with requirements. Unless otherwise indicated, manufacturer's standard components shall be used as included in standard moving walk systems and as required for complete system'. The 'Rated Speed' is 'QE2' and 'Source Limitations' is 'Obtain moving walks QE3 from single manufacturer'. In 'Edit Mode', the same properties are displayed as interactive elements. The 'Moving Walks, General' property has a dropdown menu with 'pallet-', 'or', 'belt-', and 'QE1' (selected). The 'Rated Speed' has a dropdown menu with '90 fpm (0.45 m/s)', '100 fpm (0.5 m/s)', '120 fpm (0.6 m/s)', '130 fpm (0.66 m/s)', '150 fpm (0.76 m/s)', and 'QE2' (selected). The 'Source Limitations' has a dropdown menu with 'Obtain moving walks', 'and escalators', and 'QE3' (selected). The 'Manufacturer Options' section shows 'Inline' with a dropdown menu containing '1', 'Inline1', '2', and 'Inline2' (selected).

Release 1.8.6

Released: November 16, 2023

This release includes general maintenance and performance adjustments throughout the platform.

Release 1.8.5

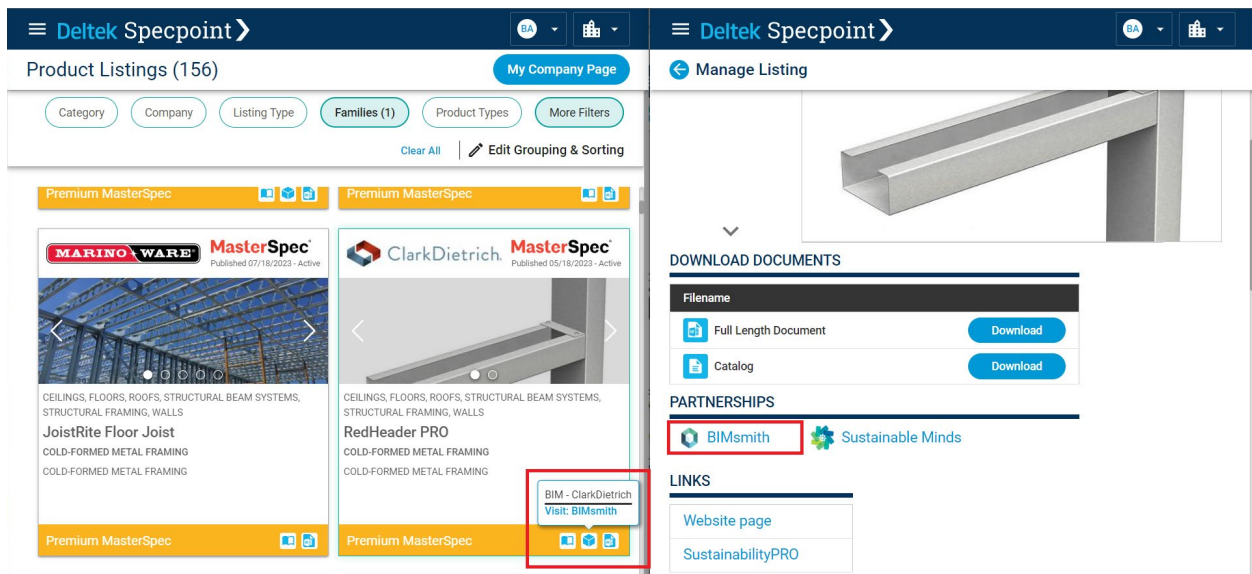
Released: November 6, 2023

Software Issues Resolved

This section includes summaries of the resolved software issues in this release.

Multiple Partnership Links

Bug 1965457: When you added a BIMsmith link to your product listing on the Manage Listing page, the platform added another BIMsmith link to your listing.



Release 1.8.4

Released: October 31, 2023

This release includes general maintenance and performance adjustments throughout the platform.

Release 1.8.3

Released: October 11, 2023

Software Issues Resolved

This section includes summaries of the resolved software issues in this release.

Missing Project Families on the Project Research Map

Bug 1999773: The Project Overview Data window of the Project Research Map did not display the complete list of added families in affected projects. For a given project, the window did not include families that the project team added after adding an imported family.

The screenshot shows the 'Project Overview Data' window for project '10/04/2023 - Dining Family - AZ - 736836'. The window displays various project attributes and a list of families.

Attribute	Value
Last Updated:	10/04/2023
Project Phase:	Pre-Design
Level of Specification:	100
Construction Budget:	Not Listed
Building Type:	Dining Family
Construction Type:	Type III - Ordinary
Contract Type:	A141-2014, Design Build
Sustainability:	LEED v4
Geographic Region:	Zone 4 (Mixed - Humid)
Seismic Zone:	Category C
Wind Zone:	Zone IV

Family Name	Family Source
030130 - MAINTENANCE OF CAST-IN-PLACE CONCRETE	MasterSpec
032000 - CONCRETE REINFORCING	MasterSpec

Showing 2 of 2 families

Release 1.8.2

Released: September 28, 2023

This release includes general maintenance and performance adjustments throughout the platform.

Release 1.8.1

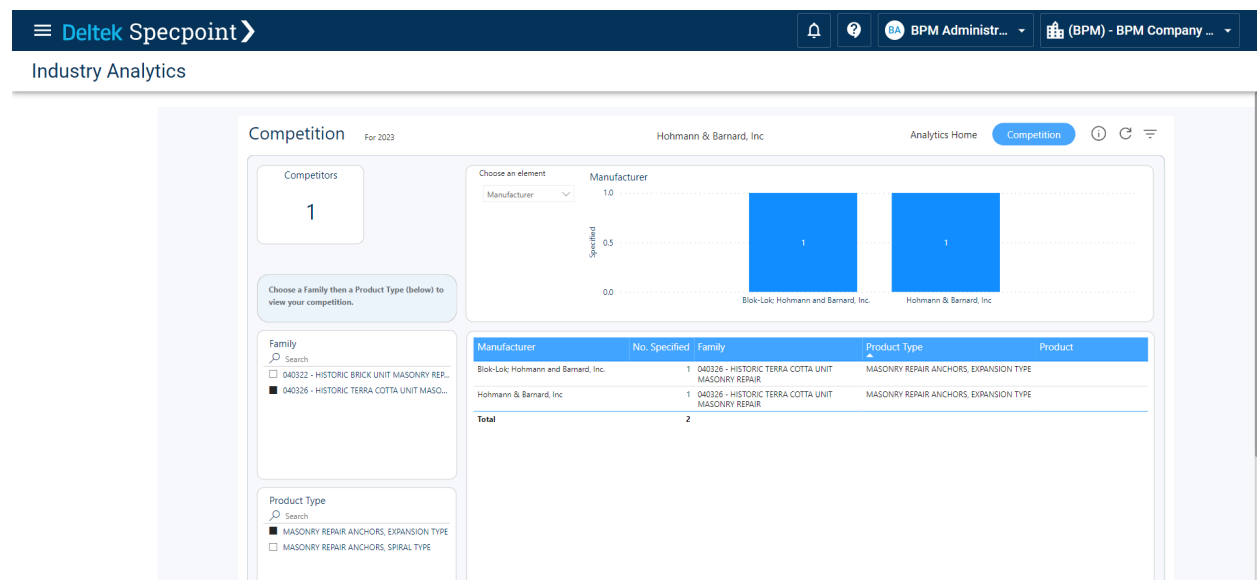
Released: September 26, 2023

Software Issues Resolved

This section includes summaries of the resolved software issues in this release.

Incorrect Company Name on the Competition Page

Bug 2010014: The Competition page for Industry Analytics displayed an incorrect BPM company name. This page should display the name of your BPM company.



Release 1.8

Released: September 21, 2023

New Features

This section includes summaries of the new features in this release.

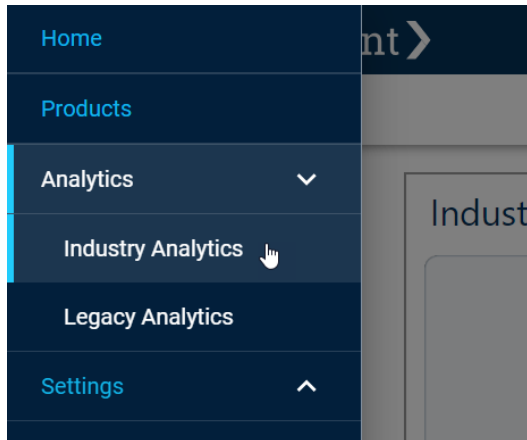
Industry Analytics



You can use Specpoint's new industry analytics features to gain insight on how A/E firm's view and specify your product listings and product listings from other manufacturers/companies. These tools enable you to track the performance of your product listings in terms of selection or specification for an A/E project.

- [Analytics Home Page](#)
- [Competition Page](#)
- [Analytics Detail Page](#)

Industry analytics derives data from both Specpoint and legacy applications, such as SpecBuilder Cloud and MasterWorks. To access the new industry analytics features, click **Analytics » Industry Analytics** on the navigation menu.



General Options

These options are available on the Analytics Home page and the Competition page.

The following general options are available:

Widget	Description
Analytics Home	Open the Industry Analytics Home page and view the available data.
Competition	Open the Competition page and view the performance of your product listings against products from other manufacturers.
Information ⓘ	Click this button to display tooltips and learn more about each industry analytics feature.
Reset ↺	Click this button to reset all analytics widgets to their default state.
Date 📅	Click this button and select a date to filter the available industry data.

Analytics Home Page

To focus on data based on specific criteria, such as location and unique Specpoint families (in which the product is specified), industry analytics organize data into widgets. On the Analytics Home page, the following types of widgets are available:

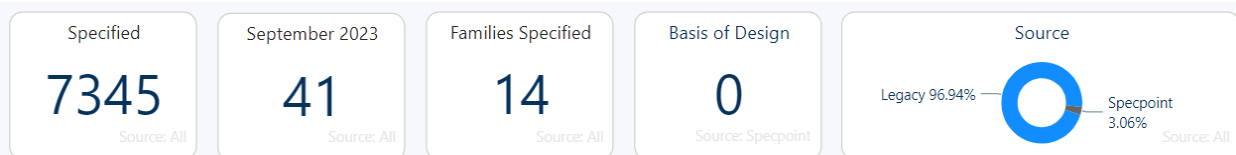
- KPI Widgets
- Specpoint Data Widgets
- Specpoint and Legacy Data Widgets



As industry analytics derives data from Specpoint and/or legacy applications, each available widget indicates the source of the data that it displays.

Key Performance Indicator (KPI) Widgets

Use key performance indicator (KPI) widgets to see how design professionals from A/E firms view and specify your BPM's product listings in their projects. These widgets indicate the number of times that your product listings were specified, based on specific criteria.



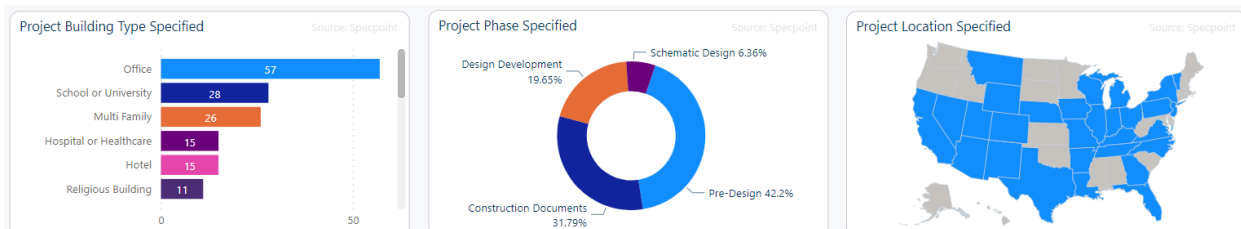
The following KPI widgets are available:

Widget	Description
Specified (by year)	This indicates the number of times that a product or its manufacturer was specified in either Specpoint or in legacy applications in your selected years. You can select one or multiple years from the date picker ().
Specified (by month)	This indicates the number of times that a product or its manufacturer was specified in either Specpoint or in legacy applications in the current month.
Families Specified	This indicates the number of families in which a product or its manufacturer was specified in either Specpoint or in legacy applications.
Specified as BOD	This indicates the number of times that a product from the manufacturer was specified in a Specpoint A/E project as a basis-of-design (BOD) product.

Widget	Description
Source	This displays the platforms where the specification activity occurred, either in Specpoint or in legacy applications, such as MasterWorks or SpecBuilder Cloud.

Specpoint Data Widgets

Use Specpoint data widgets to see how design professionals from A/E firms view and specify your BPM's product listings in their Specpoint projects. These widgets indicate the number of times your product listings are specified, based on specific criteria. The criteria used are intelligent project parameters within Specpoint for A/E firms.

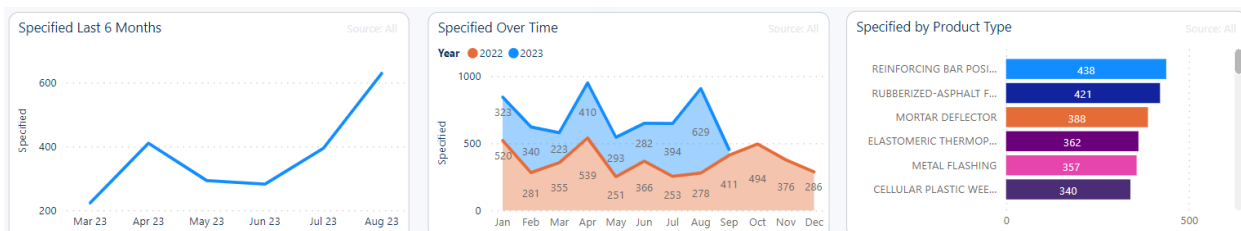


The following Specpoint data widgets are available:

Widget	Description
Project Building Type Specified	This indicates the number of times that a product from a manufacturer was specified based on a Specpoint project building type.
Project Location Specified	This indicates the number of times that a product from a manufacturer was specified based on a Specpoint project's state.
Project Phase Specified	This indicates the number of times that a product from a manufacturer was specified based on a Specpoint project's phase.

Specpoint and Legacy Data Widgets

These widgets enable you to gain insight on a product listing's performance in Specpoint A/E projects and in legacy applications (such as MasterWorks), based on specific criteria.



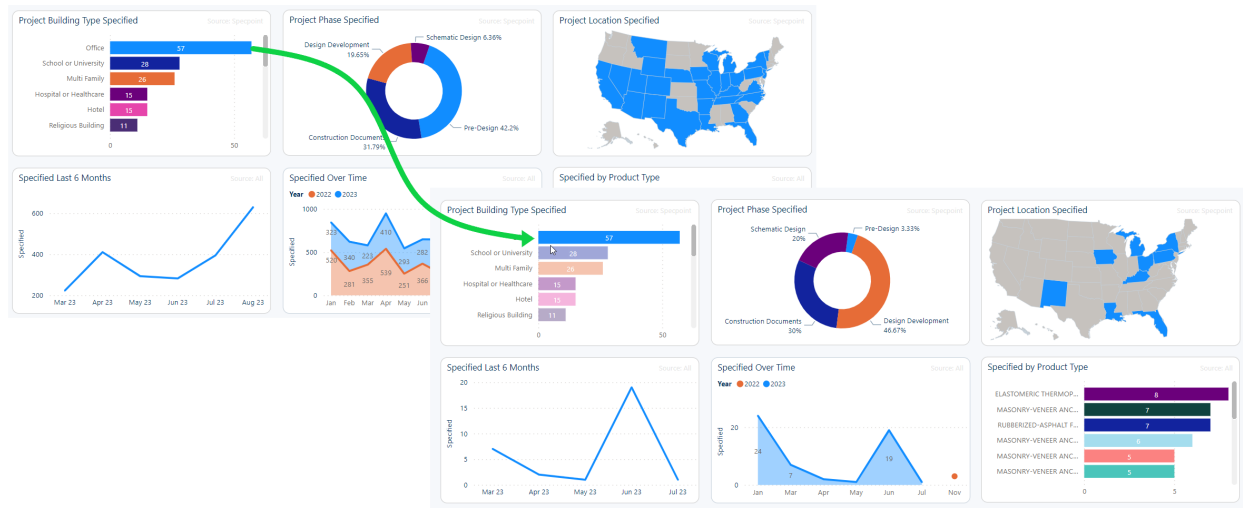
The following Specpoint and legacy data widgets are available:

Widget	Description
Specified Last 6 Months	This indicates the number of times that a product from a manufacturer was specified per month, for the last six months.

Widget	Description
Specified Over Time	This indicates the number of times that a product from a manufacturer was specified per month, for the current year and the previous year.
Specified by Product Type	This indicates the number of times that a product from a manufacturer was specified per product type.

Dynamic Filtering

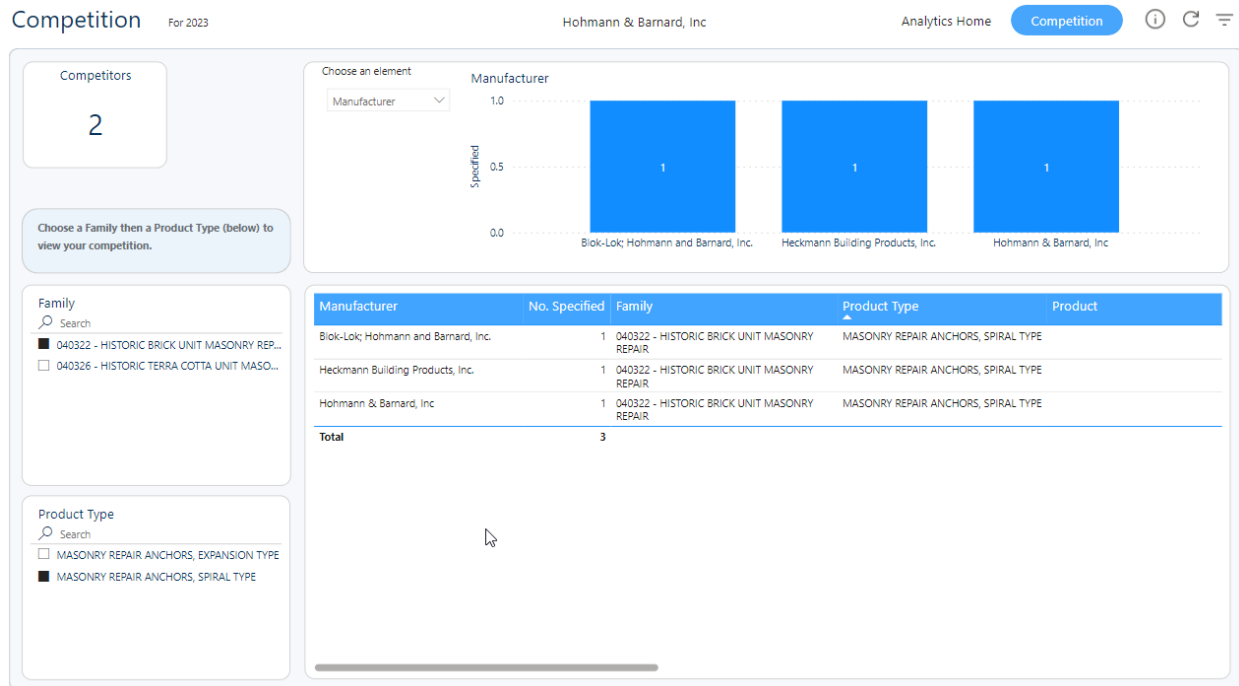
You can select data in a widget to filter data in the remaining other widgets. This allows you to sharpen your focus on desired data points and discover key connections in your product performances.



For example, you clicked a data point in the **Project Building Type Specified** widget, such as the specified count for **Office**. The platform filters the data in the **Project Phase Specified** and **Project Location Specified** widgets for only specified products for the **Office** building type.

Competition Page

Use this page to view how product listings from other companies and manufacturers perform in the same family or product type. This enables you to research the product selection behavior of A/E design professionals.



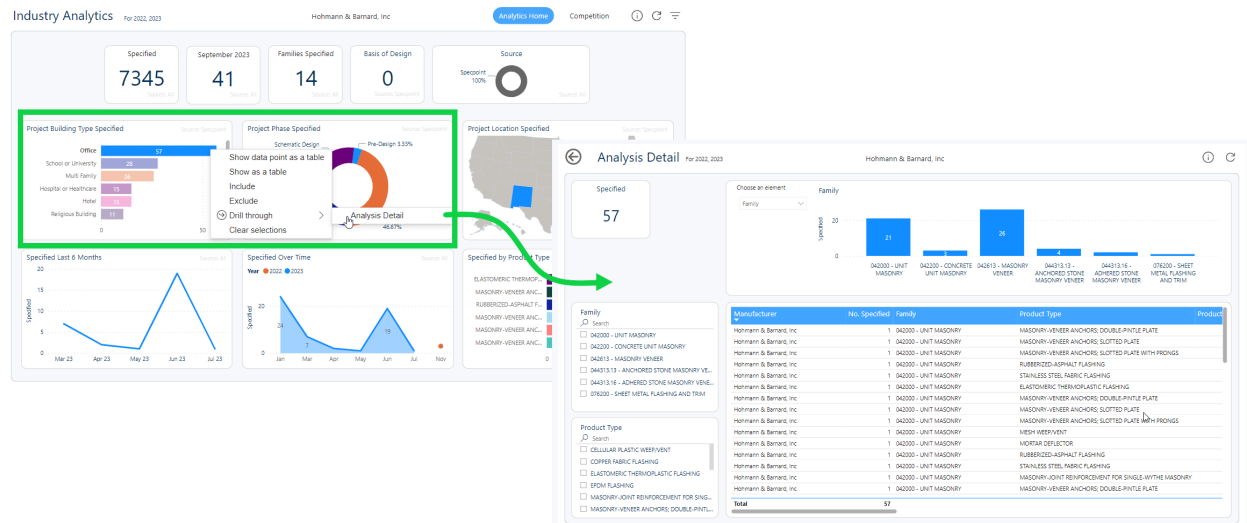
On this page, the following options are available:

Option	Description
Competitors (Count)	Based on your selected Specpoint family and product type, this widget indicates the number of competitors for your BPM's product listing
Element Chart	Based on your selected Specpoint family, product type, and element, this widget displays the number of specified product listings on a chart.
Manufacturer Specified List	Based on your selected Specpoint family and product type, this widget lists all instances of the specified product listings in a project.
Family Filter	Select a Specpoint family to filter the Competitors , Element Chart , and Manufacturer Specified List on this page.
Product Type Filter	Select a product type to filter the Competitors , Element Chart , and Manufacturer Specified List on this page.

Drill Through and Analysis Detail Page

You can open data from a widget onto the Analysis Detail page. This allows you to drill through layers of data and analyze the available information based on a given widget's criterion.

The drill through feature is available for most widgets and charts on the Analysis Home page and the Competition page. To drill through data from a widget onto the Analysis Detail page, on the widget, right-click and click **Drill Through**.



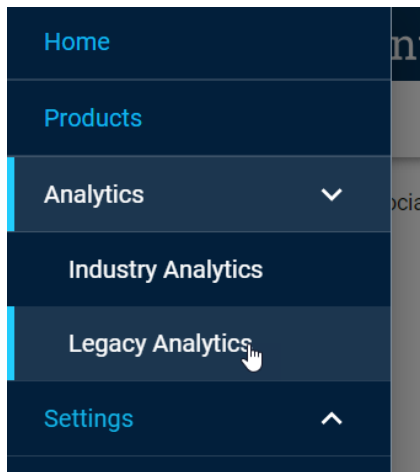
Option	Description
Specified (Count)	Based on the widget criterion and your selected Specpoint family and product type, this widget indicates the number of instances the product listings were specified in projects.
Element Chart	Based on your selected Specpoint family, product type, and element, this widget displays the number of specified product listings on a chart.
Manufacturer Specified List	Based on your selected Specpoint family and product type, this widget lists all instances of the specified product listings in a project.
Family Filter	Select a Specpoint family to filter the Specified , Element Chart , and Manufacturer Specified List on this page.
Product Type Filter	Select a product type to filter the Specified , Element Chart , and Manufacturer Specified List on this page.

Enhancements

This section includes summaries of the enhancements made to existing features in this release.

Legacy Analytics

With the introduction of Specpoint's new industry analytics features, the platform now maintains the existing analytics features under Legacy Analytics. To access the legacy analytics features, click **Analytics » Legacy Analytics** on the navigation menu.



Release 1.7.6

Released: September 13, 2023

This release includes general maintenance and performance adjustments throughout the platform.

Release 1.7.5

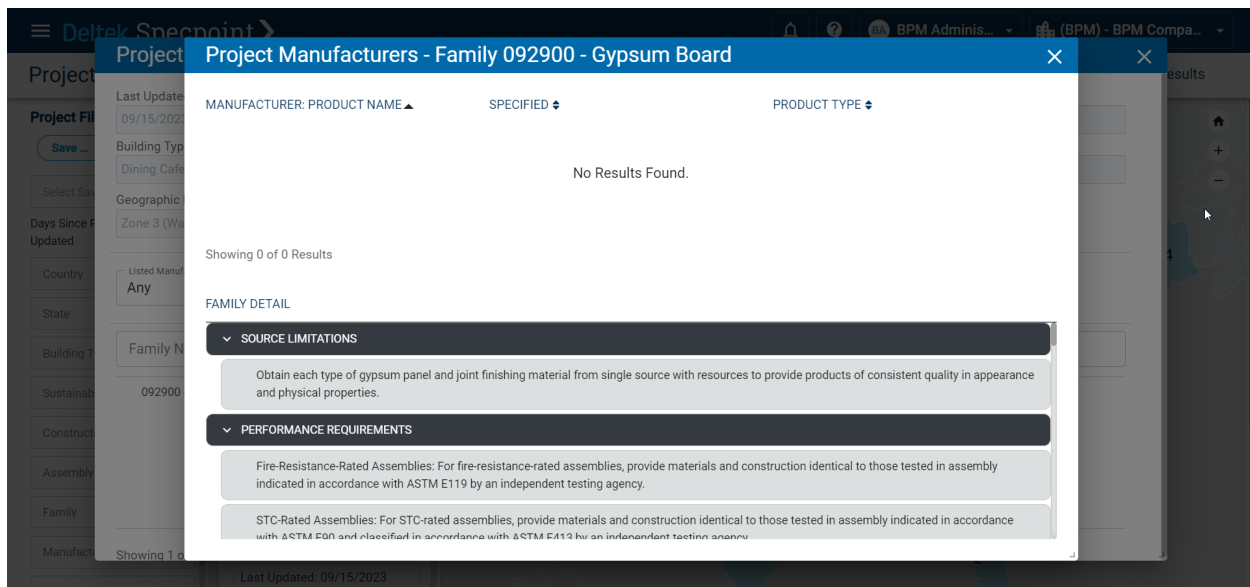
Released: September 7, 2023

Enhancements

This section includes summaries of the enhancements made to existing features in this release.

Project Research Map Performance

The Project Research Map on the home dashboard now includes improved performance. This enhancement includes the Project Overview Data window and the Project Manufacturers window.



You will realize improved loading times while viewing and researching project data on the map.

Release 1.7.4

Released: August 31, 2023

This release includes general maintenance and performance adjustments throughout the platform.

Release 1.7.3

Released: August 15, 2023

This release includes general maintenance and performance adjustments throughout the platform.

Release 1.7.2

Released: August 9, 2023

This release includes general maintenance and performance adjustments throughout the platform.

Release 1.7.1

Released: July 28, 2023

This release includes general maintenance and performance adjustments throughout the platform.

Release 1.7

Released: July 24, 2023

New Features

This section includes summaries of the new features in this release.

Manufacturer Options

You can now use manufacturer options to include additional options to product properties for your BPM company's product listings. These options enable you to accurately describe products that specialize or innovate beyond MasterSpec's standard options. Manufacturer options are available in the following types:

Type	Description
Addition to MasterSpec Properties	<p>Add manufacturer options to existing MasterSpec properties. This allows you expand upon standard MasterSpec options for your product listings' standard properties. For example:</p> <p>Metallic-Coated Steel Fascia Covers</p> <p>Surface: Smooth, flat ✓ Embossed ✓ Orange-peel finish</p>
New Manufacturer Property	<p>Add manufacturer options to create a new product property for your product listing. This enables you to specify a new dimension or aspect for a product listing and highlight its specialized application in construction projects. For example:</p> <p>Dimensions</p> <p>Length: ✓ 12 feet ✓ 6 feet</p>

Manufacturer options are available only for Premium MasterSpec listings and Premium listings.

To add manufacturer options to your product listings, contact your customer support representative or reseller.

Properties on the Manage Listing Page

The Properties portion of the Manage Listing page includes new features for manufacturer options. For a given product listing, this portion now divides the listing's MasterSpec properties and manufacturer properties into the following lists:


List	Description
MasterSpec Properties	These properties are standard or baseline properties based on the product listing's MasterSpec product type. For each property, Specpoint displays both







List	Description
	<p>selected options and cleared/unselected options to provide users industry information about the property.</p> <p>Metallic-Coated Steel Fascia Covers</p> <p>Surface: Smooth, flat ✓ Embossed ✓ Orange-peel</p> <p>finish</p> <p>A MasterSpec property can have a combination of the following option types:</p> <ul style="list-style-type: none"> MasterSpec options Manufacturer options
Manufacturer Properties	<p>These properties are additional properties that are specific to a BPM company and its product listings.</p> <p>A manufacturer property can have only manufacturer options.</p>

For each product property, the following property options are available:

Property Option	Description
MasterSpec Options	<p>These are standard or baseline options and are available by default for only MasterSpec properties under MasterSpec product types.</p> <p>When selected, a MasterSpec option displays in green font in display mode or as a green pill in edit mode.</p>
Manufacturer Options	<p>These are additional options that are specific to a BPM company and its product listings. Manufacturer options are available for both MasterSpec properties and Premium General Distribution product properties.</p> <p>When selected, a manufacturer option displays in blue font in display mode or as a blue pill in edit mode.</p>

In addition, the following general options are now available:


Option	Description
Manufacturer Options	Click this button to open the Manufacturer Options window and learn about the MasterSpec options and manufacturer options for the product listing.
Info Icon 	Click this icon to view the legend for the available property options. Display Mode:

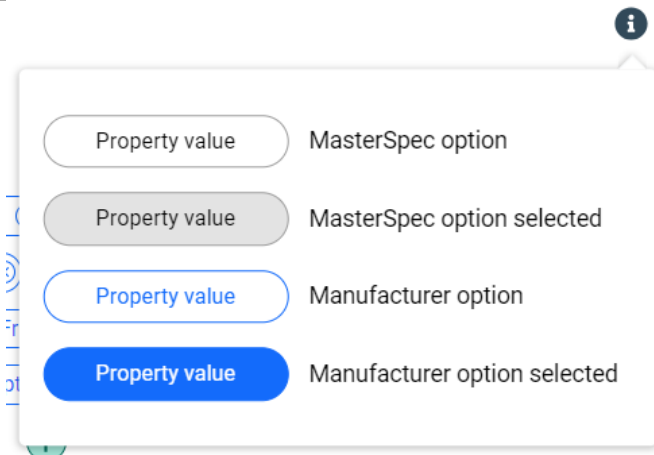
Option	Description
	<div> <div> PROPERTIES  </div> <div> <div> Property value MasterSpec option </div> <div>  Property value MasterSpec option compliant </div> <div>  Property value Manufacturer option compliant </div> </div> <div> Kind: Fully tempered </div> <div> Edit Mode: </div> <div> <div> Property value MasterSpec option </div> <div>  Property value MasterSpec option selected </div> <div>  Property value Manufacturer option selected </div> </div> <div> PROPERTIES  </div> </div>

Manufacturer Options Window

As a BPM administrator or author, you can now use this window to view the available product properties, both MasterSpec and manufacturer, for your BPM's product listing. In addition, this tab informs you about manufacturer options and how you can enable them for your product listings.

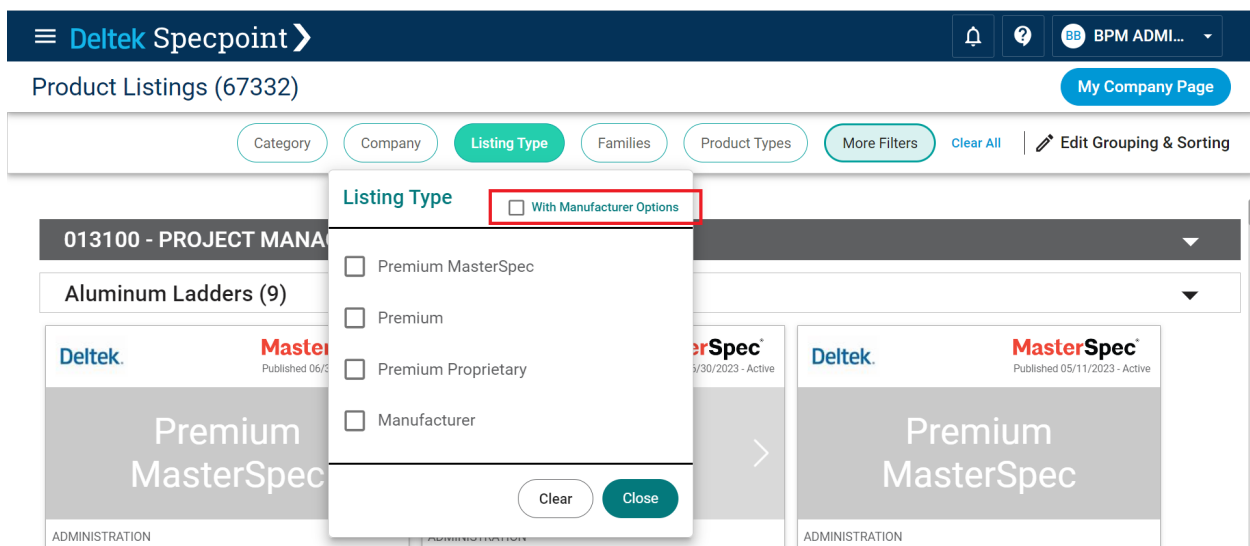
On this window, the following main features are available:

Feature	Description
Info Icon 	Click this icon to view the legend for the available property options.

Feature	Description
	
MasterSpec + Options Tab	This tab displays the available MasterSpec properties for the product listing. This includes each property's options, which include both MasterSpec options and manufacturer options.
Manufacturer Options Tab	This tab displays the available manufacturer properties for the product listing. This includes each property's options, which include only manufacturer options.


Manufacturer Options Filter

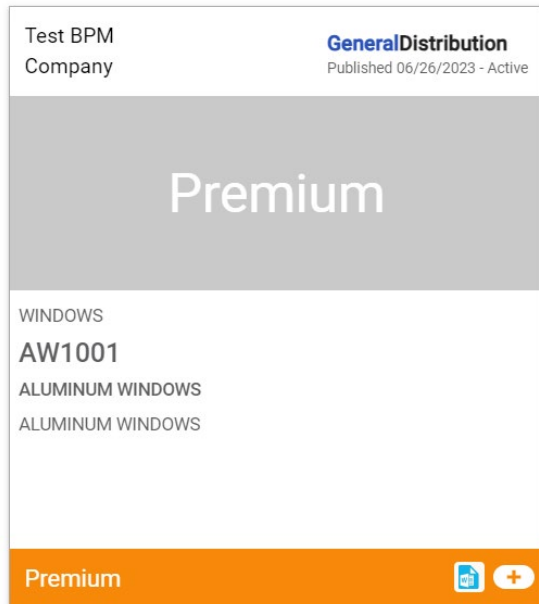
The Product Listings page includes a **With Manufacturer Options** option within the **Listing Type** filter. You can select this option to filter only product listings that include manufacturer options.



Note: Selecting this option limits the Listing Type filter to only the **Premium MasterSpec** and **Premium** options.

Product Listing Card Indicator

On the Product Listings page, product listing cards for product listings that include manufacturer options include a plus icon . Use this icon to quickly identify product listings with additional product properties or additional property options.



Release 1.6

Released: June 29, 2023

This release includes general maintenance and performance adjustments throughout the platform.

Release 1.5.8

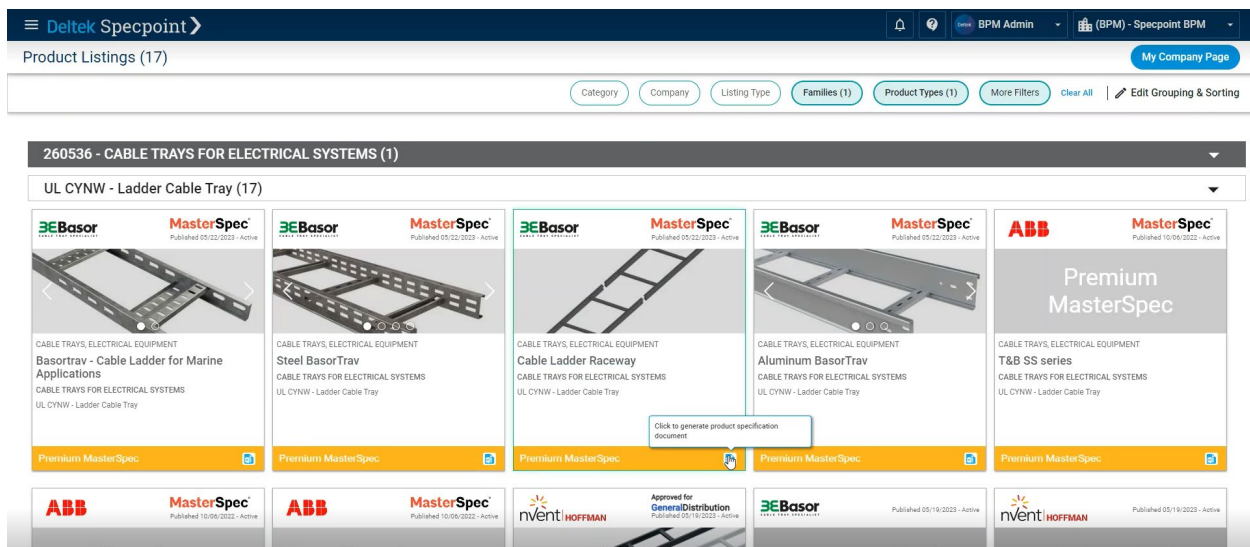
Released: June 14, 2023

Software Issues Resolved

This section includes summaries of the resolved software issues in this release.

Missing Product Specification Documents

Bug 1929737: For product listings under the **260536 Cable Trays for Electrical Systems** family, the auto-generated product specification documents were not available. Specification writers were unable to download and use this resource in their project specifications.



Release 1.5.7

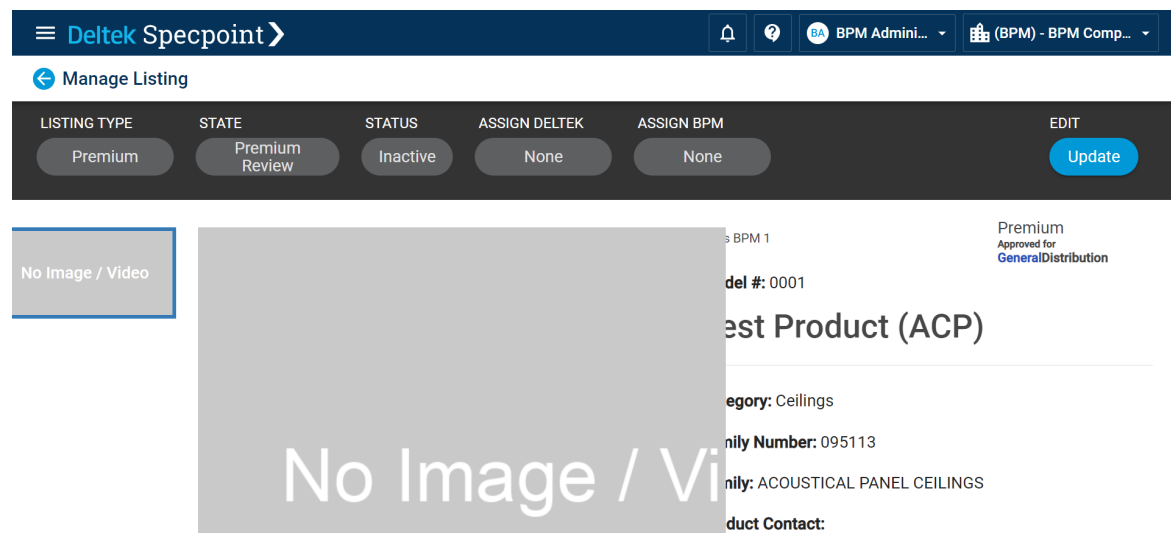
Released: May 17, 2023

Software Issues Resolved

This section includes summaries of the resolved software issues in this release.

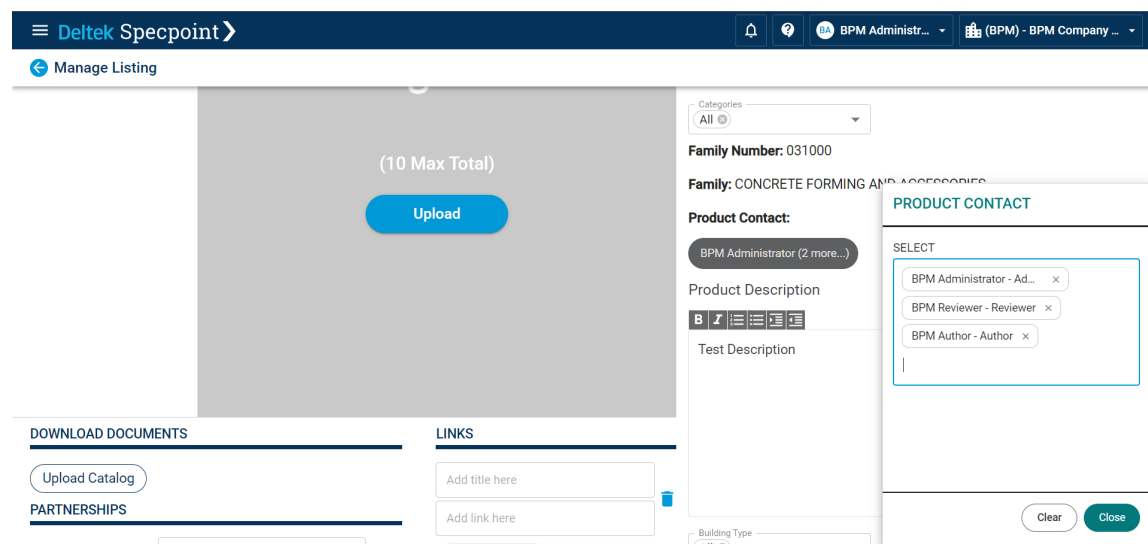
Product Image Placeholder Overlap

Bug 1921395: On the Manage Listing page for a product listing that did not have an uploaded image or video, the image placeholder overlapped other page contents when you zoomed the browser to 150%.



Product Contact Retention

Bug 1932348: The Manage Listing page for a product listing did not reflect your additions and removals in the **Product Contact** field. As a workaround, you needed to refresh the page.



Release 1.5.6

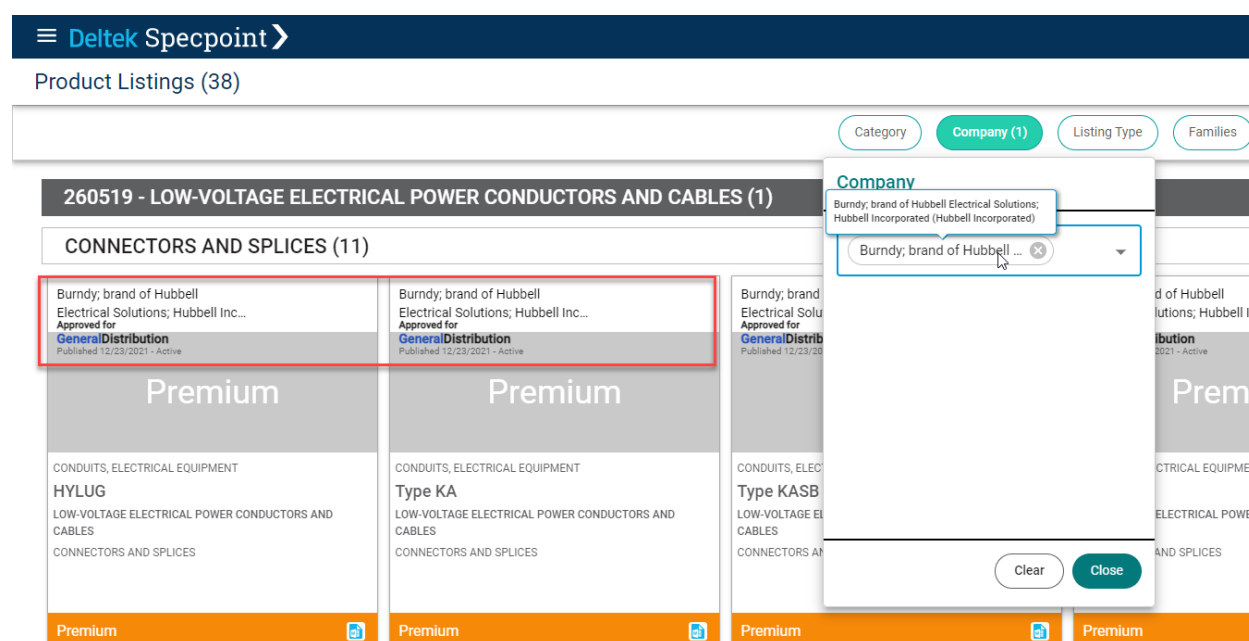
Released: April 26, 2023

Software Issues Resolved

This section includes summaries of the resolved software issues in this release.

Product Listing Card Alignment

Bug 1708209: For product listings of BPM companies that have long company display names, their respective product listing cards displayed misaligned distribution labels, such as **MasterSpec** and **Approved for General Distribution**.



Assign BPM Option Alignment

Bug 1899027: On the Manage Listing page for your BPM's product listing, the **Assign BPM** option displayed on the next line without any spacing from the edge of the header/secondary toolbar. This issue applied in cases of long values for options on the header/secondary toolbar.

Deltek Specpoint

BPM Administrator
(BPM) - BPM Company Test

Manage Listing

LISTING TYPE
STATE
STATUS
ASSIGN DELTEK

Premium
Premium Review
Inactive
None

ASSIGN BPM
BPM Administrator

EDIT
Update

No Image / Video

Docs BPM 1
Premium Approved for General Distribution

Model #: 0001

Docs Product Test

Category:
Structural Framing, Ramps, Structural Foundations, Structural Rebar, Walls, Columns, Stairs, Structural Columns, Structural Beam Systems, Floors

Family Number: 031000

Family: CONCRETE FORMING AND ACCESSORIES

Product Contact:
BPM Administrator

Test Description

Release 1.5.5

Released: April 12, 2023

This release includes general maintenance and performance adjustments throughout the platform.

Release 1.5.4

Released: April 5, 2023

Software Issues Resolved

This section includes summaries of the resolved software issues in this release.

Inconsistent BPM Company Name

Bug 1883985: For select BPM companies, their company names were inconsistent throughout the platform, such as on the Company page, a product listing card, and a Manage Listing page. Typically, this issue affected company names that included case changes. For example, a BPM company changed a few letters in its company name from lowercase to uppercase, such as Test-bpm and Test-BPM.

This issue affected search results on the Product Listings page when you used the **Company** filter as this filter is case sensitive.

Incorrect Count for Premium MasterSpec Listings

Bug 1911410: On the Company page for select BPM accounts, the Premium MasterSpec Listings tile displayed an incorrect count of the BPM's premium MasterSpec product listings.

The screenshot shows the 'Company Page' for 'BPM Test Company' in the Delttek Specpoint application. The page layout includes a top navigation bar with the Delttek logo and user information. Below this is a banner image of a laboratory. The main content area features the company name 'BPM Test Company' and a 'Who We Are' section. To the right, there are four tiles displaying listing counts: 'Premium MasterSpec Listings' (181), 'Premium Listings' (5), 'Proprietary Listings' (0), and 'Manufacturer Listings' (171). The 'Premium MasterSpec Listings' tile is highlighted with a red box. At the bottom, there is a 'Listing Categories (19)' section with a 'View All' link.

Incorrect Categories for Product Listing Cards

Bug 1894470: Select newly created product listings had Generic Models as its default category.

Modifying Product Contacts

Bug 1715141: When you modified the product contacts of your BPM's product listing, the Manage Listing page did not retain your modifications.

The screenshot shows the 'Manage Listing' page in the Deltak Specpoint application. The page header includes the Deltak Specpoint logo and navigation links. The main content area displays a product listing for 'Test Product (ACP)' with a model number of 0001. The product is categorized as 'ACOUSTICAL PANEL CEILING' and has a family number of 095113. The 'Product Contact' section shows a list of contacts, including 'BPM Administrator (1 more...)'. A modal window titled 'PRODUCT CONTACT' is open, showing a 'SELECT' dropdown with options 'BPM Administrator - Ad...' and 'BPM Author - Author'. The modal also includes 'Clear' and 'Close' buttons.

Modifying Categories of Proprietary Listings


Bug 1894258: You were unable to modify the categories of your Premium Proprietary product listings based on existing families. On the Manage Listing page in edit mode, the **Category** option displayed a **No options** message instead of the available categories. This prevented you from selecting new categories.

The screenshot shows the 'Manage Listing' page in the Deltak Specpoint application. The page header includes the Deltak Specpoint logo and navigation links. The main content area displays a product listing for 'Test Product (ACP)' with a model number of 0004. The product is categorized as 'ACOUSTICAL PANEL CEILING' and has a family number of 095113. The 'Product Contact' section shows a list of contacts, including 'BPM Administrator'. The 'Categories' dropdown menu is open, showing 'Ceilings' and 'Walls' as options. Below the dropdown, a message states 'No options'. The modal also includes 'Cancel', 'Save', and 'Submit' buttons.

Overlapping Property Text

Bug 1912047: For select product listings, the Properties portion of the Manage Listing page displayed overlapping text for product type properties.

PROPERTIES

 View Full List of Properties Available

PAINTING STEEL UNCOVERED DURING THE WORK

Surface Preparation: Remove paint, rust, and other contaminants according to SSPC-SP 2, "Hand Tool Cleaning" SSPC-SP 3, "Power Tool Cleaning" or [✓ SSPC-SP 6/NACE No. 3, "Commercial Blast Cleaning"](#), as applicable to comply with paint manufacturer's recommended preparation

PARTIAL STONE REPLACEMENT

Exposed Pinning: Before applying adhesive, prepare for mechanical anchorage consisting of 1/4-inch- (6-mm-) diameter, plain threaded stainless-steel pins set into 1/4-inch- (6-mm-) diameter holes drilled at a 45-degree downward angle through face of partial replacement and into backing stone.

Concealed Pinning: [✓ Center and space pins 3 to 5 inches \(75 to 125 mm\) apart and at least 2 inches \(50 mm\) from any edge. Insert pins at least 2 inches \(50 mm\) into backing stone and 2 inches \(50 mm\) into parent stone.](#) Before applying adhesive, prepare for concealed mechanical anchorage consisting of 1/4-inch- (6-mm-) diameter, plain threaded stainless-steel pins set into 1/4-inch- (6-mm-) diameter holes drilled into backing stone and into, but not through, the partial replacement. Center and space pins 3 to 5 inches (75 to 125 mm) apart and at least 2 inches (50 mm) from any edge. Insert pins at least 2 inches (50 mm) into backing stone and 2 inches (50 mm) into partial replacement, but no closer than 3/4 inch (19 mm) from exposed face of partial replacement.

STONE-FRAGMENT REPAIR

Pinning: Before applying adhesive, prepare for mechanical anchorage consisting of 1/4-inch- (6-mm-) diameter, plain threaded stainless-steel pins set into 1/4-inch- (6-mm-) diameter holes drilled at a 45-degree downward angle through face of fragment and into parent stone.

Concealed Pinning: [✓ Center and space pins between 3 and 5 inches \(75 and 125 mm\) apart and at least 2 inches \(50 mm\) from any edge. Insert pins at least 2 inches \(50 mm\) into parent stone and 2 inches \(50 mm\) into fragment.](#) Before applying adhesive, prepare for concealed mechanical anchorage consisting of 1/4-inch- (6-mm-) diameter, plain threaded stainless-steel pins set into 1/4-inch- (6-mm-) diameter holes drilled into parent stone and into, but not through, the fragment. Center and space pins between 3 and 5 inches (75 and 125 mm) apart and at least 2 inches (50 mm) from any edge. Insert pins at least 2 inches (50 mm) into parent stone and 2 inches (50 mm) into fragment, but no closer than 3/4 inch (19 mm) from exposed face of fragment.

Release 1.5.3

Released: March 23, 2023

This release includes general maintenance and performance adjustments throughout the platform.

Release 1.5.2

Released: March 16, 2023

Enhancements

This section includes summaries of the enhancements made to existing features in this release.

Categories for Product Listings

You can now assign specific building categories to your product listings. This allows you to more accurately define the possible purposes and projects for which a product is useful.

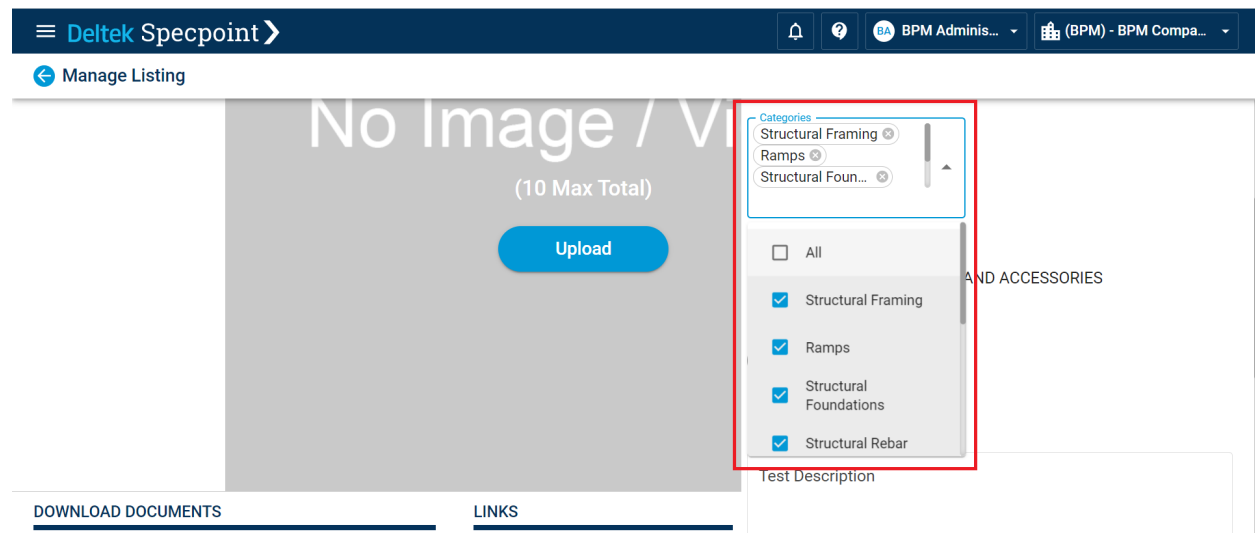
For a given product listing, the Manage Listing page and Product Detail page list the assigned categories for the listing. This provides customers with an enhanced experience in filtering product listings by category as well as a better understanding on manufacturer intent on the listing.

Category:

Structural Framing, Ramps, Structural Foundations, Structural Rebar, Walls, Structural Columns, Structural Beam Systems, Floors

Family Number: 031000

By default, all listings fall under all categories. On the Manage Listing page in edit mode, use the **Categories** field to select one or multiple building categories under which a given product listing is applicable.



The available categories that you can select from depend on the product listing's assigned family. In addition, you can perform the following actions in the **Categories** field:

- To search for a category, enter a category in this field.
- To remove a selected category, click the **x** in the category pill.

Software Issues Resolved

This section includes summaries of the resolved software issues in this release.

Product Type Name in Product Specification Document

Bug 1838982: For select product listings, auto-generated product specification document included the incorrect product type name in its document contents.

The indicated product type in the product listing card and the Manage Listing page is different from the indicated product type in various locations throughout the product specification document.

- Revisions made to the original MasterSpec text are made solely by the Licensee and are not endorsed by, or representative of the opinions of, Deltek or The American Institute of Architects (AIA). Neither AIA nor Deltek are liable in any way for such revisions or for the use of this Section by any end user. A qualified design professional should review and edit the document to suit project requirements.

SECTION 072100 - THERMAL INSULATION

PART 1 - GENERAL

1.1 SUMMARY

A. Section Includes:

1. Graphite-polystyrene foam-plastic board insulation.
2. Glass-fiber blanket insulation.

B. Related Requirements:

This issue applied to select product types under select families such as the **Glass-Fiber Blanket Insulation, Foil Faced** product type under the **072100 Thermal Insulation** family.

Incomplete Product Type Properties

Bug 1860094: In Specpoint BPM, product listings of specific product types did not have complete product type property options on the Manage Listing page.

Deltek Specpoint >

Manage Listing

Catalog Download

Product Type: Aluminum Flush Access Doors

PROPERTIES ☒ View Full List of Properties Available

Aluminum Sheet for Door:	Nominal 0.045 inch (1.15 mm), with mill manufacturer's standard baked-enamel or powder-coat finish
Optional Features:	Gasketing Double-leaf doors Piano hinges Louvers Masonry anchors Removable doors
Locations:	Wall Ceiling Wall and ceiling
Frame Material:	Same material, thickness, and finish as door
Latch and Lock:	Cam latch, screwdriver operated Cam latch, key operated Cam latch, hex-head wrench operated Cam latch, pinned-hex-head wrench operated Cam latch, spanner-head wrench operated Latch bolt, knurled-knob operated Latch bolt, key operated Prepared for mortise cylinder As indicated on Drawings As indicated in schedule with interior release

This is in comparison to the following data in Specpoint A/E:

- The same product listings in the Product Listings window
- Baseline product specification contents

PRODUCT PROPERTIES ☒ View Full List of Properties Available

Aluminum Sheet for Door:	Nominal 0.045 inch (1.15 mm), with mill manufacturer's standard baked-enamel or powder-coat finish
Optional Features:	Gasketing Double-leaf doors Piano hinges Louvers Masonry anchors Removable doors
Locations:	Wall Ceiling Wall and ceiling
Frame Material:	Same material, thickness, and finish as door
Latch and Lock:	Cam latch, screwdriver operated Cam latch, key operated Cam latch, hex-head wrench operated Cam latch, pinned-hex-head wrench operated Cam latch, spanner-head wrench operated Latch bolt, knurled-knob operated Latch bolt, key operated Prepared for mortise cylinder As indicated on Drawings As indicated in schedule with interior release

Release 1.5.1

Released: March 6, 2023

Software Issues Resolved

This section includes summaries of the resolved software issues in this release.

My Company Page Access

Bug 1884172: On the Product Listings page, the **My Company Page** button was unresponsive. You were unable to access the Company page for your BPM.

The screenshot shows the Deltak Specpoint interface. At the top, there is a navigation bar with the Deltak Specpoint logo, a search icon, and user information. Below the navigation bar, the main content area displays 'Product Listings (52)'. A filter bar at the top of the listings area includes buttons for 'Category', 'Company', 'Listing Type', 'Families', 'Product Types (1)', 'More Filters', 'Clear All', and 'Edit Grouping & Sorting'. The 'My Company Page' button is highlighted with a red box. Below the filter bar, the listings are grouped under '095113 - ACOUSTICAL PANEL CEILINGS (1)'. The first group is 'ACOUSTICAL PANELS (52)'. The listings are displayed in a grid format, showing four product cards: 'USG Millennia® High-NRC Acoustical Panels - QE', 'CertainTeed VinylShield', 'Rockfon Impact', and 'CARDINAL Acoustics Lay-In Panels'. Each card includes a product image, the product name, and the 'Premium MasterSpec' logo.

Release 1.5

Released: February 28, 2023

This release includes general maintenance and performance adjustments throughout the platform.

Release 1.4.2

Released: February 7, 2023

This release includes general maintenance and performance adjustments throughout the platform.

Release 1.4.1

Released: February 3, 2023

Software Issues Resolved

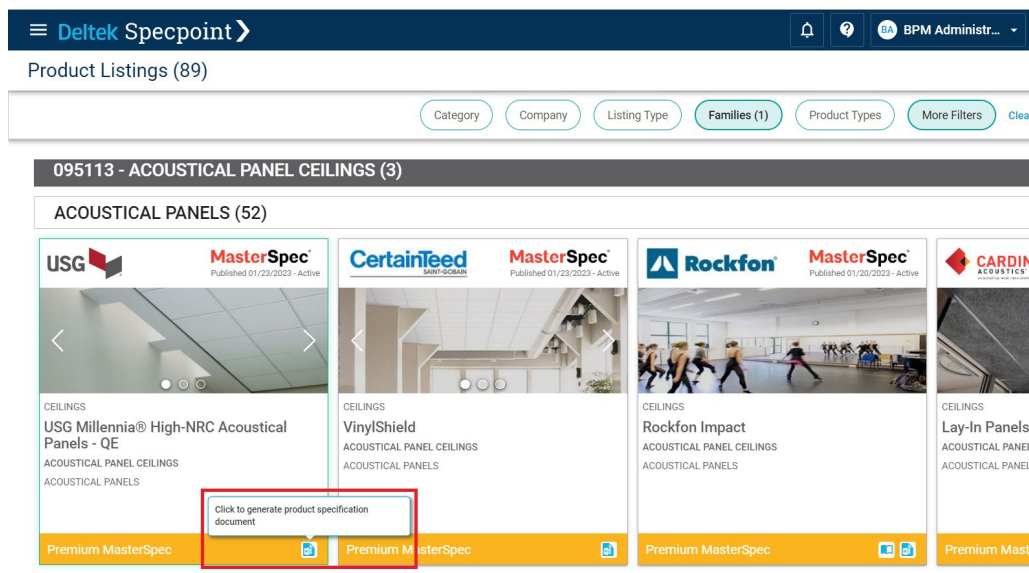
This section includes summaries of the resolved software issues in this release.

Unavailable Product Specification Document

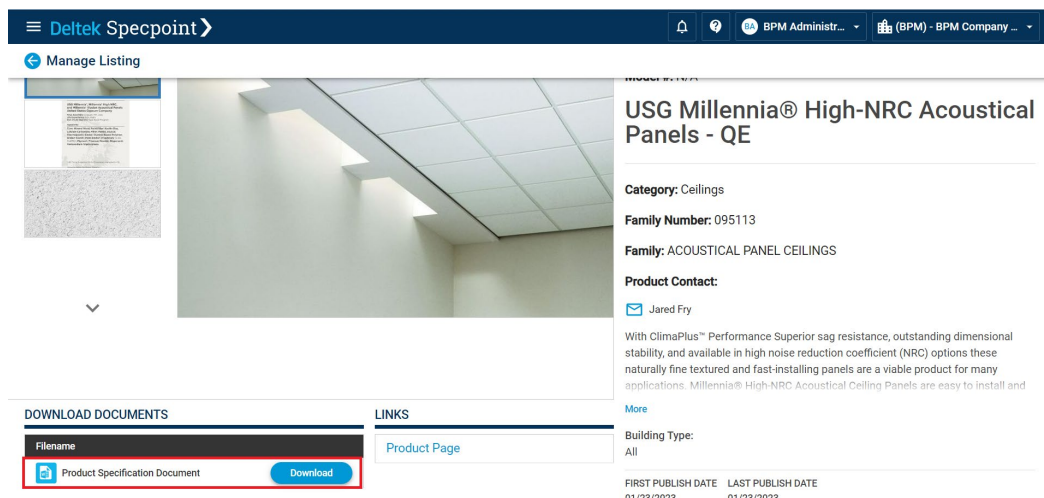
Bug 1870246: You were unable to download the product specification document, which Specpoint automatically generates, for all product listings. When you clicked the available options for download, the platform did not respond.

The product specification document is available for download in the following locations:

- On a product listing card on the Product Listings page



- Under Download Documents on the Manage Listings page



Release 1.4

Released: February 1, 2023

This release includes general maintenance and performance adjustments throughout the platform.

Release 1.3.18

Released: December 15, 2022

This release includes general maintenance and performance adjustments throughout the platform.

Release 1.3.17

Released: December 15, 2022

This release includes general maintenance and performance adjustments throughout the platform.

Release 1.3.16

Released: December 6, 2022

This release includes general maintenance and performance adjustments throughout the platform.

Release 1.3.15

Released: December 1, 2022

Enhancements

This section includes summaries of the enhancements made to existing features in this release.

Recently Listed Product Listings

The Recently Listed widget on the home dashboard displays only product listings of type Premium MasterSpec, Premium, or Premium Proprietary.

The widget no longer displays Manufacturer listings.

Software Issues Resolved

This section includes summaries of the resolved software issues in this release.

Product Type Filter

Bug 1690038: You encountered the following issues with the Product Type filter on the Product Listings page:

- The **Clear Filter** button was not available.
- When you navigated back to the Product Listings page from the Manage Listings page, the filter did not retain your product type property selections under Select Your Properties.

The screenshot shows the Deltek Specpoint application. At the top, there's a navigation bar with the Deltek logo and 'Specpoint' text. Below it, a 'Product Listings (100)' section is visible. A modal window titled 'ALUMINUM WINDOWS' is open, displaying a search bar and a list of product types. The main area of the modal shows the 'Select Your Properties' section for 'ALUMINUM WINDOWS'. This section includes various property selection options such as 'Types' (Outswing, Inswing), 'Glass' (Kind: Fully tempered), and 'Windborne-Debris-Impact-Resistant Laminated Glass' (Float Glass: Annealed, Heat strengthened, Fully tempered). There are also options for 'Interlayer' and 'Outer Ply'. A 'Clear Search' button is at the bottom left of the modal, and 'Clear Filters' and 'Close' buttons are at the bottom right.

Broken Images

Bug 1727767: Some images of product listings as well as corporate logos did not load on the Manage Listings page.

The screenshot shows the 'Manage Listing' page in Deltek Specpoint. At the top, there's a navigation bar with 'Manage Listing' and various action buttons like 'Add Product', 'Move/Copy', 'Delete', and 'Update'. Below the navigation bar, there's a table of product listings. The first listing is for 'Eucocrete' by 'Euclid Chemical Company'. The image for this product is broken, showing a placeholder. The product details on the right include 'Model #: N/A', 'Category: Administration', 'Family Number: 013513.16', and 'Family: SPECIAL PROJECT PROCEDURES FOR DETENTION FACILITIES'. There's also a 'Product Contact' section with 'Philip Brandt' as the contact. At the bottom, there's a 'DOWNLOAD DOCUMENTS' section with a table of documents and a 'LINKS' section with two links to 'Website page'.

Industry Analytics Page

Bug 1704793: When you navigated to the Industry Analytics page (by clicking **Industry Analytics** on the navigation menu), the page displayed an error message and failed to load its contents.

BA BPM Admini...

(BPM) - BPM Comp...

Industry Analytics

Whoops! Something went wrong. Please try [reloading the page](#). If this error persists, please [contact support](#) with the below error information:

```

Error: Error fetching manufacturers.
    at a (https://bpm-specpoint-staging.engdeltek.com/static/js/main.949ec3a0.chunk.js:1:517098)
    at a (https://bpm-specpoint-staging.engdeltek.com/static/js/main.949ec3a0.chunk.js:1:530718)
    at div
    at ft (https://bpm-specpoint-staging.engdeltek.com/static/js/main.949ec3a0.chunk.js:1:531513)
    at div
    at t.default (https://bpm-specpoint-staging.engdeltek.com/static/js/main.949ec3a0.chunk.js:1:532014)
    at Suspense
    at t (https://bpm-specpoint-staging.engdeltek.com/static/js/6.12a87853.chunk.js:2:229485)
    at t (https://bpm-specpoint-staging.engdeltek.com/static/js/6.12a87853.chunk.js:2:230436)
    at u (https://bpm-specpoint-staging.engdeltek.com/static/js/6.12a87853.chunk.js:2:1914778)
    at t (https://bpm-specpoint-staging.engdeltek.com/static/js/6.12a87853.chunk.js:2:230436)
    at l (https://bpm-specpoint-staging.engdeltek.com/static/js/6.12a87853.chunk.js:2:1914623)
    at t.a (https://bpm-specpoint-staging.engdeltek.com/static/js/6.12a87853.chunk.js:2:1914938)
    at se (https://bpm-specpoint-staging.engdeltek.com/static/js/main.949ec3a0.chunk.js:1:21465)
    at div
    at https://bpm-specpoint-staging.engdeltek.com/static/js/6.12a87853.chunk.js:2:1896378
    at https://bpm-specpoint-staging.engdeltek.com/static/js/6.12a87853.chunk.js:2:3310515
  
```

Note: The Industry Analytics feature is optional and may not be available for all BPM accounts. For more information, contact your Deltek onboarder.

Release 1.3.14

Released: November 18, 2022

This release includes general maintenance and performance adjustments throughout the platform.

Release 1.3.13

Released: November 3, 2022

This release includes general maintenance and performance adjustments throughout the platform.



Release 1.3.12

Released: November 3, 2022

Software Issues Resolved

This section includes summaries of the resolved software issues in this release.

Email Help Desk Option

Bug 1763831: On the Help menu () , the Email Help Desk option was unresponsive. You were unable to click  » **Email Help Desk** to contact Deltek Specpoint's dedicated help desk or your firm's designated account administrator as applicable to your permission.

Release 1.3.11

Released: October 17, 2022

Software Issues Resolved

This section includes summaries of the resolved software issues in this release.

Unexpected Change in User Status

Bug 1761036: Whenever an administrator edited a user account and modified the **Account Admin** option on the User page, the user received a **Status of Inactive**.

The screenshot shows the 'User' page in the Deltek Specpoint application. The page has a dark blue header with the 'Deltek Specpoint' logo and navigation icons. Below the header, the 'User' page title is displayed. The main content area contains several form fields: 'First Name' (Author), 'Last Name' (A/E Firm), 'User Email' (AE_Author@test.com), 'Permissions' (Admin), 'Discipline' (Architectural), 'Role' (Architectural Engineer), and 'Status' (Inactive). A red box highlights the 'Account Admin' checkbox, which is currently checked.

This issue did not require any changes to the user's assignment as the designated account administrator. modifying the **Account Admin** option pertains but is not limited to the following:

- Selecting the option
- Clearing the option selection
- Selecting the option and then clearing the option selection
- Clearing the option selection and then selecting the option

Release 1.3.10

Released: October 12, 2022

New Features

This section includes summaries of the new features in this release.

Account Administrator Assignment

Administrators can reassign the designated account administrator role for their BPM firm. A BPM can have only one account administrator, which is typically the first Specpoint user of your BPM. You no longer need to contact your Deltek onboarder or Deltek customer care to assign a new account administrator.

The screenshot shows the 'User' creation form in Deltek Specpoint. The form has a header bar with the Deltek Specpoint logo and navigation icons. Below the header, there are input fields for 'First Name' (BPM), 'Last Name' (Account Admin), and 'User Email' (BPMAccountAdmin@test.com). There are also dropdown menus for 'Permissions' (Admin), 'Discipline' (Building Product Manufacturer), and 'Role' (Director). A 'Status' dropdown is set to 'Pending Invite'. A red box highlights the 'Account Admin' checkbox, which is currently unchecked.

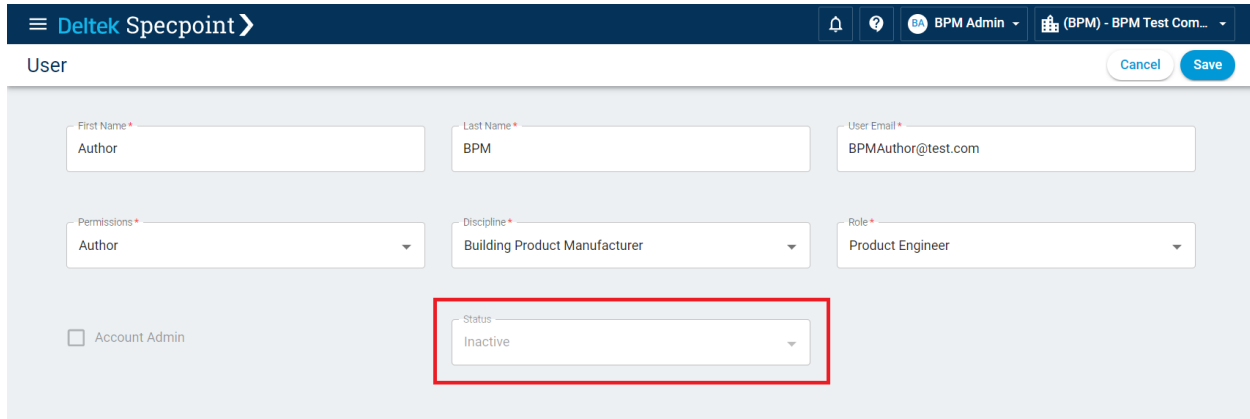
The User page includes the **Account Admin** option, which you can select to assign the user as the account administrator. This option is available for both creating a user and modifying a user. On the User Management page, the list of users includes an **Account Admin** column to allow you to easily identify the designated account administrator.

The screenshot shows the 'User Management' page in Deltek Specpoint. It includes a header bar with the Deltek Specpoint logo and navigation icons. Below the header, there's a 'User Management' section with a '+ New User' button. A table lists users with columns: First Name, Last Name, Email, Permissions, Account Admin, Discipline, and Role. A red box highlights the 'Account Admin' column, which contains checkboxes for each user. The first user, 'BPM Admin', has the checkbox checked. The other two users, 'Author' and 'Reviewer', have the checkboxes unchecked.

First Name	Last Name	Email	Permissions	Account Admin	Discipline	Role
BPM	Admin	mmDocsBPM1adm1@mailinator.com	Admin	<input checked="" type="checkbox"/>		
Author	BPM	mmDocsBPM1aut1@mailinator.com	Author	<input type="checkbox"/>	Building Product Manuf...	Product Engineer
Reviewer	BPM	mmDocsBPM1rev1@mailinator.com	Reviewer	<input type="checkbox"/>	Building Product Manuf...	Product Engineer

Addition of Users over the User Limit

Administrators can add new users even if your BPM reached the **User Limit**. A new user added beyond the limit will receive a **Status of Inactive** and will not receive a welcome email, which enables the user to create a new password and set up a user account.



The screenshot shows the 'User' creation interface in Deltek Specpoint. At the top, there's a navigation bar with the Deltek Specpoint logo and user information. Below the header, the 'User' form is displayed. It contains several input fields: 'First Name' with the value 'Author', 'Last Name' with 'BPM', and 'User Email' with 'BPMAuthor@test.com'. There are also dropdown menus for 'Permissions' (set to 'Author'), 'Discipline' (set to 'Building Product Manufacturer'), and 'Role' (set to 'Product Engineer'). A checkbox for 'Account Admin' is present and unchecked. The 'Status' dropdown menu is highlighted with a red box and is currently set to 'Inactive'. 'Cancel' and 'Save' buttons are located at the top right of the form.

In addition, the User page displays a warning message regarding the user limit after you click **Save**.

This feature allows administrators to add users in a queue for standby while waiting for the user limit to increase or while waiting for a user count to free up.

Enhancements

This section includes summaries of the enhancements made to existing features in this release.

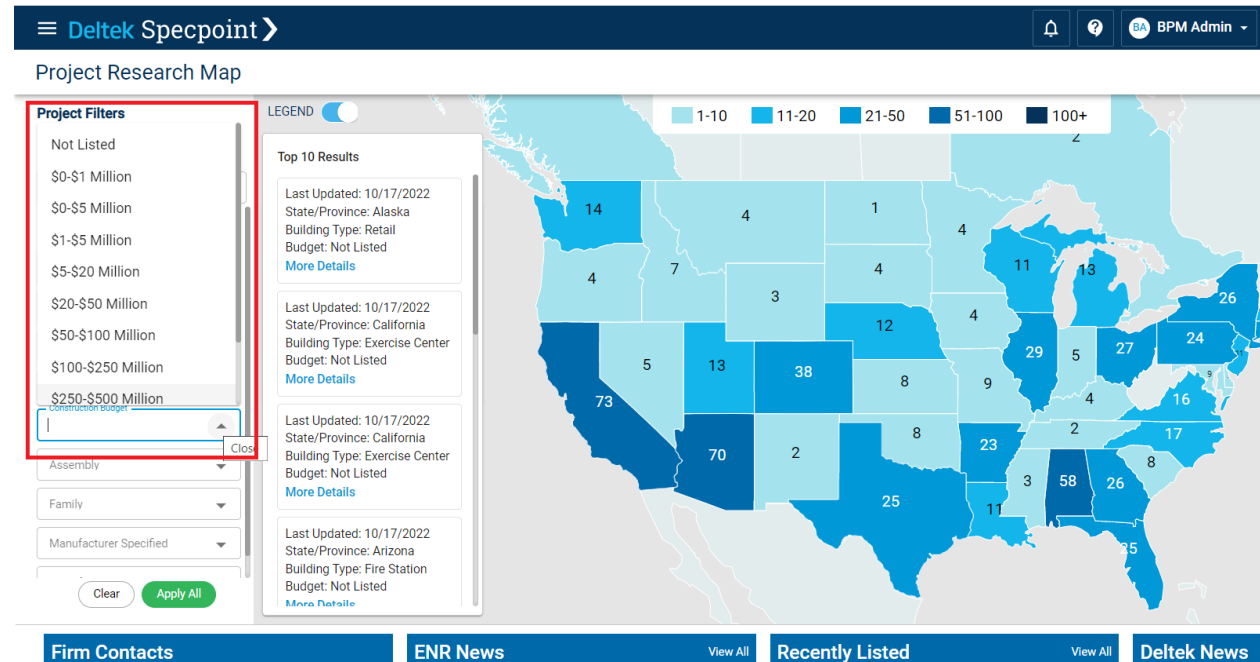
Updated Values for Construction Budget

To stay relevant with the current scaling of costs for construction, the Construction Budget project parameter has the following updated values:

- Not Listed
- \$0–\$5 Million
- \$5–\$20 Million
- \$20–\$50 Million
- \$50–\$100 Million
- \$100–\$250 Million
- \$250–\$500 Million
- More than \$500 Million

This enhancement affects mainly A/E firms in Specpoint when they create and modify projects.

For BPMs, this enhancement applies to the available project data which you can use in your research. For example, the Project Research Map reflects both the updated values and the previous existing values based on existing project data. Similarly, the **Construction Budget** filter field contains both the updated values and previous values as applicable.



Release 1.3.9

Released: October 5, 2022

This release includes general maintenance and performance adjustments throughout the platform.

Release 1.3.8

Released: September 30, 2022

This release includes general maintenance and performance adjustments throughout the platform.

Release 1.3.7

Released: September 27, 2022

This release includes general maintenance and performance adjustments throughout the platform.

Release 1.3.6

Released: September 23, 2022



Enhancements

This section includes summaries of the enhancements made to existing features in this release.

Default URL for Sustainable Minds Partnerships

The Sustainable Minds URL include the default base or prefix: <https://www.transparencycatalog.com/>

PARTNERSHIPS

BIMsmith	<input type="text" value="Add link here"/>	
ULE	<div> Add company name from the Sustainable Mind website. https://www.transparencycatalog.com </div>	
Sustainable Minds	<input type="text" value="Add company name from the Susta"/>	

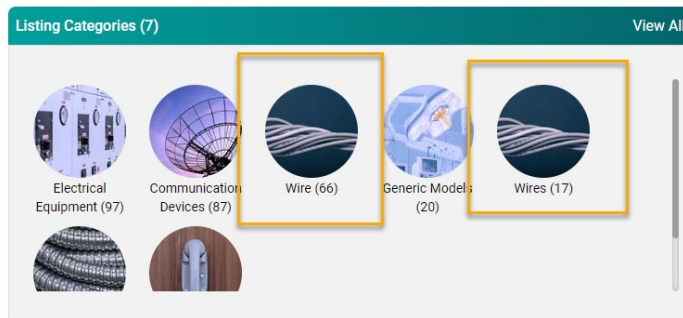
In edit mode of the Manage Listing page, entering a value in the **Sustainable Minds** field under Partnerships adds that value to the default prefix. For example, if you enter **CompanyName** in the **Sustainable Minds** field, Specpoint registers and saves the URL as <https://www.transparencycatalog.com/CompanyName>. This assists you in entering the correct URL for your product listing and for your company.

Software Issues Resolved

This section includes summaries of the resolved software issues in this release.

Inconsistent Wires Category

Bug 1696296: Multiple locations of the platform listed the Wires category as Wire. All instances of Wire has been converted to Wires.



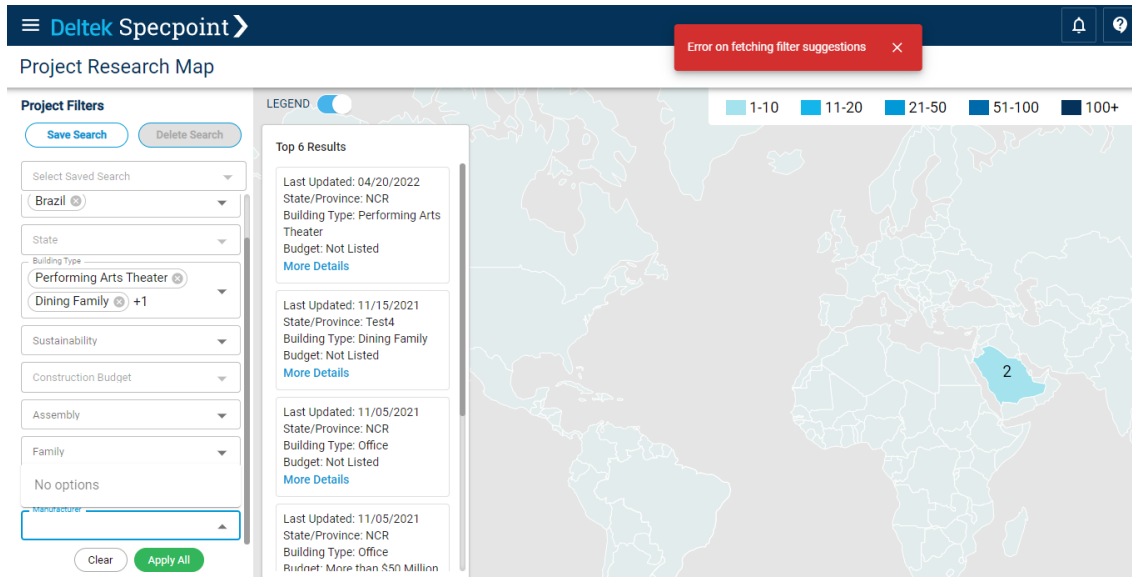
This includes the following locations:

- The Categories filter of the Product Listings page

- The Listing Categories tile of the Company page

Project Research Map Filters

Bug 1738789: The Project Research Map displayed an error when you set filters that caused other filters to not have any available options. Your selection in a filter field affects the available options in other filter fields based on the remaining project data.



For example:

- In the **Country** field, you selected **Saudi Arabia** and **Philippines**.
- In the **Building Type** field, you selected **Performing Arts Theater**, **Dining Family**, and **Office**.

If these selections lead to no remaining project data and you clicked the **Manufacturer** and **Assembly** fields to select options, in which none are available, the platform displayed an error.

Hotfix Release 1.3.5

Released: September 15, 2022

This release includes general maintenance and performance adjustments throughout the platform.

Hotfix Release 1.3.4

Released: September 7, 2022

This release includes general maintenance and performance adjustments throughout the platform.

Release 1.3.3

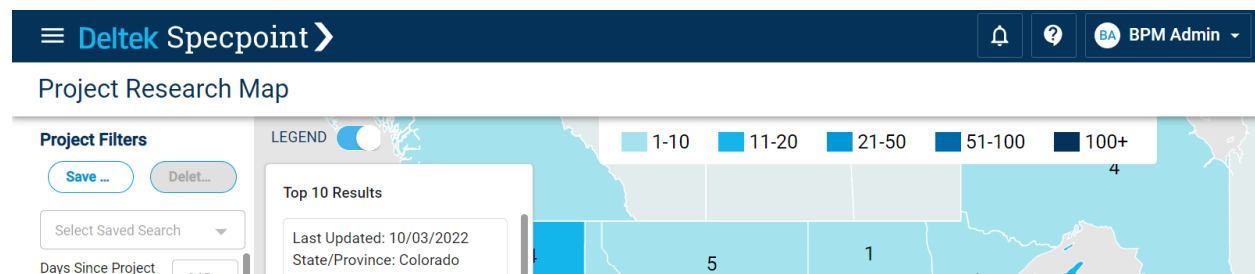
Released: September 1, 2022

Enhancements

This section includes summaries of the enhancements made to existing features in this release.

MasterSpec Content Update Notifications

For version 1.3.3 and later, users from BPM firms no longer receive notifications for MasterSpec content updates. This reduces distraction and risk of misinterpretation for users in your BPM.



Software Issues Resolved

This section includes summaries of the resolved software issues in this release.

Inactive User Access

Bug 1716859: For reseller firms, inactive users were able to log into Specpoint.

Manage Listing Page

Bug 1725482: For select product listings, the Manage Listing page failed to load the information and displayed a blank page.

A/E Product Selection

Bug 1729191: This bug applied to users of Specpoint for A/E firms. With a product type element selected in the project workspace, the manufacturer paragraph did not include some manufacturers with active manufacturer listings as options in the paragraphs option set.

Release 1.3.2

Released: August 11, 2022

This release includes general maintenance and performance adjustments throughout the platform.

Release 1.3.1

Released: August 1, 2022

This release includes general maintenance and performance adjustments throughout the platform.

Release 1.3


Released: July 22, 2022

Enhancements

This section includes summaries of the enhancements made to existing features in this release.

Product Contact Information

On the Manage Listing page, a product listing now includes contact information for the product's manufacturer/BPM. A product listing can have multiple contact persons. For each contact person, the following information is available:

- : Click this icon to open your default email application and email the manufacturer.
- **Name:** This indicates the contact person's name.
- **Contact Number:** This indicates the contact person's phone or mobile number.

As an author or administrator, you can now manage the contact persons for your BPM's product listings. On the Manage Listing page in edit mode, you can select active registered users from your BPM as contact persons for a product listing. Product contacts are available only for product listings of type Premium MasterSpec, Premium, and Premium Proprietary.

Release 1.2.21

Released: June 23, 2022

This release includes general maintenance and performance adjustments throughout the platform.

Release 1.2.20

Released: June 22, 2022

This release includes general maintenance and performance adjustments throughout the platform.


Release 1.2.19

Released: June 20, 2022

Software Issues Resolved

This section includes summaries of the resolved software issues in this release.

Unable to Switch Firm Accounts

Bug 1697743: BPM users, which include users from reseller firms, were unable to switch BPM and A/E firm accounts. On the top menu, the change account icon () and its drop-down menu were not visible.

Release 1.2.18

Released: June 15, 2022

This release includes general maintenance and performance adjustments throughout the platform.

Release 1.2.17

Released: June 7, 2022

Software Issues Resolved

This section includes summaries of the resolved software issues in this release.

Missing Premium Proprietary Product Listings

Bug 1689864: The Product Listings page did not display premium proprietary product listings when you filtered only by **Company**. This applies only to BPM companies that have premium proprietary product listings.

As a workaround, you needed to select the **Premium Proprietary** option in the **Listing Type** filter.

Release 1.2.16

Released: June 3, 2022

This release includes general maintenance and performance adjustments throughout the platform.


Release 1.2.15

Released: May 20, 2022

Software Issues Resolved

This section includes summaries of the resolved software issues in this release.

User Profile Menu and Change Account Menu

Bug 1663555: The user profile menu and change account menu () were not available on the top menu to all users.

Release 1.2.14

Released: May 13, 2022

This release includes general maintenance and performance adjustments throughout the platform.


Release 1.2.13

Released: May 6, 2022

Software Issues Resolved

This section includes summaries of the resolved software issues in this release.

Reseller User Unable to Switch BPMs

Bug 1662792: Users from reseller firms were unable to switch BPM accounts. When you selected an available BPM account from the drop-down menu of the change account icon () , Specpoint displayed the following error message:

There was an error switching to the selected Company. Please verify that you have not been removed from the Company Access List.

Release 1.2.12

Released: April 25, 2022

This release includes general maintenance and performance adjustments throughout the platform.


Release 1.2.11

Released: April 22, 2022

Software Issues Resolved

This section includes summaries of the resolved software issues in this release.

Unable to Download Product Specification Documents

Bug 1663498: You were unable to download the available product specification documents for all applicable product listings. When you clicked  on a product listing card on the Product Listings page or the **Download** button for the Product Specification Document on the Manage Listing page, the download did not proceed. Public users on the public Product Listings page also experienced this issue.

Hotfix Release 1.2.10

Released: April 20, 2022

This release includes general maintenance and performance adjustments throughout the platform.

Release 1.2.9

Released: April 20, 2022

This release includes general maintenance and performance adjustments throughout the platform.

Release 1.2.8

Released: April 20, 2022

This release includes general maintenance and performance adjustments throughout the platform.

Release 1.2.7

Released: April 8, 2022

Software Issues Resolved

This section includes summaries of the resolved software issues in this release.

Displaying Product Listing Cards

Bug 1663123: Some product listing cards incorrectly or partially displayed on the Product Listings page.

Release 1.2.6

Released: April 1, 2022

This release includes general maintenance and performance adjustments throughout the platform.

Release 1.2.5

Released: March 31, 2022

Software Issues Resolved

This section includes summaries of the resolved software issues in this release.

Resizing the Project Overview Data Window

Bug 26176: When you resized the Project Overview Data window, the window became blank and you were no longer able to view its contents.

Release 1.2.4

Released: March 28, 2022

Enhancements

This section includes summaries of the enhancements made to existing features in this release.

Industry Analytics Availability

By default, the Industry Analytics feature is no longer automatically available to new BPM accounts. Affected customer accounts can neither click the **Industry Analytics** option on the navigation menu nor access the Industry Analytics page. This change does not affect existing BPM accounts.

For more information, contact your Deltek onboarder.

Release 1.2.3

Released: March 25, 2022

This release includes general maintenance and performance adjustments throughout the platform.

Release 1.2.2

Released: March 18, 2022

This release includes general maintenance and performance adjustments throughout the platform.


Release 1.2.1

Released: March 16, 2022

Software Issues Resolved

This section includes summaries of the resolved software issues in this release.

Searching for Added Accounts

Bug 27089: From the list of your added BPM accounts through the change account icon () , you were unable use the letter 'S' to search for your added BPMs. When you entered a search term that begins with the letter 'S' in the **Search Companies** field, the search did not proceed.

Release 1.2

Released: March 11, 2022

Enhancements

This section includes summaries of the enhancements made to existing features in this release.

Specpoint Data in the Project Research Map

The Project Research Map now displays performance requirements, product selections, product characteristics, and installation requirements for projects across the Specpoint community. You can now use this data to research and learn more effectively than ever before.

Release 1.1.18

Released: March 4, 2022

Software Issues Resolved

This section includes summaries of the resolved software issues in this release.

Public Product Listings Page

This portion includes resolved software issues for the publicly accessible Product Listings page.

Last Publish Date

Bug 26438: On the Product Listing page, the LAST PUBLISH DATE label did not display the correct date when the respective BPM last published the product listing.

Categories of Manufacturer Listings

Bug 25783: On the Company Page, the Listing Categories tile included product categories of manufacturer listings offered by the respective company even though manufacturer listings are not available on the public Product Listings page.

Release 1.1.17

Released: March 1, 2022

This release includes general maintenance and performance adjustments throughout the platform.

Release 1.1.16

Released: February 25, 2022

New Features

This section includes summaries of the new features in this release.

Text Styles for Company and Product Descriptions

The following fields now support text styles:

- **Who We Are** field on the My Company page
- **Product Description** field on the Manage Listing page

With the necessary user permissions, you can now apply the following styles to text within the aforementioned fields in edit mode:

- Bold
- Italic
- Numbering or Ordered List
- Bullets or Unordered List
- Decrease Indent or Promote
- Increase Indent or Demote

Release 1.1.15

Released: February 18, 2022

This release includes general maintenance and performance adjustments throughout the platform.

Release 1.1.14

Released: February 11, 2022

Software Issues Resolved

This section includes summaries of the resolved software issues in this release.

Manufacturer Specified Filter

Bug 26343: When you set the **Manufacturer Specified** filter to **No** and selected a manufacturer in the **Manufacturer** filter, the Project Research Map included incorrect search results. The search results included projects that have the selected manufacturer specified (**Manufacturer Specified** is set to **Yes**).

Release 1.1.13

Released: February 4, 2022

New Features

This section includes summaries of the new features in this release.

Reseller Firms

Companies that resell products, such as wholesalers, retailers, and distributors, can now join Specpoint as reseller firms. In addition, Deltek will assign resellers to new and existing BPM firm accounts as part of provisioning.

A reseller firm can access all their assigned BPM firms in Specpoint to view an assigned non-reseller BPM firm's data on the product listings that they distribute. Users in a reseller firm are hidden guest users in their assigned BPM firms. They have similar access, which includes the access conditions, to a typical guest user but are not included in the user list of the associated BPM firm.

For more information, contact your Deltek onboarder or Deltek sales representative.

Release 1.1.12

Released: January 28, 2022

This release includes general maintenance and performance adjustments throughout the platform.

Release 1.1.11

Released: January 21, 2022

This release includes general maintenance and performance adjustments throughout the platform.

Release 1.1.10

Released: January 18, 2022

This release includes general maintenance and performance adjustments throughout the platform.

Release 1.1.9

Released: January 14, 2022

Software Issues Resolved

This section includes summaries of the resolved software issues in this release.

Default Sorting and Grouping

Bug 25784: The default sorting and grouping configurations did not apply on the public Product Listings page when you sorted by Category and Company. You encountered this issue when you navigated from a Company Page (click **Product Listings**) of a given company/BPM to the Product Listings page.

Short Form Document on the Manage Listing Page

Bug 26199: On the Manage Listing page, under DOWNLOAD DOCUMENTS and SHORT FORM DOCUMENT, the user interface displayed a zero (0).

Release 1.1.8

Released: January 10, 2022

Software Issues Resolved


This section includes summaries of the resolved software issues in this release.

Project Research Map Legend

Bug 17158: When you toggled the visibility of the Project Research Maps's legend on or off, Specpoint retained the legend's visibility state (on or off) for the next user login on the same browser and computer regardless of user account. The legend's visibility state should only save by user account.

Product Specification Document Download

Bug 26599: On the public Specpoint page, users were unable to download the product specification document of a premium product listing. This issue applied to the following methods:

- On the Product Listings page, on a product listing card, click .
- On the product listing page for a product listing, under DOWNLOAD DOCUMENTS, click **Download**.

Release 1.1.7

Released: January 4, 2022

This release includes general maintenance and performance adjustments throughout the platform.

Release 1.1.6

Released: December 21, 2021

Software Issues Resolved

This section includes summaries of the resolved software issues in this release.

Public Product Detail Page

Bug 26440: When you clicked a product listing card on the public Product Listings page, the Product Details page did not display.

As workaround, you needed to right-click the product listing card and select **Open link in new tab** (or the equivalent option for your browser).

Release 1.1.5

Released: December 17, 2021

Software Issues Resolved

This section includes summaries of the resolved software issues in this release.

Company Page Tiles

This portion includes resolved software issues for the tiles on the Company Page and the My Company page.

Layout of the Listing Categories Tile

Bug 26146: When you zoomed out on the Company page, the Listing Categories tile displayed the available categories in an incorrect layout and position.

Company Filtering for the Product Listing Page

Bug 26341: When you navigated to the Product Listings page by clicking the listing count on a tile on a Company page for a product or the My Company page, the Product Listings page did not correctly filter the product listings by company. The Product Listings page should filter the product listings by the respective company or BPM.

Default Sorting

Bug 26137: The third default sorting criteria, which is **Company**, was unavailable in the Grouping and Sorting window when you opened the Product Listings page from the Recently Listed widget.

Release 1.1.4

Released: December 10, 2021

This release includes general maintenance and performance adjustments throughout the platform.


Release 1.1.3

Released: December 3, 2021

New Features

This section includes summaries of the new features in this release.

Release Notes Option on the Help Menu

The Release Notes option is now available on the Help menu. You can click  » **Release Notes** to download and view the *Deltek Specpoint Release Notes for BPM Users*.

Software Issues Resolved

This section includes summaries of the resolved software issues in this release.

Project Research Map

This portion includes resolved software issues for the Project Research Map.

Project Filters

Bug 25581: You encountered issues with using the following project filters on the Project Research map:

- **Family**
- **Manufacturer Specified**
- **Manufacturer**

When you set these filter fields, these project filters did not apply to the project data on the Project Research Map. In addition, some values from the filter fields were not available, such as **085313 - Vinyl Windows** in the **Family** field.

Project Overview Data Window UI

Bug 19002: When you resized the Project Overview Data window, a number of user interface elements overlapped with each other, such as the label and the border of the following fields:

- **Listed Manufacturer**
- **Manufacturer Specified**

Product Listings Page

This portion includes resolved software issues for the Product Listings page.

Manufacturer Listing

Bug 25820: When you used the **Product Type** filter on the Product Listings page, Specpoint included Manufacturer listings that were previously of type Premium MasterSpec, Premium, or Premium Proprietary and had assigned product type properties in the search results.

Grouping by Company

Bug 25395: When you grouped product listings by **Company** (through the Grouping and Sorting window), the Product Listings page grouped the listings by the companies' account names instead of the companies' display names.

Release 1.1.2

Released: November 19, 2021

This release includes general maintenance and performance adjustments throughout the platform.

Release 1.1.1

Released: November 12, 2021

Software Issues Resolved

This section includes summaries of the resolved software issues in this release.

Show More Button

Bug 25952: The Product Listings page showed a No Results message after you scrolled down and clicked the **Show More** button multiple times. In addition, the **Show More (x of y)** button displayed an incorrect count of product listings and did not disable when the page loaded more listings.

Release 1.0.11

Released: November 3, 2021

Software Issues Resolved

This section includes summaries of the resolved software issues in this release.

UI Responsiveness of the Public Specpoint Site

Bug 25745: In the public Specpoint site, the Product Listings page (which is equivalent to the Manage Listing page for BPM) had distorted images and text when you zoomed in to 150% text size while using 1920 × 1080 resolution.

Sorting of Recently Listed Product Listings

Bug 25541: When you opened the Product Listings page from the Recently Listed widget (by clicking **View All**) on the dashboard, this page displayed incorrectly sorted listings based on the default sorting criteria.

Release 1.0.10

Released: October 29, 2021

Enhancements

This section includes summaries of the enhancements made to existing features in this release.

Product Description Length

Product listings now have a maximum character limit of 10,000 (from 4,000).

On the Manage Listing page, the expanded description field accommodates the 10,000-character descriptions of product listings. In edit mode, the text area for the description accommodates the new character limit.

Software Issues Resolved

This section includes summaries of the resolved software issues in this release.

Display the Product Description

Bug 25810: On the Manage Listing page, you encountered the following issues with lengthy product descriptions:

- The text area remained the same size and did not show the complete description.
- The text area expanded but not to the sufficient size to show the complete description.

Release 1.0.9

Released: October 26, 2021

This release includes general maintenance and performance adjustments throughout the platform.

Release 1.0.8

Released: October 22, 2021

Software Issues Resolved

This section includes summaries of the resolved software issues in this release.

Description Length for Imported Products

Bug 25711: A number of product listings had descriptions that exceeded 10,000 characters. The descriptions of these product listings were trimmed to 10,000 characters.

The affected product listings were mostly imported listings from other Deltak Specification Solutions platform such as SpecAgent.

Auto-Generated Documents for Product Listings

Bug 25583: The date in the Product Specification Document header did not align with the date of the original MasterSpec document, on which the download document is based.

In addition, the automatically generated Product Specification Documents included the following sustainability information under *PART 1 – GENERAL* and *1.2 ACTION SUBMITTALS*: paragraph “*B. Sustainable Design Submittals:*”

Release 1.0.7

Released: October 18, 2021

Software Issues Resolved

This section includes summaries of the resolved software issues in this release.

[Show More Product Listings](#)

Bug 25399: The Product Listings page reset to 200 records when you scrolled down and reached 2,000+ records. In addition, the **Show More (x of y)** button incorrectly reset to *(200 of y)* when it reached at least *(2,000 of y)*.

Release 1.0.6

Released: October 14, 2021

Software Issues Resolved

This section includes summaries of the resolved software issues in this release.

Viewing the Product Listings Page

Bug 25394: When you navigated to the Product Listings page, you were unable to immediately use the Page Up, Page Down, Up, and Down keys to scroll and view the available product listings. Navigating by pressing these keys required that you first click the product listing area or the scroll bar on the page.

Release 1.0.5

Released: October 11, 2021

Software Issues Resolved

This section includes summaries of the resolved software issues in this release.

Product Listings with Names that Include an Ampersand (&)

Bug 25697: The publicly available version of the Product Listings page did not include product listings that are under companies that have an ampersand (&) in their names. On the same page, you were unable to use the **Company** filter to search for product listings under companies that have an "&" in their names.

Save Button in the File/Image Upload Utility

Bug 25430: The buttons in the file/image upload utility became unavailable when you performed an action while an upload process was ongoing. This issue was limited to uploading a photo for your BPM's product listing on the Manage Listing page.

Release 1.0.4

Released: October 8, 2021

Software Issues Resolved

This section includes summaries of the resolved software issues in this release.

Order of Product Cards Changes after Saving

Bug 25624: The Product Listings page did not maintain the order of product listing cards when you modified and saved information about a product that should not affect the order, such as the product description, images, and links.

Release 1.0.3

Released: October 5, 2021

Software Issues Resolved

This section includes summaries of the resolved software issues in this release.

Recently Listed Product Listings

Bug 25337: The Product Listings page did not display any product listing cards when you opened it from the Recently Listed widget (by clicking **View All**) on the dashboard. The Product Listings page now correctly displays product listing cards with the following filters by default:

- **Listing Type:** Premium MasterSpec, Premium, and Premium Proprietary
- **Status:** Active

Same Product Names

Bug 25503: When you updated your BPM's product listing, you were unable to use the same product name for products with the same family but different product types. Specpoint also did not allow the use of the same product name for products from different manufacturers/companies.

Release 1.0.2

Released: October 1, 2021

Software Issues Resolved

This section includes summaries of the resolved software issues in this release.

Sorting Product Listings by Family, Product Type, and Status

Bugs 25409 and 25392: You encountered the following issues when you configured the following filter and sorting criterion combinations:

Sorting Criterion	Filter	Issue
<ul style="list-style-type: none">▪ Family: Ascending	<ul style="list-style-type: none">▪ More Filters » Status: Active and Inactive	Missing family
<ul style="list-style-type: none">▪ Family: Ascending or Descending	<ul style="list-style-type: none">▪ More Filters » Status: Active and Inactive▪ Listing Type: Premium	Incorrect sorting
<ul style="list-style-type: none">▪ Family: Ascending or Descending▪ Product Type: Ascending or Descending	<ul style="list-style-type: none">▪ More Filters » Status: Active and Inactive	Incorrect sorting
<ul style="list-style-type: none">▪ Status: Descending	<ul style="list-style-type: none">▪ Any	Incorrect sorting

Visibility of Inactive Listings

Bug 25540: The Product Listings page displayed inactive product listings from other BPMs.

Appendix: For Additional Information

Specpoint Customer Assistance Program

To access Specpoint FAQ and training videos, register for the [Specpoint Customer Assistance Program](#).

Deltek Support Center

The Deltek Support Center is a support website for Deltek customers who purchase an Ongoing Support Plan (OSP).

The following are some of the many options that the Deltek Support Center provides:

- Search for product documentation, such as release notes, install guides, technical information, online help topics, and white papers
- Ask questions, exchange ideas, and share knowledge with other Deltek customers through the Deltek Support Center Community
- Access Cloud-specific documents and forums
- Download the latest versions of your Deltek products
- Search Deltek's knowledge base
- Submit a support case and check on its progress
- Transfer requested files to a Deltek Customer Success analyst
- Subscribe to Deltek communications about your products and services
- Receive alerts of new Deltek releases and hot fixes
- Initiate a Chat to submit a question to a Deltek Customer Success analyst online

Attention: For more information regarding Deltek Support Center, refer to the online help available from the website.

Access Deltek Support Center

To access the Deltek Support Center:

1. Go to <https://deltek.custhelp.com>.
2. Enter your Deltek Support Center **Username** and **Password**.
3. Click **Login**.

Note: If you forget your username or password, you can click the **Need Help?** button on the login screen for help.

Available Documentation for this Release

The following table lists the Deltek documentation available for this release. Except where noted, all the user guides and quick reference guides listed in this table are available for download from the Deltek Support Center.

Document Name	Description
Deltek Specpoint 1.0 Release Notes for BPM Users	These release notes contain a summary of the key features for the first release of Specpoint.
Deltek Specpoint Help for BPM Users	This guide contains descriptions of and procedural information about features included in Specpoint. You can access this guide from Specpoint's help menu.
Deltek Specpoint SaaS Administrator Guide	This guide contains descriptions of and procedural information about features that are available for administrators who are responsible for the initial activation and ongoing management of Specpoint.



About Deltek

Better software means better projects. Deltek delivers software and information solutions that enable superior levels of project intelligence, management and collaboration. Our industry-focused expertise makes your projects successful and helps you achieve performance that maximizes productivity and revenue. www.deltek.com